





# SPA RACING FESTIVAL

SUPERCAR CHALLENGE  
2014 Results Booklet






**SUPERCAR CHALLENGE**  
**SPA RACING FESTIVAL**  
**FREE PRACTICE 1**

**Classification**

Nr.	Drivers	Team	Car	Class	Time	Lap	Total	Gap	Kph
1	117 R. GROUWELS / R. DE GRAAFF	Team Raceart	Dodge Viper GT3-R	SGT	<b>2:24.135</b>	16	16	-	<b>174.9</b>
2	131 J. STORM / N. BOUWHUIS	Storm-Tag Point Racing	BMW Z4 GT3	SGT	<b>2:24.221</b>	17	18	+0.086	<b>174.8</b>
3	138 S. BALFE	Balfe Motorsport	Ferrari 458 GT3	SGT	<b>2:24.288</b>	15	15	+0.153	<b>174.7</b>
4	258 P. VAN GLABEKE / F. JONCKHEERE	Curbstone FMA Racing	Ferrari 458 GT3	GT	<b>2:24.974</b>	22	23	+0.839	<b>173.9</b>
5	103 H. ZUMBRINK	Volvo Reede Racing by DayVtec	Volvo S60 V8	SGT	<b>2:25.231</b>	8	10	+1.096	<b>173.6</b>
6	193 P. STEVENY / S. BAILLY	Nova Race GT3	Nissan GT-R GT3	SGT	<b>2:25.326</b>	17	20	+1.191	<b>173.5</b>
7	120 P. BAILEY / A. SCHULZ	HorsePower Racing	Aston Martin	SGT	<b>2:25.473</b>	15	16	+1.338	<b>173.3</b>
8	106 K. SNOEKS	Day-V-Tec	Volvo S60 V8	SGT	<b>2:25.753</b>	6	15	+1.618	<b>173.0</b>
9	114 B. MAESSEN	Racingteam Venray	Vicora V8	SGT	<b>2:28.317</b>	14	18	+4.182	<b>170.0</b>
10	215 H. THUIS	Radical Benelux	Radical RXC 2.7 V8	GT	<b>2:29.982</b>	12	14	+5.847	<b>168.1</b>
11	321 S. VANBELLINGEN / W. SLUYS	JR Motorsport	BMW M4 Silhouette	GTB	<b>2:31.799</b>	14	16	+7.664	<b>166.1</b>
12	744 H. HAANE	GH Motorsport	Tatuus PY012	SL2	<b>2:33.389</b>	11	14	+9.254	<b>164.4</b>
13	771 C. KUIJER / N. KOHLER	Blueberry Racing	Radical SR3	SL3	<b>2:33.442</b>	17	20	+9.307	<b>164.3</b>
14	330 O. FREYMUTH	AKF Motorsport	Renault Megane Trophy	GTB	<b>2:33.445</b>	14	18	+9.310	<b>164.3</b>
15	306 M. KOEBOLT	Day-V-Tec	Corvette GT4	GTB	<b>2:33.574</b>	13	17	+9.439	<b>164.2</b>
16	343 D. MEIJER	Lammertink Racing	Porsche 997 GT3 Cup	GTB	<b>2:33.677</b>	4	8	+9.542	<b>164.1</b>
17	760 D. HOUTHOOFD / Y. DESSCHANS	Norma Benelux	Norma M20F	SL3	<b>2:33.757</b>	15	21	+9.622	<b>164.0</b>
18	417 T. BOORSMA / Y. BOORSMA	NMT Racing	BMW M3 GT4	SSP	<b>2:34.146</b>	10	16	+10.011	<b>163.6</b>
19	773 F. DECLERQ	Glasfolie.be	Norma M20F	SL3	<b>2:35.164</b>	9	14	+11.029	<b>162.5</b>
20	303 M. VAN BERLO	Van Berlo Racing	Porsche 997 Cup	GTB	<b>2:35.537</b>	19	22	+11.402	<b>162.1</b>
21	406 K. BOGAERTS / M. VAN DER AA	European Staffing Racing	BMW M3 E90 WTCC	SSP	<b>2:35.539</b>	13	14	+11.404	<b>162.1</b>
22	315 M. VANDEREYDT / A. DETAVENIER	Vandereydt Racing	Porsche 997 GT3 Cup	GTB	<b>2:36.223</b>	4	10	+12.088	<b>161.4</b>
23	349 A. FRANSEN	EMG Motorsport	Porsche 997 Cup	GTB	<b>2:36.688</b>	15	17	+12.553	<b>160.9</b>
24	412 E. VAN DEN MUNCKHOF	Munckhof Racing/ vd Plas Racing	BMW Z4	SSP	<b>2:36.756</b>	12	13	+12.621	<b>160.8</b>
25	416 L. ZAPPEL / M. VERHAGEN	JR Motorsport	BMW 132 GTR	SSP	<b>2:37.375</b>	5	10	+13.240	<b>160.2</b>
26	411 W. VAN HERCK	Van Herck Racing	Mazda 3	SSP	<b>2:37.700</b>	10	14	+13.565	<b>159.9</b>
27	470 H. DELNOU	Van der Kooi Lotus Racing	Lotus Exige 250 CUP	SSP	<b>2:38.104</b>	12	19	+13.969	<b>159.5</b>
28	333 F. JAMES	Backdraft Motorsport	Lamborghini Gallardo	GTB	<b>2:39.786</b>	6	7	+15.651	<b>157.8</b>
29	430 R. WIJNEN / C. FRIJNS	Ferry Monster Autosport	Seat Leon Supercopa	SSP	<b>2:40.119</b>	20	20	+15.984	<b>157.5</b>
30	190 D. PEDERSEN	Team Holbæk Pedersen	Aquila CR1	SGT	<b>2:40.664</b>	4	5	+16.529	<b>156.9</b>
31	444 R. VAN LOON	Blueberry Racing	BMW E46 M3	SSP	<b>2:41.738</b>	12	19	+17.603	<b>155.9</b>
32	309 D. SCHULZ	Topper Team	Porsche 997 GT3	GTB	<b>2:42.220</b>	14	19	+18.085	<b>155.4</b>
33	347 T. VERSTRAETE / N. VAN DIERENDONCK	FMA Racing	Ferrari Challenge Evoluzione	GTB	<b>2:42.373</b>	12	15	+18.238	<b>155.3</b>
34	351 D. STRINGFELLOW	Intersport racing	Lamborghini Gallardo	GTB	<b>2:42.816</b>	12	13	+18.681	<b>154.9</b>
35	493 R. LYNSEY / K. CLARKE	Intersport racing	BMW E46 M3 GTR	SSP	<b>2:45.022</b>	4	15	+20.887	<b>152.8</b>
36	420 A. DAM	Andy Dam Racing Powered by Penta Racing	BMW M3 GTR	SSP	<b>2:45.711</b>	3	6	+21.576	<b>152.2</b>
37	424 P. VAN VLIET / N. VAN VLIET	Speedtec Motorsport	Speedtec Zilhouette	SSP	<b>2:46.178</b>	5	6	+22.043	<b>151.7</b>
38	426 L. ALLEN	Team Compak Ramps	Seat Leon Supercopa	SSP	<b>2:47.037</b>	2	5	+22.902	<b>150.9</b>
39	537 S. POLDERMAN / R. STEENMETZ	Pujolaracing	Renault Clio 4	SP2	<b>2:48.131</b>	14	14	+23.996	<b>150.0</b>
40	503 D. DE BORST / M. DE KLEIJN	Febo Racing Team	Renault Clio RS 2.0 16V	SP2	<b>2:48.773</b>	3	16	+24.638	<b>149.4</b>
41	533 M. CARANSA / W. CARANSA	Day-V-Tec	BMW 130i	SP2	<b>2:52.491</b>	5	14	+28.356	<b>146.2</b>
42	501 R. NIEMAN	Spirit Racing	Renault Clio RS 2.0 16V	SP2	<b>2:54.014</b>	8	19	+29.879	<b>144.9</b>
43	502 T. RUTGERS / F. BEDORF	Spirit Racing	Renault Clio RS 2.0 16V	SP2	<b>2:56.852</b>	18	19	+32.717	<b>142.6</b>
44	108 M. LANTING / B. HERBER	Martino Rosso Racing	Ferrari GT2 458	SGT					
45	202 C. WILKENS / A. SCOTT	GT3 Racing	Dodge Viper GT3	GT					
46	219 A. KJAERGAARD	AC Racing	Scotty GT	GT					
47	229 J. ROZENDAAL	GT3 Racing Lingewaal	Porsche GT3 RS	GT					
48	334 S. ATKINSON	Backdraft Motorsport	Lamborghini Gallardo	GTB					
49	350 A. DONALDSON / I. DONALDSON	Intersport Racing	Porsche 997 Cup	GTB					
50	409 D. DE GROOT	JR Motorsport	BMW E46 M3 GTR	SSP					
51	423 J. ADRIAENSSENS / P. VAN RIEL	Spork Racing Team	Seat Leon Supercopa	SSP					
52	428 F. MEIJERS / M. MEIJERS	Meijers Motorsport	BMW M3 E92 3.2	SSP					
53	447 M. WEBB / C. WOODWISS	Team Webb	BMW E46 GTR	SSP					
54	450 C. EUSER	Cor Euser Racing	Lotus Evora	SSP					
55	451 L. KURSTJENS	AT Motorsport	Ford Focus Silhouette	SSP					
56	496 M. MOSS / F. HAIGE	Intersport racing	BMW E46 M3 GTR	SSP					
57	505 C. VOET / B. VAN DEN BROECK	Traxx Racing Team	Renault Clio	SP2					
58	513 K. TROEYEN	AT Motorsport	Ford Focus Silhouette	SP2					
59	520 E. VAN DIJK	Zoet Racing	Lotus Exige	SP2					
60	577 L. PROTASOV / A. LEVYSHENKO	Unil Lubricants Racing Team	BMW E46 ETCC	SP2					
61	748 D. GIBSON / T. BRADSHAW	Gibson Motorsport	Gibson GH-19	SL2					

**Fastest Lap** Lap 16 Roger GROUWELS **2:24.135** 174.9 Kph



**SUPERCAR CHALLENGE**  
SPA RACING FESTIVAL  
FREE PRACTICE 1


Classification

Nr. Drivers	Team	Car	Class	Time	Lap Total	Gap	Kph
-------------	------	-----	-------	------	-----------	-----	-----

Published at: .....

Track Status: **DRY**


<b>Race Director:</b>	<b>Timekeeper:</b>
-----------------------	--------------------



**SUPERCAR CHALLENGE**  
**SPA RACING FESTIVAL**  
**FREE PRACTICE 1**

Classification by Division

Nr. Drivers	Team	Car	Cl	Time	Lap	Total	Gap	Kph
<b>GT Division</b>								
1 258 P. VAN GLABEKE / F. JONCKHEERE	Curbstone FMA Racing	Ferrari 458 GT3	GT	<b>2:24.974</b>	22	23		<b>173.9</b>
2 215 H. THUIS	Radical Benelux	Radical RXC 2.7 V8	GT	<b>2:29.982</b>	12	14	+5.008 +5.008	<b>168.1</b>
3 202 C. WILKENS / A. SCOTT	GT3 Racing	Dodge Viper GT3	GT					
4 219 A. KJAERGAARD	AC Racing	Scotly GT	GT					
5 229 J. ROZENDAAL	GT3 Racing Lingewaal	Porsche GT3 RS	GT					
<b>GTB Division</b>								
1 321 S. VANBELLINGEN / W. SLUYS	JR Motorsport	BMW M4 Silhouette	GTB	<b>2:31.799</b>	14	16		<b>166.1</b>
2 330 O. FREYMUTH	AKF Motorsport	Renault Megane Trophy	GTB	<b>2:33.445</b>	14	18	+1.646 +1.646	<b>164.3</b>
3 306 M. KOEBOLT	Day-V-Tec	Corvette GT4	GTB	<b>2:33.574</b>	13	17	+1.775 +0.129	<b>164.2</b>
4 343 D. MEIJER	Lammerlink Racing	Porsche 997 GT3 Cup	GTB	<b>2:33.677</b>	4	8	+1.878 +0.103	<b>164.1</b>
5 303 M. VAN BERLO	Van Berlo Racing	Porsche 997 Cup	GTB	<b>2:35.537</b>	19	22	+3.738 +1.860	<b>162.1</b>
6 315 M. VANDEREY / A. DETAVENIER	Vanderey Racing	Porsche 997 GT3 Cup	GTB	<b>2:36.223</b>	4	10	+4.424 +0.686	<b>161.4</b>
7 349 A. FRANSEN	EMG Motorsport	Porsche 997 Cup	GTB	<b>2:36.688</b>	15	17	+4.889 +0.465	<b>160.9</b>
8 333 F. JAMES	Backdraft Motorsport	Lamborghini Gallardo	GTB	<b>2:39.786</b>	6	7	+7.987 +3.098	<b>157.8</b>
9 309 D. SCHULZ	Topper Team	Porsche 997 GT3	GTB	<b>2:42.220</b>	14	19	+10.421 +2.434	<b>155.4</b>
10 347 T. VERSTRAETE / N. VAN DIERENDONCK	FMA Racing	Ferrari Challenge Evoluzione	GTB	<b>2:42.373</b>	12	15	+10.574 +0.153	<b>155.3</b>
11 351 D. STRINGFELLOW	Intersport racing	Lamborghini Gallardo	GTB	<b>2:42.816</b>	12	13	+11.017 +0.443	<b>154.9</b>
12 334 S. ATKINSON	Backdraft Motorsport	Lamborghini Gallardo	GTB					
13 350 A. DONALDSON / I. DONALDSON	Intersport Racing	Porsche 997 Cup	GTB					
<b>Sport 2 Division</b>								
1 537 S. POLDERMAN / R. STEENMETZ	Pujolaracing	Renault Clio 4	SP2	<b>2:48.131</b>	14	14		<b>150.0</b>
2 503 D. DE BORST / M. DE KLEIJN	Febo Racing Team	Renault Clio RS 2.0 16V	SP2	<b>2:48.773</b>	3	16	+0.642 +0.642	<b>149.4</b>
3 533 M. CARANSA / W. CARANSA	Day-V-Tec	BMW 130i	SP2	<b>2:52.491</b>	5	14	+4.360 +3.718	<b>146.2</b>
4 501 R. NIEMAN	Spirit Racing	Renault Clio RS 2.0 16V	SP2	<b>2:54.014</b>	8	19	+5.883 +1.523	<b>144.9</b>
5 502 T. RUTGERS / F. BEDORF	Spirit Racing	Renault Clio RS 2.0 16V	SP2	<b>2:56.852</b>	18	19	+8.721 +2.838	<b>142.6</b>
6 505 C. VOET / B. VAN DEN BROECK	Traxx Racing Team	Renault Clio	SP2					
7 513 K. TROEYEN	AT Motorsport	Ford Focus Silhouette	SP2					
8 520 E. VAN DIJK	Zoet Racing	Lotus Exige	SP2					
9 577 L. PROTASOV / A. LEYTUSHENKO	Unil Lubricants Racing Team	BMW E46 ETCC	SP2					
<b>Super GT Division</b>								
1 117 R. GROUWELS / R. DE GRAAFF	Team Raceart	Dodge Viper GT3-R	SGT	<b>2:24.135</b>	16	16		<b>174.9</b>
2 131 J. STORM / N. BOUWHUIS	Storm-Tag Point Racing	BMW Z4 GT3	SGT	<b>2:24.221</b>	17	18	+0.086 +0.086	<b>174.8</b>
3 138 S. BALFE	Balfe Motorsport	Ferrari 458 GT3	SGT	<b>2:24.288</b>	15	15	+0.153 +0.067	<b>174.7</b>
4 103 H. ZUMBRINK	Volvo Reede Racing by Day/Tec	Volvo S60 V8	SGT	<b>2:25.231</b>	8	10	+1.096 +0.943	<b>173.6</b>
5 193 P. STEVENY / S. BAILLY	Nova Race GT3	Nissan GT-R GT3	SGT	<b>2:25.326</b>	17	20	+1.191 +0.095	<b>173.5</b>
6 120 P. BAILEY / A. SCHULZ	HorsePower Racing	Aston Martin	SGT	<b>2:25.473</b>	15	16	+1.338 +0.147	<b>173.3</b>
7 106 K. SNOEKS	Day-V-Tec	Volvo S60 V8	SGT	<b>2:25.753</b>	6	15	+1.618 +0.280	<b>173.0</b>
8 114 B. MAESSEN	Racingteam Venray	Vicora V8	SGT	<b>2:28.317</b>	14	18	+4.182 +2.564	<b>170.0</b>
9 190 D. PEDERSEN	Team Holbæk Pedersen	Aquila CR1	SGT	<b>2:40.664</b>	4	5	+16.529 +12.347	<b>156.9</b>
10 108 M. LANTING / B. HERBER	Martino Rosso Racing	Ferrari GT2 458	SGT					
<b>Super Lights Group 2</b>								
1 744 H. HAANE	GH Motorsport	Tatus PY012	SL2	<b>2:33.389</b>	11	14		<b>164.4</b>
2 748 D. GIBSON / T. BRADSHAW	Gibson Motorsport	Gibson GH-19	SL2					
<b>Super Lights Group 3</b>								
1 771 C. KUIJER / N. KOHLER	Blueberry Racing	Radical SR3	SL3	<b>2:33.442</b>	17	20		<b>164.3</b>
2 760 D. HOUTHOOFD / V. DESSCHANS	Norma Benelux	Norma M20F	SL3	<b>2:33.757</b>	15	21	+0.315 +0.315	<b>164.0</b>
3 773 F. DECLERQ	Glasfolie.be	Norma M20F	SL3	<b>2:35.164</b>	9	14	+1.722 +1.407	<b>162.5</b>
<b>Supersport Division</b>								



**SUPERCAR CHALLENGE**  
**SPA RACING FESTIVAL**  
**FREE PRACTICE 1**


Classification by Division

Nr. Drivers	Team	Car	Cl	Time	Lap	Total	Gap	Kph
1 417 T. BOORSMA / Y. BOORSMA	NMT Racing	BMW M3 GT4	SSP	<b>2:34.146</b>	10	16		<b>163.6</b>
2 406 K. BOGAERTS / M. VAN DER AA	European Staffing Racing	BMW M3 E90 WTCC	SSP	<b>2:35.539</b>	13	14	+1.393	+1.393 <b>162.1</b>
3 412 E. VAN DEN MUNCKHOF	Munckhof Racing/ vd Plas Racing	BMW Z4	SSP	<b>2:36.756</b>	12	13	+2.610	+1.217 <b>160.8</b>
4 416 L. ZAPPEIJ / M. VERHAGEN	JR Motorsport	BMW 132 GTR	SSP	<b>2:37.375</b>	5	10	+3.229	+0.619 <b>160.2</b>
5 411 W. VAN HERCK	Van Herck Racing	Mazda 3	SSP	<b>2:37.700</b>	10	14	+3.554	+0.325 <b>159.9</b>
6 470 H. DELNOIJ	Van der Kooij Lotus Racing	Lotus Exige 250 CUP	SSP	<b>2:38.104</b>	12	19	+3.958	+0.404 <b>159.5</b>
7 430 R. WIJNEN / C. FRIJNS	Ferry Monster Autosport	Seat Leon Supercopa	SSP	<b>2:40.119</b>	20	20	+5.973	+2.015 <b>157.5</b>
8 444 R. VAN LOON	Blueberry Racing	BMW E46 M3	SSP	<b>2:41.738</b>	12	19	+7.592	+1.619 <b>155.9</b>
9 493 R. LYNSEY / K. CLARKE	Intersport racing	BMW E46 M3 GTR	SSP	<b>2:45.022</b>	4	15	+10.876	+3.284 <b>152.8</b>
10 420 A. DAM	Andy Dam Racing Powered by Penta Racing	BMW M3 GTR	SSP	<b>2:45.711</b>	3	6	+11.565	+0.689 <b>152.2</b>
11 424 P. VAN VLIET / N. VAN VLIET	Speedtec Motorsport	Speedtec Zilhouette	SSP	<b>2:46.178</b>	5	6	+12.032	+0.467 <b>151.7</b>
12 426 L. ALLEN	Team Compak Ramps	Seat Leon Supercopa	SSP	<b>2:47.037</b>	2	5	+12.891	+0.859 <b>150.9</b>
13 409 D. DE GROOT	JR Motorsport	BMW E46 M3 GTR	SSP					
14 423 J. ADRIAENSSENS / P. VAN RIEL	Spork Racing Team	Seat Leon Supercopa	SSP					
15 428 F. MEIJERS / M. MEIJERS	Meijers Motorsport	BMW M3 E92 3.2	SSP					
16 447 M. WEBB / C. WOODWISS	Team Webb	BMW E46 GTR	SSP					
17 450 C. EUSER	Cor Euser Racing	Lotus Evora	SSP					
18 451 L. KURSTJENS	AT Motorsport	Ford Focus Silhouette	SSP					
19 496 M. MOSS / F. HAIGE	Intersport racing	BMW E46 M3 GTR	SSP					


Published at: .....

Track Status: **DRY**

Stewards:	Timekeeper:
-----------	-------------



**SUPERCAR CHALLENGE**  
**SPA RACING FESTIVAL**  
**FREE PRACTICE 1**
**Best Sector Times**

SECTOR 1			SECTOR 2			SECTOR 3			Pos	Team	Cl	Ideal Lap	Best Lap
Pos	Driver	Time	Driver	Time	Driver	Time	Pos	Team	Cl	Ideal Lap	Best Lap		
1	106 K.SNOEKS	40.129	131 J.STORM	1:05.662	117 R.GROUWELS	36.235	1	117 Team Raceart	SGT	2'23.014	2:24.135 (1)		
2	117 R.GROUWELS	40.238	138 S.BALFE	1:05.784	120 P.BAILEY	36.909	2	138 Balfe Motorsport	SGT	2'23.516	2:24.288 (3)		
3	103 H.ZUMBRINK	40.515	117 R.GROUWELS	1:06.541	193 P.STEVENY	36.957	3	131 Storm-Tag Point Racing	SGT	2'24.141	2:24.221 (2)		
4	120 P.BAILEY	40.674	258 P.VAN GLABEKE	1:06.854	138 S.BALFE	36.999	4	193 Nova Race GT3	SGT	2'24.847	2:25.326 (6)		
5	114 B.MAESSEN	40.702	193 P.STEVENY	1:06.999	103 H.ZUMBRINK	37.013	5	258 Curbstone FMA Racing	GT	2'24.854	2:24.974 (4)		
6	138 S.BALFE	40.733	103 H.ZUMBRINK	1:07.328	258 P.VAN GLABEKE	37.097	6	103 Volvo Reede Racing by DayVtec	SGT	2'24.856	2:25.231 (5)		
7	193 P.STEVENY	40.891	771 C.KUIJER	1:07.519	106 K.SNOEKS	37.107	7	120 HorsePower Racing	SGT	2'25.466	2:25.473 (7)		
8	258 P.VAN GLABEKE	40.903	120 P.BAILEY	1:07.883	131 J.STORM	37.363	8	106 Day-V-Tec	SGT	2'25.533	2:25.753 (8)		
9	131 J.STORM	41.116	215 H.THUIS	1:08.276	215 H.THUIS	37.625	9	114 Racingteam Venray	SGT	2'27.525	2:28.317 (9)		
10	343 D.MEIJER	42.450	106 K.SNOEKS	1:08.297	114 B.MAESSEN	37.711	10	215 Radical Benelux	GT	2'28.502	2:29.982 (10)		
11	215 H.THUIS	42.601	114 B.MAESSEN	1:09.112	321 S.VANBELLINGEN	38.864	11	321 JR Motorsport	GTB	2'31.123	2:31.799 (11)		
12	321 S.VANBELLINGEN	42.683	321 S.VANBELLINGEN	1:09.576	330 O.FREYMUTH	39.111	12	330 AKF Motorsport	GTB	2'32.774	2:33.445 (14)		
13	347 T.VERSTRAETE	42.905	744 H.HAANE	1:09.732	343 D.MEIJER	39.176	13	771 Blueberry Racing	SL3	2'32.967	2:33.442 (13)		
14	303 M.VAN BERLO	43.084	330 O.FREYMUTH	1:09.829	760 D.HOUTHOOFF	39.254	14	760 Norma Benelux	SL3	2'32.981	2:33.757 (17)		
15	306 M.KOEBOLT	43.303	773 F.DECLERQ	1:09.985	306 M.KOEBOLT	39.315	15	744 GH Motorsport	SL2	2'33.052	2:33.389 (12)		
16	315 M.VANDEREY	43.473	760 D.HOUTHOOFF	1:10.041	744 H.HAANE	39.508	16	343 Lammertink Racing	GTB	2'33.277	2:33.677 (16)		
17	760 D.HOUTHOOFF	43.686	417 T.BOORSMA	1:10.292	303 M.VAN BERLO	39.553	17	306 Day-V-Tec	GTB	2'33.574	2:33.574 (15)		
18	744 H.HAANE	43.812	406 K.BOGAERTS	1:10.802	417 T.BOORSMA	39.570	18	417 NMT Racing	SSP	2'34.085	2:34.146 (18)		
19	330 O.FREYMUTH	43.834	306 M.KOEBOLT	1:10.956	773 F.DECLERQ	39.692	19	773 Glasfolie.be	SL3	2'34.450	2:35.164 (19)		
20	190 D.PEDERSEN	43.893	470 H.DELNOIJ	1:11.305	315 M.VANDEREY	39.710	20	303 Van Berlo Racing	GTB	2'34.931	2:35.537 (20)		
21	333 F.JAMES	44.163	416 L.ZAPPEIJ	1:11.346	333 F.JAMES	39.883	21	406 European Staffing Racing	SSP	2'35.226	2:35.539 (21)		
22	417 T.BOORSMA	44.223	343 D.MEIJER	1:11.651	406 K.BOGAERTS	39.959	22	315 Vanderey Racing	GTB	2'35.932	2:36.223 (22)		
23	411 W.VAN HERCK	44.312	412 E.VAN DEN MUNCHOF	1:11.660	412 E.VAN DEN MUNCHOF	39.991	23	333 Backdraft Motorsport	GTB	2'36.074	2:39.786 (28)		
24	349 A.FRANSSSEN	44.464	333 F.JAMES	1:12.028	771 C.KUIJER	40.042	24	412 Munchhof Racing/ vd Plas Racing	SSP	2'36.172	2:36.756 (24)		
25	406 K.BOGAERTS	44.465	349 A.FRANSSSEN	1:12.122	349 A.FRANSSSEN	40.102	25	349 EMG Motorsport	GTB	2'36.688	2:36.688 (23)		
26	351 D.STRINGFELLOW	44.500	303 M.VAN BERLO	1:12.294	411 W.VAN HERCK	40.331	26	411 Van Herck Racing	SSP	2'36.966	2:37.700 (26)		
27	412 E.VAN DEN MUNCHOF	44.521	411 W.VAN HERCK	1:12.323	470 H.DELNOIJ	40.567	27	416 JR Motorsport	SSP	2'37.375	2:37.375 (25)		
28	773 F.DECLERQ	44.773	315 M.VANDEREY	1:12.749	416 L.ZAPPEIJ	40.576	28	470 Van der Kooi Lotus Racing	SSP	2'37.497	2:38.104 (27)		
29	444 R.VAN LOON	45.304	430 R.WIJNEN	1:12.886	347 T.VERSTRAETE	40.639	29	430 Ferry Monster Autosport	SSP	2'39.787	2:40.119 (29)		
30	771 C.KUIJER	45.406	444 R.VAN LOON	1:14.179	309 D.SCHULZ	40.971	30	347 FMA Racing	GTB	2'40.444	2:42.373 (33)		
31	426 L.ALLEN	45.408	424 P.VAN VLIET	1:14.388	430 R.WIJNEN	41.154	31	190 Team Holbaek Pedersen	SGT	2'40.582	2:40.664 (30)		
32	416 L.ZAPPEIJ	45.453	493 R.LYNSEY	1:14.435	444 R.VAN LOON	41.378	32	444 Blueberry Racing	SSP	2'40.861	2:41.738 (31)		
33	309 D.SCHULZ	45.594	426 L.ALLEN	1:14.828	426 L.ALLEN	41.413	33	309 Topper Team	GTB	2'41.442	2:42.220 (32)		
34	470 H.DELNOIJ	45.625	309 D.SCHULZ	1:14.877	190 D.PEDERSEN	41.667	34	426 Team Compak Ramps	SSP	2'41.649	2:47.037 (38)		
35	430 R.WIJNEN	45.747	503 D.DE BORST	1:14.888	351 D.STRINGFELLOW	41.874	35	351 Intersport racing	GTB	2'42.449	2:42.816 (34)		
36	420 A.DAM	45.832	190 D.PEDERSEN	1:15.022	420 A.DAM	42.282	36	493 Intersport racing	SSP	2'43.196	2:45.022 (35)		
37	493 R.LYNSEY	46.246	537 S.POLDERMAN	1:15.265	493 R.LYNSEY	42.515	37	420 Andy Dam Racing Powered by Penta Racing	SSP	2'44.081	2:45.711 (36)		
38	424 P.VAN VLIET	47.358	420 A.DAM	1:15.967	424 P.VAN VLIET	42.593	38	424 Speedtec Motorsport	SSP	2'44.339	2:46.178 (37)		
39	537 S.POLDERMAN	48.971	351 D.STRINGFELLOW	1:16.075	503 D.DE BORST	43.656	39	537 Pujolaracing	SP2	2'48.025	2:48.131 (39)		
40	503 D.DE BORST	49.864	533 M.CARANSA	1:16.799	537 S.POLDERMAN	43.789	40	503 Febo Racing Team	SP2	2'48.408	2:48.773 (40)		
41	533 M.CARANSA	50.042	347 T.VERSTRAETE	1:16.900	533 M.CARANSA	44.769	41	533 Day-V-Tec	SP2	2'51.610	2:52.491 (41)		
42	501 R.NIEMAN	51.315	501 R.NIEMAN	1:17.256	501 R.NIEMAN	44.934	42	501 Spirit Racing	SP2	2'53.505	2:54.014 (42)		
43	502 T.RUTGERS	52.165	502 T.RUTGERS	1:18.350	502 T.RUTGERS	45.590	43	502 Spirit Racing	SP2	2'56.105	2:56.852 (43)		


**SUPERCAR CHALLENGE**  
**SPA RACING FESTIVAL**  
 After FREE PRACTICE 1


Event maximum speed

Team	Car	Class	Driver	Top Speed	Lap	Session	
106	Day-V-Tec	Volvo S60 V8	SGT	Kelvin SNOEKS	271.4	11	FREE PRACTICE 1
120	HorsePower Racing	Aston Martin	SGT	Paul BAILEY	267.3	12	FREE PRACTICE 1
117	Team Raceart	Dodge Viper GT3-R	SGT	Roger GROUWELS	265.4	4	FREE PRACTICE 1
138	Balfe Motorsport	Ferrari 458 GT3	SGT	Shaun BALFE	263.4	15	FREE PRACTICE 1
258	Curbstone FMA Racing	Ferrari 458 GT3	GT	Patrick VAN GLABEKE	262.1	22	FREE PRACTICE 1
193	Nova Race GT3	Nissan GT-R Gt3	SGT	Philippe STEVENY	261.5	19	FREE PRACTICE 1
347	FMA Racing	Ferrari Challenge Evoluzione	GTB	Thierry VERSTRAETE	261.5	9	FREE PRACTICE 1
114	Racingteam Venray	Vicora V8	SGT	Barry MAESSEN	257.1	8	FREE PRACTICE 1
131	Storm-Tag Point Racing	BMW Z4 GT3	SGT	Jan STORM	257.1	16	FREE PRACTICE 1
303	Van Berlo Racing	Porsche 997 Cup	GTB	Marcel VAN BERLO	255.9	20	FREE PRACTICE 1
103	Volvo Reede Racing by DayVTec	Volvo S60 V8	SGT	Henry ZUMBRINK	255.3	9	FREE PRACTICE 1
343	Lammertink Racing	Porsche 997 GT3 Cup	GTB	Daan MEIJER	251.2	7	FREE PRACTICE 1
215	Radical Benelux	Radical RXC 2.7 V8	GT	Henk THUIS	250.6	13	FREE PRACTICE 1
306	Day-V-Tec	Corvette GT4	GTB	Max KOEBOLT	250.6	13	FREE PRACTICE 1
321	JR Motorsport	BMW M4 Silhouette	GTB	Steve VANBELLINGEN	250.6	16	FREE PRACTICE 1
417	NMT Racing	BMW M3 GT4	SSP	Tristan BOORSMA	242.2	13	FREE PRACTICE 1
351	Intersport racing	Lamborghini Gallardo	GTB	Dan STRINGFELLOW	241.1	13	FREE PRACTICE 1
412	Munckhof Racing/ vd Plas Racing	BMW Z4	SSP	Eric VAN DEN MUNCKHOF	239.5	11	FREE PRACTICE 1
760	Norma Benelux	Norma M20F	SL3	David HOUTHOOFD	238.4	15	FREE PRACTICE 1
349	EMG Motorsport	Porsche 997 Cup	GTB	Alain FRANSEN	237.4	15	FREE PRACTICE 1
406	European Staffing Racing	BMW M3 E90 WTCC	SSP	Koen BOGAERTS	237.4	13	FREE PRACTICE 1
315	Vandereyt Racing	Porsche 997 GT3 Cup	GTB	Miguel VANDEREYT	236.8	4	FREE PRACTICE 1
744	GH Motorsport	Tatuus PY012	SL2	Henk HAANE	236.8	6	FREE PRACTICE 1
333	Backdraft Motorsport	Lamborghini Gallardo	GTB	Fiona JAMES	236.3	7	FREE PRACTICE 1
411	Van Herck Racing	Mazda 3	SSP	Werner VAN HERCK	236.3	11	FREE PRACTICE 1
330	AKF Motorsport	Renault Megane Trophy	GTB	Oliver FREYMUTH	234.8	13	FREE PRACTICE 1
444	Blueberry Racing	BMW E46 M3	SSP	Ronald VAN LOON	234.3	5	FREE PRACTICE 1
309	Topper Team	Porsche 997 GT3	GTB	Dirk SCHULZ	233.8	16	FREE PRACTICE 1
426	Team Compak Ramps	Seat Leon Supercopa	SSP	Lee ALLEN	233.8	3	FREE PRACTICE 1
773	Glasfolie.be	Norma M20F	SL3	Filip DECLERQ	233.8	8	FREE PRACTICE 1
430	Ferry Monster Autosport	Seat Leon Supercopa	SSP	René WIJNEN	230.3	20	FREE PRACTICE 1
416	JR Motorsport	BMW 132 GTR	SSP	Leon ZAPPEIJ	229.8	6	FREE PRACTICE 1
493	Intersport racing	BMW E46 M3 GTR	SSP	Ryan LYNSEY	223.6	12	FREE PRACTICE 1
470	Van der Kooi Lotus Racing	Lotus Exige 250 CUP	SSP	Huub DELNOIJ	223.1	5	FREE PRACTICE 1
771	Blueberry Racing	Radical SR3	SL3	Carlo KUIJER	216.4	3	FREE PRACTICE 1
420	Andy Dam Racing Powered by Penta Racing	BMW M3 GTR	SSP	Andy DAM	214.3	3	FREE PRACTICE 1
190	Team Holbæk Pedersen	Aquila CR1	SGT	Dennis PEDERSEN	213.4	5	FREE PRACTICE 1
424	Speedtec Motorsport	Speedtec Zilhouette	SSP	Peter VAN VLIET	211.4	3	FREE PRACTICE 1
537	Pujolaracing	Renault Clio 4	SP2	Stephan POLDERMAN	204.5	9	FREE PRACTICE 1
533	Day-V-Tec	BMW 130i	SP2	Mauits CARANSA	203.8	13	FREE PRACTICE 1
503	Febo Racing Team	Renault Clio RS 2.0 16V	SP2	Dennis DE BORST	201.9	5	FREE PRACTICE 1
501	Spirit Racing	Renault Clio RS 2.0 16V	SP2	Rob NIEMAN	197.4	6	FREE PRACTICE 1
502	Spirit Racing	Renault Clio RS 2.0 16V	SP2	Toon RUTGERS	193.5	4	FREE PRACTICE 1


**SUPERCAR CHALLENGE**  
**SPA RACING FESTIVAL**  
**FREE PRACTICE 1**
**Fastest Lap Sequence**

Practice Time	Team	Car	Class	Driver	Time	Kph	Lap
5:32.706	114 Racingteam Venray	Vicora V8	SGT	Barry MAESSEN	<b>2:31.981</b>	165.9	2
8:01.299	114 Racingteam Venray	Vicora V8	SGT	Barry MAESSEN	<b>2:28.593</b>	169.7	3
11:32.245	138 Balfe Motorsport	Ferrari 458 GT3	SGT	Shaun BALFE	<b>2:26.830</b>	171.7	4
13:58.992	138 Balfe Motorsport	Ferrari 458 GT3	SGT	Shaun BALFE	<b>2:26.747</b>	171.8	5
19:29.764	106 Day-V-Tec	Volvo S60 V8	SGT	Kelvin SNOEKS	<b>2:26.530</b>	172.1	5
21:55.517	106 Day-V-Tec	Volvo S60 V8	SGT	Kelvin SNOEKS	<b>2:25.753</b>	173.0	6
30:10.996	103 Volvo Reede Racing by DayVTec	Volvo S60 V8	SGT	Henry ZUMBRINK	<b>2:25.231</b>	173.6	8
36:31.529	117 Team Raceart	Dodge Viper GT3-R	SGT	Roger GROUWELS	<b>2:24.337</b>	174.7	8
48:51.896	138 Balfe Motorsport	Ferrari 458 GT3	SGT	Shaun BALFE	<b>2:24.334</b>	174.7	12
58:18.372	131 Storm-Tag Point Racing	BMW Z4 GT3	SGT	Jan STORM	<b>2:24.221</b>	174.8	17
1:00:16.272	117 Team Raceart	Dodge Viper GT3-R	SGT	Roger GROUWELS	<b>2:24.135</b>	174.9	16






**SUPERCAR CHALLENGE  
SPA RACING FESTIVAL  
FREE PRACTICE 1**

**Sector Analysis**

Personal Best Session Best B Crossing the finish line in pit lane


Lap	D	Time	Sector 1	Sector 2	Sector 3	T. Spd	Elapsed	Lap	D	Time	Sector 1	Sector 2	Sector 3	T. Spd	Elapsed		
<b>103</b>	<b>Volvo Reede Racing by DayTec</b> 1. Henry ZUMBRINK							Volvo S60 V8 SGT	2	1	3:03.808 <b>B</b>	49.771	1:19.919	54.118	180.6	6:32.028	
	1	4:38.705	2:28.878	1:23.551	46.276	142.5	4:38.705	3	1	15:09.848	...	1:08.499	38.852	221.8	21:41.876		
	2	2:43.364	46.779	1:16.278	40.307	194.6	7:22.069	4	1	2:27.047	41.440	1:08.259	37.348	265.4	24:08.923		
	3	2:33.590	42.233	1:12.795	38.562	210.9	9:55.659	5	1	2:33.511 <b>B</b>	41.874	<b>1:06.541</b>	45.096	259.6	26:42.434		
	4	2:30.568	40.841	1:08.937	40.790	237.9	12:26.227	6	1	4:55.239	3:07.440	1:08.552	39.247	261.5	31:37.673		
	5	2:28.085	42.607	1:08.303	37.175	240.5	14:54.312	7	1	2:29.519	44.828	1:07.189	37.502	262.8	34:07.192		
	6	2:41.830 <b>B</b>	42.125	1:08.160	51.545	238.4	17:36.142	8	1	2:24.337	40.574	1:07.065	36.698	262.1	36:31.529		
	7	10:09.623	8:23.627	1:08.407	37.589	225.9	27:45.765	9	1	2:32.192 <b>B</b>	<b>40.238</b>	1:06.741	45.213	265.4	39:03.721		
	8	<b>2:25.231</b>	40.890	<b>1:07.328</b>	<b>37.013</b>	250.6	30:10.996	10	1	4:44.198	2:53.587	1:12.925	37.686	244.9	43:47.919		
	9	2:28.887	<b>40.515</b>	1:10.664	37.708	255.3	32:39.883	11	1	2:25.286	41.020	1:07.000	37.266	264.1	46:13.205		
	10	2:57.734 <b>B</b>	40.844	1:08.856	1:08.034	247.1	35:37.617	12	1	2:24.456	41.460	1:06.751	36.245	259.0	48:37.661		
								13	1	2:35.631 <b>B</b>	41.491	1:08.832	45.308	264.1	51:13.292		
								14	1	4:12.076	2:27.668	1:07.276	37.132	264.1	55:25.368		
								15	1	2:26.769	41.237	1:08.900	36.632	260.9	57:52.137		
								16	1	<b>2:24.135</b>	40.740	1:07.160	<b>36.235</b>	262.1	1:00:16.272		
<b>106</b>	<b>Day-V-Tec</b> 1. Kelvin SNOEKS							Volvo S60 V8 SGT	<b>120</b>	<b>HorsePower Racing</b> 1. Paul BAILEY 2. Andy SCHULZ							Aston Martin SGT
	1	3:23.489	1:28.127	1:15.769	39.593	185.2	3:23.489	1	1	3:35.115	1:37.117	1:15.745	42.253	190.1	3:35.115		
	2	2:55.532 <b>B</b>	46.110	1:17.239	52.183	235.3	6:19.021	2	1	2:35.508	42.412	1:13.707	39.389	242.2	6:10.623		
	3	8:16.483	6:25.626	1:12.609	38.248	200.7	14:35.504	3	1	2:31.644	42.031	1:11.097	38.516	247.1	8:42.267		
	4	2:27.730	41.251	1:08.805	37.674	251.2	17:03.234	4	1	2:29.868	41.767	1:10.072	38.029	257.1	11:12.135		
	5	2:26.530	40.609	1:08.686	37.235	264.1	19:29.764	5	1	2:29.466	41.672	1:09.710	38.084	251.2	13:41.601		
	6	<b>2:25.753</b>	40.349	<b>1:08.297</b>	<b>37.107</b>	268.7	21:55.517	6	1	2:40.458 <b>B</b>	41.932	1:10.119	48.407	258.4	16:22.059		
	7	2:30.048	41.026	1:10.525	38.497	263.4	24:25.565	7	1	4:31.817	2:43.037	1:10.642	38.138	237.4	20:53.876		
	8	2:37.350 <b>B</b>	40.660	1:09.959	46.731	262.8	27:02.915	8	1	2:31.586	42.615	1:10.989	37.982	241.6	23:25.462		
	9	8:40.181	6:51.823	1:10.038	38.320	244.9	35:43.096	9	1	2:30.419	41.452	1:10.572	38.395	262.1	25:55.881		
	10	2:29.105	40.735	1:11.058	37.312	235.3	38:12.201	10	1	2:30.669	42.124	1:10.283	38.262	254.1	28:26.550		
	11	2:26.342	40.514	1:08.449	37.379	271.4	40:38.543	11	1	3:28.398	41.140	2:09.436	37.822	260.9	31:54.948		
	12	2:26.291	<b>40.129</b>	1:08.381	37.781	268.7	43:04.834	12	1	2:30.898	41.022	1:11.919	37.957	267.3	34:25.846		
	13	2:38.635 <b>B</b>	40.159	1:14.126	44.350	271.4	45:43.469	13	1	2:41.091 <b>B</b>	41.623	1:10.368	49.100	266.0	37:06.937		
	14	11:29.580	9:40.083	1:10.814	38.683	216.0	57:13.049	14	1	4:27.864	2:41.913	1:08.980	36.971	246.0	41:34.801		
	15	3:05.472 <b>B</b>	41.241	1:24.670	59.561	241.6	1:00:18.521	15	1	<b>2:25.473</b>	40.681	<b>1:07.883</b>	<b>36.909</b>	264.7	44:00.274		
								16	1	2:31.984 <b>B</b>	<b>40.674</b>	1:08.145	43.165	233.3	46:32.258		
<b>114</b>	<b>Racingteam Venray</b> 1. Barry MAESSEN							Vicora V8 SGT	<b>131</b>	<b>Storm-Tag Point Racing</b> 1. Jan STORM 2. Niels BOUWHUIS							BMW Z4 GT3 SGT
	1	3:00.725	47.543	1:26.386	46.796	127.5	3:00.725	1	1	7:09.556	5:07.904	1:19.522	42.130	176.8	7:09.556		
	2	2:31.981	42.591	1:10.055	39.335	222.7	5:32.706	2	1	2:36.863	44.712	1:12.239	39.912	228.8	9:46.419		
	3	2:28.593	41.545	<b>1:09.112</b>	37.936	225.0	8:01.299	3	1	2:39.455	44.696	1:12.814	41.945	240.5	12:25.874		
	4	2:28.645	41.524	1:09.209	37.912	235.8	10:29.944	4	1	2:38.649	44.548	1:13.966	40.135	210.1	15:04.523		
	5	2:45.422 <b>B</b>	41.436	1:12.986	51.000	200.7	13:15.366	5	1	2:33.004	43.067	1:10.690	39.247	253.5	17:37.527		
	6	7:07.694	5:13.225	1:14.711	39.758	219.5	20:23.060	6	1	2:34.809	42.826	1:12.856	39.127	242.7	20:12.336		
	7	2:30.190	41.376	1:10.204	38.610	237.9	22:53.250	7	1	2:47.061 <b>B</b>	42.611	1:12.885	51.565	251.7	22:59.397		
	8	2:28.765	40.988	1:09.916	37.861	257.1	25:22.015	8	1	7:21.009	5:32.417	1:10.122	38.470	204.9	30:20.406		
	9	2:29.343	41.092	1:10.386	37.865	242.7	27:51.358	9	1	2:32.749	42.971	1:09.805	39.973	254.1	32:53.155		
	10	2:41.051 <b>B</b>	41.154	1:10.742	49.155	200.0	30:32.409	10	1	2:38.485	45.745	1:12.053	40.687	233.3	35:31.640		
	11	6:12.344	4:21.078	1:13.153	38.113	234.3	36:44.753	11	1	2:30.988	42.723	1:09.810	38.455	251.2	38:02.628		
	12	2:28.846	40.892	1:10.082	37.872	224.1	39:13.599	12	1	2:30.350	42.083	1:09.864	38.403	255.9	40:32.978		
	13	2:29.269	40.958	1:10.235	38.076	253.5	41:42.868	13	1	3:30.520 <b>B</b>	42.305	1:57.277	50.938	249.4	44:03.498		
	14	<b>2:28.317</b>	<b>40.702</b>	1:09.904	<b>37.711</b>	247.7	44:11.185	14	1	6:58.184	5:10.433	1:09.448	38.303	228.8	51:01.682		
	15	2:49.276 <b>B</b>	42.716	1:12.568	53.992	225.0	47:00.461	15	1	2:26.953	41.506	1:07.585	37.862	256.5	53:28.635		
	16	9:01.302	6:55.276	1:20.188	45.838	181.8	56:01.763	16	1	2:25.516	<b>41.116</b>	1:06.733	37.667	257.1	55:54.151		
	17	2:48.790	46.745	1:18.511	43.534	189.8	58:50.553	17	1	<b>2:24.221</b>	41.196	<b>1:05.662</b>	<b>37.363</b>	255.9	58:18.372		
	18	2:56.074 <b>B</b>	42.932	1:16.608	56.534	208.1	1:01:46.627	18	1	2:47.517 <b>B</b>	46.247	1:08.044	53.226	223.1	1:01:05.889		
<b>117</b>	<b>Team Raceart</b> 1. Roger GROUWELS 2. Robert DE GRAAFF							Dodge Viper GT3-R SGT									
	1	3:28.220	1:19.404	1:22.512	46.304	141.9	3:28.220										



**SUPERCAR CHALLENGE  
SPA RACING FESTIVAL  
FREE PRACTICE 1**

**Sector Analysis**


								<span style="color: green;">■</span> Personal Best <span style="color: purple;">■</span> Session Best <span style="color: blue;">■</span> Crossing the finish line in pit lane							
Lap	D	Time	Sector 1	Sector 2	Sector 3	T. Spd	Elapsed	Lap	D	Time	Sector 1	Sector 2	Sector 3	T. Spd	Elapsed
<b>138</b> Balfe Motorsport 1. Shaun BALFE Ferrari 458 GT3 SGT															
1	1	3:52.016	1:39.816	1:26.796	45.404	131.9	3:52.016	5	1	2:42.927 B	43.498	1:09.112	50.317	244.3	18:26.654
2	1	2:42.262	44.359	1:13.265	44.638	223.6	6:34.278	6	1	4:37.133	2:47.680	1:10.656	38.797	222.2	23:03.787
3	1	2:31.137	42.087	1:11.211	37.839	236.8	9:05.415	7	1	2:31.832	44.842	1:09.002	37.988	238.4	25:35.619
4	1	2:26.830	41.617	1:07.834	37.379	256.5	11:32.245	8	1	2:30.450	43.643	1:08.276	38.531	244.3	28:06.069
5	1	2:26.747	41.436	1:07.665	37.646	260.9	13:58.992	9	1	2:30.032	43.144	1:08.731	38.157	245.5	30:36.101
6	1	2:52.890 B	43.838	1:13.394	55.658	217.3	16:51.882	10	1	3:01.332 B	48.314	1:19.050	53.968	206.5	33:37.433
7	1	13:57.786	...	1:19.330	39.840	166.7	30:49.668	11	1	7:10.108	5:21.394	1:09.869	38.845	212.2	40:47.541
8	1	2:28.188	42.358	1:08.334	37.496	249.4	33:17.856	12	1	2:29.982	42.645	1:09.712	37.625	225.5	43:17.523
9	1	2:26.551	41.444	1:06.974	38.133	262.1	35:44.407	13	1	2:30.042	42.601	1:09.299	38.142	250.6	45:47.565
10	1	2:51.258 B	41.229	1:15.086	54.943	213.0	38:35.665	14	1	2:42.773 B	43.353	1:09.330	50.090	249.4	48:30.338
11	1	7:51.897	6:03.199	1:11.110	37.588	198.5	46:27.562								
12	1	2:24.334	40.992	1:06.343	36.999	262.1	48:51.896								
13	1	2:41.793 B	40.941	1:05.784	55.068	262.8	51:33.689								
14	1	7:12.807	5:19.698	1:10.837	42.272	216.9	58:46.496								
15	1	2:24.288	40.733	1:06.499	37.056	263.4	1:01:10.784								
<b>190</b> Team Holbæk Pedersen 1. Dennis PEDERSEN Aquila CR1 SGT															
1	1	3:36.364	1:22.283	1:26.632	47.449	147.1	3:36.364								
2	1	3:16.626 B	51.516	1:20.541	1:04.569	180.6	6:52.990								
3	1	9:21.534	7:22.506	1:16.619	42.409	205.7	16:14.524								
4	1	2:40.664	43.893	1:15.104	41.667	203.8	18:55.188								
5	1	3:00.371 B	44.130	1:15.022	1:01.219	213.4	21:55.559								
<b>193</b> Nova Race GT3 1. Philippe STEVENY 2. Stephane BAILLY Nissan GT-R GT3 SGT															
1	1	3:49.363 B	1:39.354	1:18.270	51.739	152.8	3:49.363								
2	1	5:42.124	3:50.951	1:12.246	38.927	211.8	9:31.487								
3	1	2:35.147	43.041	1:13.122	38.984	212.2	12:06.634								
4	1	2:32.063	43.421	1:10.033	38.609	236.3	14:38.697								
5	1	2:29.073	41.745	1:09.426	37.902	248.3	17:07.770								
6	1	2:29.129	41.935	1:09.271	37.923	245.5	19:36.899								
7	1	2:28.963	41.798	1:09.449	37.716	240.0	22:05.862								
8	1	2:44.782 B	42.463	1:14.024	48.295	213.9	24:50.644								
9	1	6:52.344	5:01.038	1:12.043	39.263	249.4	31:42.988								
10	1	2:30.961	42.220	1:11.064	37.677	225.5	34:13.949								
11	1	2:29.312	41.998	1:09.914	37.400	254.1	36:43.261								
12	1	2:27.051	41.521	1:08.251	37.279	251.2	39:10.312								
13	1	2:28.222	41.345	1:09.562	37.315	251.2	41:38.534								
14	1	2:39.808 B	42.082	1:12.267	45.459	240.5	44:18.342								
15	1	5:48.581	3:58.699	1:12.284	37.598	231.8	50:06.923								
16	1	2:25.892	41.287	1:07.233	37.372	259.6	52:32.815								
17	1	2:25.326	41.221	1:06.999	37.106	260.9	54:58.141								
18	1	2:27.617	40.891	1:07.074	39.652	259.6	57:25.758								
19	1	2:25.850	41.616	1:07.277	36.957	261.5	59:51.608								
20	1	2:37.982 B	41.011	1:09.538	47.433	250.6	1:02:29.590								
<b>215</b> Radical Benelux 1. Henk THUIS Radical RXC 2.7 V8 GT															
1	1	3:03.168	1:00.511	1:22.072	40.585	181.2	3:03.168								
2	1	2:32.162	44.089	1:09.991	38.082	237.9	5:35.330								
3	1	2:40.751 B	42.811	1:08.510	49.430	232.3	8:16.081								
4	1	7:27.646	5:39.045	1:10.062	38.539	242.7	15:43.727								
<b>258</b> Curbstone FMA Racing 1. Patrick VAN GLABEKE 2. Frédérique JONCKHEERE Ferrari 458 GT3 GT															
1	1	2:59.803	45.001	1:27.637	47.165	138.1	2:59.803								
2	1	2:37.656	43.927	1:14.785	38.944	192.5	5:37.459								
3	1	2:31.284	42.436	1:10.446	38.402	257.8	8:08.743								
4	1	2:36.000	43.279	1:13.495	39.226	257.8	10:44.743								
5	1	2:42.610 B	42.783	1:11.183	48.644	254.7	13:27.353								
6	1	3:56.113	2:05.057	1:11.276	39.780	252.3	17:23.466								
7	1	2:33.888	44.100	1:11.469	38.319	252.3	19:57.354								
8	1	2:31.060	42.799	1:09.906	38.355	257.1	22:28.414								
9	1	2:30.831	42.226	1:10.335	38.270	256.5	24:59.245								
10	1	2:29.668	42.408	1:09.366	37.894	250.0	27:28.913								
11	1	2:29.093	42.017	1:09.426	37.650	259.6	29:58.006								
12	1	2:34.689	46.105	1:10.210	38.374	250.0	32:32.695								
13	1	2:32.626	42.300	1:12.070	38.256	243.8	35:05.321								
14	1	2:30.645	42.232	1:10.231	38.182	213.0	37:35.966								
15	1	2:40.598 B	42.572	1:10.033	47.993	255.9	40:16.564								
16	1	4:13.598	2:23.629	1:11.306	38.663	193.9	44:30.162								
17	1	2:29.260	41.377	1:08.337	39.546	251.7	46:59.422								
18	1	2:29.374	41.388	1:07.827	40.159	259.6	49:28.796								
19	1	2:26.753	41.307	1:08.063	37.383	251.2	51:55.549								
20	1	2:26.973	40.903	1:08.077	37.993	248.8	54:22.522								
21	1	2:26.680	41.806	1:07.777	37.097	259.0	56:49.202								
22	1	2:24.974	41.014	1:06.854	37.106	262.1	59:14.176								
23	1	2:25.467	41.007	1:07.012	37.448	262.1	1:01:39.643								
<b>303</b> Van Berlo Racing 1. Marcel VAN BERLO Porsche 997 Cup GTB															
1	1	3:15.044	54.712	1:31.282	49.050	139.0	3:15.044								
2	1	2:50.279	48.130	1:19.976	42.173	175.6	6:05.323								
3	1	2:40.678	44.607	1:15.332	40.739	238.4	8:46.001								
4	1	2:45.612 B	43.779	1:13.176	48.657	193.9	11:31.613								
5	1	4:20.764	2:26.841	1:13.815	40.108	228.8	15:52.377								
6	1	2:37.033	43.957	1:12.767	40.309	233.3	18:29.410								
7	1	2:36.727	43.084	1:12.294	41.349	251.2	21:06.137								
8	1	2:36.400	43.676	1:12.507	40.217	242.7	23:42.537								
9	1	2:36.447	43.519	1:12.486	40.442	247.7	26:18.984								
10	1	2:36.933	43.618	1:13.518	39.797	234.3	28:55.917								
11	1	2:41.582	43.443	1:14.216	43.923	226.9	31:37.499								
12	1	2:41.605	46.840	1:14.853	39.912	215.1	34:19.104								
13	1	2:40.205	44.040	1:13.460	42.705	233.8	36:59.309								
14	1	2:47.165 B	44.481	1:12.784	49.900	228.8	39:46.474								
15	1	4:09.514	2:13.278	1:14.542	41.694	234.3	43:55.988								
16	1	2:38.336	43.670	1:14.721	39.945	218.6	46:34.324								
17	1	2:36.711	44.256	1:12.821	39.634	241.1	49:11.035								
18	1	2:35.831	43.442	1:12.567	39.822	254.1	51:46.866								



**SUPERCAR CHALLENGE  
SPA RACING FESTIVAL  
FREE PRACTICE 1**

**Sector Analysis**

Personal Best							Session Best							B Crossing the finish line in pit lane									
Lap	D	Time	Sector 1	Sector 2	Sector 3	T. Spd	Elapsed	Lap	D	Time	Sector 1	Sector 2	Sector 3	T. Spd	Elapsed	Lap	D	Time	Sector 1	Sector 2	Sector 3	T. Spd	Elapsed
<b>306</b> Day-V-Tec Corvette GT4 GTB 1. Max KOEBOLT																							
19	1	2:35.537	43.364	1:12.408	39.765	254.1	54:22.403	8	1	2:38.928	45.479	1:12.749	40.700	236.8	53:31.268								
20	1	2:36.138	43.939	1:12.365	39.834	255.9	56:58.541	9	1	2:45.127 B	43.553	1:13.292	48.282	232.3	56:16.395								
21	1	2:36.295	43.683	1:13.059	39.553	253.5	59:34.836	10	1	4:11.392	2:15.164	1:13.820	42.408	225.9	1:00:27.787								
22	1	2:41.241	43.283	1:13.484	44.474	248.8	1:02:16.077																
<b>309</b> Topper Team Porsche 997 GT3 GTB 1. Dirk SCHULZ																							
1	1	3:53.349	1:41.644	1:25.377	46.328	159.1	3:53.349	1	1	4:15.199	2:06.849	1:23.804	44.546	152.1	4:15.199								
2	1	2:45.424	45.896	1:17.192	42.336	210.5	6:38.773	2	1	2:52.846 B	48.721	1:13.669	50.456	203.8	7:08.045								
3	1	2:50.117	49.079	1:17.403	43.635	184.0	9:28.890	3	1	9:50.688	7:57.659	1:12.354	40.675	225.0	16:58.733								
4	1	2:38.896	44.473	1:13.940	40.483	191.8	12:07.786	4	1	2:34.910	43.805	1:11.561	39.544	243.8	19:33.643								
5	1	2:47.787 B	45.334	1:14.161	48.292	216.0	14:55.573	5	1	2:33.619	43.297	1:10.586	39.736	246.0	22:07.262								
6	1	4:22.886	2:30.363	1:12.592	39.931	231.8	19:18.459	6	1	2:32.158	42.945	1:10.215	38.998	246.6	24:39.420								
7	1	2:35.768	44.148	1:11.696	39.924	237.9	21:54.227	7	1	2:31.933	42.945	1:09.576	39.412	247.1	27:11.353								
8	1	2:45.287 B	44.852	1:12.216	48.219	247.1	24:39.514	8	1	2:48.405 B	43.913	1:11.425	53.067	246.6	29:59.758								
9	1	6:01.691	4:10.605	1:11.486	39.600	227.8	30:41.205	9	1	7:01.812	5:07.381	1:14.105	40.326	228.8	37:01.570								
10	1	2:35.498	44.400	1:11.667	39.431	221.3	33:16.703	10	1	2:36.048	44.135	1:11.160	40.753	246.0	39:37.618								
11	1	2:34.473	43.700	1:11.450	39.323	239.5	35:51.176	11	1	2:34.541	44.120	1:11.270	39.151	246.6	42:12.159								
12	1	2:35.821	43.966	1:11.295	40.560	242.7	38:26.997	12	1	2:33.966	43.500	1:10.951	39.515	246.0	44:46.125								
13	1	2:33.574	43.303	1:10.956	39.315	250.6	41:00.571	13	1	2:33.097	43.353	1:10.134	39.610	246.6	47:19.222								
14	1	2:38.713	43.636	1:15.311	39.766	241.1	43:39.284	14	1	2:31.799	42.806	1:10.129	38.864	249.4	49:51.021								
15	1	2:44.381 B	43.503	1:11.663	49.215	246.6	46:23.665	15	1	2:32.342	43.222	1:09.822	39.298	247.1	52:23.363								
16	1	9:52.685	7:59.901	1:12.553	40.231	235.8	56:16.350	16	1	2:44.479 B	42.683	1:10.789	51.007	250.6	55:07.842								
17	1	2:49.463 B	43.462	1:12.314	53.687	249.4	59:05.813																
<b>330</b> AKF Motorsport Renault Megane Trophy GTB 1. Oliver FREYMUTH																							
1	1	4:17.827	2:09.089	1:25.545	43.193	141.9	4:17.827	1	1	4:17.827	2:09.089	1:25.545	43.193	141.9	4:17.827								
2	1	2:41.212	46.641	1:14.112	40.459	206.9	6:59.039	2	1	2:41.212	46.641	1:14.112	40.459	206.9	6:59.039								
3	1	2:40.071	44.357	1:15.767	39.947	221.8	9:39.110	3	1	2:40.071	44.357	1:15.767	39.947	221.8	9:39.110								
4	1	2:37.826	44.191	1:11.876	41.759	233.3	12:16.936	4	1	2:37.826	44.191	1:11.876	41.759	233.3	12:16.936								
5	1	2:35.227	44.319	1:11.192	39.716	225.9	14:52.163	5	1	2:35.227	44.319	1:11.192	39.716	225.9	14:52.163								
6	1	2:45.904 B	44.477	1:12.099	49.328	222.7	17:38.067	6	1	2:45.904 B	44.477	1:12.099	49.328	222.7	17:38.067								
7	1	6:51.561	4:52.040	1:17.533	41.988	218.2	24:29.628	7	1	6:51.561	4:52.040	1:17.533	41.988	218.2	24:29.628								
8	1	2:35.002	44.614	1:10.776	39.612	230.8	27:04.630	8	1	2:35.002	44.614	1:10.776	39.612	230.8	27:04.630								
9	1	2:37.253	43.834	1:12.523	40.896	219.1	29:41.883	9	1	2:37.253	43.834	1:12.523	40.896	219.1	29:41.883								
10	1	2:40.237 B	44.183	1:10.215	45.839	232.3	32:22.120	10	1	2:40.237 B	44.183	1:10.215	45.839	232.3	32:22.120								
11	1	6:23.207	4:32.352	1:10.383	40.472	231.3	38:45.327	11	1	6:23.207	4:32.352	1:10.383	40.472	231.3	38:45.327								
12	1	2:33.971	44.282	1:10.225	39.464	233.3	41:19.298	12	1	2:33.971	44.282	1:10.225	39.464	233.3	41:19.298								
13	1	2:34.585	43.908	1:10.423	40.254	234.8	43:53.883	13	1	2:34.585	43.908	1:10.423	40.254	234.8	43:53.883								
14	1	2:33.445	44.170	1:10.106	39.169	234.3	46:27.328	14	1	2:33.445	44.170	1:10.106	39.169	234.3	46:27.328								
15	1	2:44.248 B	44.487	1:09.983	49.778	234.8	49:11.576	15	1	2:44.248 B	44.487	1:09.983	49.778	234.8	49:11.576								
16	1	5:24.585	3:33.821	1:10.294	40.470	233.3	54:36.161	16	1	5:24.585	3:33.821	1:10.294	40.470	233.3	54:36.161								
17	1	2:33.457	44.036	1:10.310	39.111	232.8	57:09.618	17	1	2:33.457	44.036	1:10.310	39.111	232.8	57:09.618								
18	1	2:41.159 B	44.457	1:09.829	46.873	234.8	59:50.777	18	1	2:41.159 B	44.457	1:09.829	46.873	234.8	59:50.777								
<b>333</b> Backdraft Motorsport Lamborghini Gallardo GTB 1. Fiona JAMES																							
1	1	8:05.987 B	5:29.027	1:34.328	1:02.632	154.3	8:05.987	1	1	8:05.987 B	5:29.027	1:34.328	1:02.632	154.3	8:05.987								
2	1	5:00.865	2:59.299	1:18.344	43.222	171.2	13:06.852	2	1	5:00.865	2:59.299	1:18.344	43.222	171.2	13:06.852								
3	1	2:49.790 B	44.974	1:15.154	49.662	219.5	15:56.642	3	1	2:49.790 B	44.974	1:15.154	49.662	219.5	15:56.642								
4	1	14:04.693 B	...	1:19.277	55.088	172.5	30:01.335	4	1	14:04.693 B	...	1:19.277	55.088	172.5	30:01.335								
5	1	5:34.725	3:39.186	1:15.010	40.529	198.2	35:36.060	5	1	5:34.725	3:39.186	1:15.010	40.529	198.2	35:36.060								
6	1	2:39.786	47.121	1:12.782	39.883	229.3	38:15.846	6	1	2:39.786	47.121	1:12.782	39.883	229.3	38:15.846								
7	1	2:44.518 B	44.163	1:12.028	48.327	236.3	41:00.364	7	1	2:44.518 B	44.163	1:12.028	48.327	236.3	41:00.364								
<b>343</b> Lammertink Racing Porsche 997 GT3 Cup GTB 1. Daan MEIJER																							
1	1	2:38.038	43.473	1:12.813	41.752	226.4	50:52.340																



**SUPERCAR CHALLENGE  
SPA RACING FESTIVAL  
FREE PRACTICE 1**

**Sector Analysis**

Lap	D	Time	Sector 1	Sector 2	Sector 3	T. Spd	Elapsed	Lap	D	Time	Sector 1	Sector 2	Sector 3	T. Spd	Elapsed
1	1	4:10.326 <b>B</b>	1:40.859	1:31.750	57.717	147.5	4:10.326	8	1	2:46.742	46.321	1:18.003	42.418	213.9	41:23.616
2	1	4:33.693	2:35.332	1:17.560	40.801	205.7	8:44.019	9	1	2:44.385	44.777	1:17.289	42.319	211.8	44:08.001
3	1	2:34.081	42.917	1:11.651	39.513	244.3	11:18.100	10	1	2:59.672 <b>B</b>	46.379	1:17.120	56.173	216.0	47:07.673
4	1	2:33.677	42.450	1:12.051	39.176	248.3	13:51.777	11	1	5:30.795	3:31.189	1:17.732	41.874	225.0	52:38.468
5	1	2:46.126 <b>B</b>	42.580	1:11.651	51.895	246.0	16:37.903	12	1	2:42.816	44.582	1:16.075	42.159	223.1	55:21.284
6	1	5:16.589	3:25.132	1:11.736	39.721	222.2	21:54.492	13	1	3:00.273 <b>B</b>	44.500	1:18.517	57.256	241.1	58:21.557
7	1	2:45.947 <b>B</b>	43.374	1:15.070	47.503	251.2	24:40.439								
8	1	4:22.353	2:29.834	1:12.276	40.243	228.3	29:02.792								

Personal Best Session Best B Crossing the finish line in pit lane

**347 FMA Racing** Ferrari Challenge Evoluzione  
1.Thierry VERSTRAETE GTB  
2.Nicolas VAN DIERENDONCK

1	1	4:12.802	2:02.107	1:25.703	44.992	148.1	4:12.802
2	1	2:43.377	44.576	1:17.435	41.366	242.7	6:56.179
3	1	2:46.418	44.738	1:20.001	41.679	195.7	9:42.597
4	1	2:42.533	43.683	1:16.900	41.950	206.9	12:25.130
5	1	3:05.195 <b>B</b>	44.013	1:26.967	54.215	214.7	15:30.325
6	1	8:04.331	6:04.902	1:18.179	41.250	233.8	23:34.656
7	1	2:42.497	42.905	1:16.925	42.667	246.6	26:17.153
8	1	2:42.570	43.897	1:18.034	40.639	247.1	28:59.723
9	1	2:45.619	43.857	1:19.844	41.918	261.5	31:45.342
10	1	2:54.282 <b>B</b>	44.419	1:18.884	50.979	233.8	34:39.624
11	1	5:46.038	3:45.929	1:17.938	42.171	201.5	40:25.662
12	1	2:42.373	43.848	1:17.255	41.270	252.3	43:08.035
13	1	2:44.011	43.960	1:18.305	41.746	225.9	45:52.046
14	1	2:43.277	44.091	1:17.985	41.201	225.5	48:35.323
15	1	2:55.770 <b>B</b>	44.403	1:17.140	54.227	229.3	51:31.093

**349 EMG Motorsport** Porsche 997 Cup  
1.Alain FRANSSSEN GTB

1	1	3:33.243	1:20.595	1:26.267	46.381	139.4	3:33.243
2	1	2:52.613	48.378	1:19.725	44.510	202.6	6:25.856
3	1	2:48.177	47.037	1:18.882	42.258	215.6	9:14.033
4	1	2:44.423	46.337	1:16.824	41.262	208.5	11:58.456
5	1	2:42.733	45.797	1:15.440	41.496	210.1	14:41.189
6	1	2:41.384	45.517	1:14.567	41.300	221.3	17:22.573
7	1	2:41.171	45.344	1:15.010	40.817	208.5	20:03.744
8	1	2:52.955 <b>B</b>	46.250	1:16.277	50.428	210.5	22:56.699
9	1	16:40.899	...	1:16.417	42.492	201.9	39:37.598
10	1	2:42.687	46.461	1:15.009	41.217	217.3	42:20.285
11	1	2:41.994	45.954	1:14.579	41.461	227.8	45:02.279
12	1	2:39.508	45.003	1:14.229	40.276	223.1	47:41.787
13	1	2:40.818	45.705	1:13.782	41.331	206.9	50:22.605
14	1	2:38.295	45.286	1:12.856	40.153	229.3	53:00.900
15	1	2:36.688	44.464	1:12.122	40.102	237.4	55:37.588
16	1	2:37.887	44.791	1:12.660	40.436	233.3	58:15.475
17	1	2:39.739	44.836	1:14.383	40.520	232.3	1:00:55.214

**351 Intersport racing** Lamborghini Gallardo  
1.Dan STRINGFELLOW GTB

1	1	3:25.449	1:07.378	1:29.125	48.946	161.9	3:25.449
2	1	2:55.692	48.238	1:22.115	45.339	171.4	6:21.141
3	1	2:51.599	46.741	1:21.145	43.713	204.9	9:12.740
4	1	3:15.861 <b>B</b>	45.995	1:26.612	1:03.254	223.6	12:28.601
5	1	6:03.681 <b>B</b>	3:38.591	1:18.617	1:06.473	221.3	18:32.282
6	1	17:17.690	...	1:19.551	44.224	184.0	35:49.972
7	1	2:46.902	44.936	1:19.092	42.874	227.8	38:36.874

**406 European Staffing Racing** BMW M3 E90 WTCC  
1.Koen BOGAERTS SSP  
2.Mark VAN DER AA


1	1	3:17.049	1:04.386	1:23.549	49.114	174.8	3:17.049
2	1	2:46.355	47.436	1:17.355	41.564	196.4	6:03.404
3	1	2:39.909	45.470	1:12.776	41.663	233.3	8:43.313
4	1	2:38.269	45.681	1:11.772	40.816	235.3	11:21.582
5	1	2:47.904 <b>B</b>	45.100	1:11.635	51.169	235.8	14:09.486
6	1	23:41.316	...	1:13.688	41.374	208.9	37:50.802
7	1	2:38.449	46.091	1:11.240	41.118	231.3	40:29.251
8	1	2:51.437 <b>B</b>	45.748	1:14.079	51.610	230.3	43:20.688
9	1	5:01.927	3:08.752	1:12.974	40.201	229.3	48:22.615
10	1	2:36.200	44.933	1:11.308	39.959	235.3	50:58.815
11	1	2:36.827	44.881	1:11.983	39.963	236.8	53:35.642
12	1	2:36.952	44.944	1:11.767	40.241	235.3	56:12.594
13	1	2:35.539	44.762	1:10.802	39.975	237.4	58:48.133
14	1	2:35.556	44.465	1:11.132	39.959	236.3	1:01:23.689

**411 Van Herck Racing** Mazda 3  
1.Werner VAN HERCK SSP

1	1	3:17.447	59.335	1:31.928	46.184	161.4	3:17.447
2	1	2:58.567 <b>B</b>	47.888	1:18.823	51.856	193.2	6:16.014
3	1	5:49.345	3:49.799	1:17.428	42.118	203.0	12:05.359
4	1	2:46.289	47.175	1:17.277	41.837	209.3	14:51.648
5	1	2:49.428 <b>B</b>	46.085	1:13.393	49.950	233.8	17:41.076
6	1	8:12.046	6:08.647	1:20.709	42.690	188.5	25:53.122
7	1	2:41.398	45.940	1:14.046	41.412	232.8	28:34.520
8	1	2:51.824 <b>B</b>	46.241	1:15.510	50.073	234.8	31:26.344
9	1	5:42.541	3:48.336	1:13.703	40.502	230.8	37:08.885
10	1	2:37.700	45.046	1:12.323	40.331	233.8	39:46.585
11	1	2:46.557 <b>B</b>	44.312	1:12.416	49.829	236.3	42:33.142
12	1	5:39.888	3:46.178	1:13.061	40.649	228.8	48:13.030
13	1	2:39.601	44.662	1:13.685	41.254	233.8	50:52.631
14	1	2:50.237 <b>B</b>	46.218	1:13.482	50.537	233.3	53:42.868

**412 Munckhof Racing/ vd Plas Racing** BMW Z4  
1.Eric VAN DEN MUNCKHOF SSP

1	1	3:16.578	56.482	1:30.023	50.073	147.9	3:16.578
2	1	2:58.790	54.088	1:18.995	45.707	186.9	6:15.368
3	1	2:57.966 <b>B</b>	47.083	1:15.829	55.054	223.6	9:13.334
4	1	9:39.590	7:44.140	1:14.282	41.168	227.4	18:52.924
5	1	2:39.545	45.489	1:12.475	41.581	235.3	21:32.469
6	1	2:38.958	46.344	1:12.075	40.539	233.8	24:11.427
7	1	2:45.193	45.040	1:18.309	41.844	237.4	26:56.620
8	1	2:59.308 <b>B</b>	48.555	1:15.488	55.265	227.4	29:55.928
9	1	5:28.123	3:31.192	1:12.715	44.216	230.8	35:24.051
10	1	2:37.732	46.011	1:11.660	40.061	234.3	38:01.783
11	1	2:37.902	45.075	1:11.930	40.897	239.5	40:39.685
12	1	2:36.756	44.521	1:12.244	39.991	239.5	43:16.441
13	1	2:55.573 <b>B</b>	45.125	1:14.572	55.876	236.3	46:12.014




**SUPERCAR CHALLENGE  
SPA RACING FESTIVAL  
FREE PRACTICE 1**

**Sector Analysis**

■ Personal Best ■ Session Best B Crossing the finish line in pit lane

Lap	D	Time	Sector 1	Sector 2	Sector 3	T. Spd	Elapsed	Lap	D	Time	Sector 1	Sector 2	Sector 3	T. Spd	Elapsed
<b>416</b>	<b>JR Motorsport</b> 1. Leon ZAPPEIJ 2. Michael VERHAGEN BMW 132 GTR SSP							4	1	20:42.177	...	1:14.846	42.742	201.9	29:42.704
	5	1	3:10.195 B	45.408	1:23.089	1:01.698	230.3	32:52.899							
	1	1	3:01.213	59.169	1:18.378	43.666	173.4	3:01.213							
	2	1	2:48.865 B	46.119	1:13.415	49.331	189.5	5:50.078							
	3	1	9:29.230	7:34.508	1:13.041	41.681	222.7	15:19.308							
	4	1	2:39.399	45.926	1:12.881	40.592	225.9	17:58.707							
	5	1	2:37.375	45.453	1:11.346	40.576	228.3	20:36.082							
	6	1	2:56.426 B	45.883	1:20.307	50.236	229.8	23:32.508							
	7	1	12:20.103 B	...	1:14.436	50.253	219.5	35:52.611							
	8	1	6:47.552	4:51.573	1:14.415	41.564	208.1	42:40.163							
	9	1	2:49.109 B	46.089	1:11.920	51.100	225.5	45:29.272							
10	1	15:24.530	6:10.672	1:18.529	7:55.329	208.9	1:00:53.802								
<b>417</b>	<b>NMT Racing</b> 1. Tristan BOORSMA 2. Yorick BOORSMA BMW M3 GT4 SSP							4	1	2:45.324	47.523	1:15.306	42.495	219.5	6:39.295
	5	1	2:42.920	47.376	1:12.886	42.658	226.4	9:22.215							
	1	1	4:16.187	2:06.005	1:26.879	43.303	154.1	4:16.187							
	2	1	2:41.104	46.180	1:13.632	41.292	228.3	6:57.291							
	3	1	2:48.090 B	45.142	1:15.164	47.784	225.5	9:45.381							
	4	1	5:05.219	3:10.054	1:13.933	41.232	229.8	14:50.600							
	5	1	2:38.540	45.003	1:12.855	40.682	231.3	17:29.140							
	6	1	2:38.997	45.073	1:13.374	40.550	238.4	20:08.137							
	7	1	2:52.625 B	45.074	1:14.382	53.169	232.3	23:00.762							
	8	1	9:26.170	7:19.027	1:22.912	44.231	131.2	32:26.932							
	9	1	2:35.843	45.075	1:10.818	39.950	234.3	35:02.775							
10	1	2:34.146	44.284	1:10.292	39.570	240.5	37:36.921								
11	1	3:00.687 B	48.933	1:18.141	53.613	189.5	40:37.608								
12	1	4:29.375	2:37.573	1:11.834	39.968	232.3	45:06.983								
13	1	2:35.314	44.223	1:11.179	39.912	242.2	47:42.297								
14	1	2:35.590	44.873	1:11.133	39.584	237.4	50:17.887								
15	1	2:35.864	44.532	1:11.477	39.855	241.6	52:53.751								
16	1	2:57.177 B	47.583	1:17.177	52.417	211.4	55:50.928								
<b>420</b>	<b>Andy Dam Racing Powered by Penta Racing</b> 1. Andy DAM BMW M3 GTR SSP							4	1	2:41.427	46.508	1:13.263	41.656	226.4	28:47.541
	5	1	2:41.955	46.652	1:13.839	41.664	226.4	31:29.496							
	1	1	3:45.610 B	1:16.728	1:29.064	59.818	132.2	3:45.610							
	2	1	5:58.917	3:55.357	1:20.418	43.142	184.6	9:44.527							
	3	1	2:45.711	46.534	1:16.894	42.283	214.3	12:30.238							
	4	1	2:45.899	45.940	1:16.876	43.083	197.4	15:16.137							
	5	1	2:47.130	46.823	1:18.025	42.282	198.2	18:03.267							
	6	1	2:54.036 B	45.832	1:15.967	52.237	212.6	20:57.303							
	1	1	6:43.523	4:37.734	1:21.578	44.211	172.8	6:43.523							
	2	1	2:46.669	48.056	1:15.452	43.161	207.7	9:30.192							
	3	1	2:59.163 B	47.358	1:15.088	56.717	211.4	12:29.355							
4	1	6:16.240	4:19.259	1:14.388	42.593	203.8	18:45.595								
5	1	2:46.178	47.649	1:15.335	43.194	198.5	21:31.773								
6	1	2:53.929 B	47.711	1:14.834	51.384	204.5	24:25.702								
<b>422</b>	<b>Speedtec Motorsport</b> 1. Peter VAN VLIET 2. Nico VAN VLIET Speedtec Zilhouette SSP							4	1	2:41.225	46.981	1:12.894	41.350	225.9	34:10.721
	5	1	2:40.119	45.747	1:13.196	41.176	230.3	1:00:38.185							
	1	1	2:43.129	45.494	1:14.471	43.164	232.8	49:28.799							
	2	1	2:41.772	45.979	1:14.179	41.614	232.3	52:10.571							
	3	1	2:43.395	46.417	1:15.211	41.767	221.8	54:53.966							
	4	1	2:44.216	45.940	1:16.283	41.993	228.8	57:38.182							
	5	1	2:42.042	45.663	1:15.001	41.378	233.3	1:00:20.224							
	1	1	2:52.081 B	46.551	1:15.351	50.179	229.3	40:46.095							
	2	1	2:50.192	45.304	1:21.266	43.622	225.5	26:59.395							
	3	1	2:45.932	46.700	1:17.069	42.163	222.7	29:45.327							
	4	1	2:43.274	45.812	1:15.258	42.204	233.8	32:28.601							
5	1	2:43.675	45.456	1:16.197	42.022	230.8	35:12.276								
6	1	2:41.738	45.433	1:14.644	41.661	232.3	37:54.014								
7	1	2:43.129	45.494	1:14.471	43.164	232.8	49:28.799								
8	1	2:41.772	45.979	1:14.179	41.614	232.3	52:10.571								
9	1	2:43.395	46.417	1:15.211	41.767	221.8	54:53.966								
10	1	2:44.216	45.940	1:16.283	41.993	228.8	57:38.182								
11	1	2:42.042	45.663	1:15.001	41.378	233.3	1:00:20.224								
<b>444</b>	<b>Blueberry Racing</b> 1. Ronald VAN LOON BMW E46 M3 SSP							1	1	4:17.383	2:03.595	1:28.033	45.755	158.8	4:17.383
	2	1	2:53.503	51.317	1:19.077	43.109	187.8	7:10.886							
	3	1	2:48.863	50.068	1:15.814	42.981	200.0	9:59.749							
	4	1	2:42.938	46.683	1:13.683	42.572	217.7	12:42.687							
	5	1	2:44.130	46.350	1:14.067	43.713	223.1	15:26.817							
	6	1	2:42.131	46.341	1:13.749	42.041	221.3	18:08.948							
	1	1	2:42.870	2:19.046	1:25.022	44.802	174.2	4:28.870							
	2	1	2:45.581	47.598	1:15.950	42.033	225.9	7:14.451							
	3	1	2:44.618	46.568	1:15.452	42.598	224.1	9:59.069							
	4	1	2:42.895	46.138	1:14.434	42.323	230.3	12:41.964							
	5	1	2:55.697 B	45.708	1:15.231	54.758	234.3	15:37.661							
6	1	5:49.551	3:51.951	1:14.998	42.602	220.0	21:27.212								
7	1	2:41.991	45.598	1:14.586	41.807	230.8	24:09.203								
8	1	2:50.192	45.304	1:21.266	43.622	225.5	26:59.395								
9	1	2:45.932	46.700	1:17.069	42.163	222.7	29:45.327								
10	1	2:43.274	45.812	1:15.258	42.204	233.8	32:28.601								
11	1	2:43.675	45.456	1:16.197	42.022	230.8	35:12.276								
12	1	2:41.738	45.433	1:14.644	41.661	232.3	37:54.014								
13	1	2:52.081 B	46.551	1:15.351	50.179	229.3	40:46.095								
14	1	5:59.575	4:02.309	1:15.498	41.768	226.9	46:45.670								
15	1	2:43.129	45.494	1:14.471	43.164	232.8	49:28.799								
16	1	2:41.772	45.979	1:14.179	41.614	232.3	52:10.571								
17	1	2:43.395	46.417	1:15.211	41.767	221.8	54:53.966								
18	1	2:44.216	45.940	1:16.283	41.993	228.8	57:38.182								
19	1	2:42.042	45.663	1:15.001	41.378	233.3	1:00:20.224								
<b>470</b>	<b>Van der Kooi Lotus Racing</b> 1. Huub DELNOU Lotus Exige 250 CUP SSP							1	1	3:18.808	1:15.237	1:19.835	43.736	163.4	3:18.808
	2	1	2:47.037	50.796	1:14.828	41.413	216.0	6:05.845							
	3	1	2:54.682 B	45.809	1:14.999	53.874	233.8	9:00.527							



**SUPERCAR CHALLENGE  
SPA RACING FESTIVAL  
FREE PRACTICE 1**

**Sector Analysis**

■ Personal Best ■ Session Best B Crossing the finish line in pit lane

Lap	D	Time	Sector 1	Sector 2	Sector 3	T. Spd	Elapsed	Lap	D	Time	Sector 1	Sector 2	Sector 3	T. Spd	Elapsed
7	1	2:40.282	46.399	1:12.455	41.428	220.4	20:49.230	1	1	3:14.349	51.346	1:32.771	50.232	143.2	3:14.349
8	1	2:46.894	47.977	1:16.825	42.092	220.0	23:36.124	2	1	3:11.284	57.469	1:25.555	48.260	141.9	6:25.633
9	1	2:51.309B	45.964	1:12.819	52.526	222.7	26:27.433	3	1	3:02.868	53.207	1:22.526	47.135	185.6	9:28.501
10	1	6:21.913	4:25.128	1:15.256	41.529	198.9	32:49.346	4	1	3:01.079	52.322	1:20.837	47.920	193.5	12:29.580
11	1	2:44.377	49.013	1:13.832	41.532	216.4	35:33.723	5	1	2:59.345	53.370	1:19.509	46.466	188.8	15:28.925
12	1	2:38.104	45.645	1:11.707	40.752	219.1	38:11.827	6	1	2:59.812	53.343	1:19.476	46.993	189.8	18:28.737
13	1	2:39.962	46.119	1:13.095	40.748	220.9	40:51.789	7	1	3:09.732B	53.311	1:19.442	56.979	190.1	21:38.469
14	1	2:48.303B	46.251	1:13.449	48.603	218.6	43:40.092	8	1	5:12.495	3:05.593	1:20.143	46.759	188.2	26:50.964
15	1	5:57.425	4:02.560	1:14.164	40.701	206.9	49:37.517	9	1	3:00.707	53.162	1:20.540	47.005	188.5	29:51.671
16	1	2:39.170	45.810	1:12.793	40.567	196.7	52:16.687	10	1	3:00.017	53.559	1:20.191	46.267	192.2	32:51.688
17	1	2:40.910	45.625	1:13.719	41.566	221.3	54:57.597	11	1	2:58.061	53.437	1:18.903	45.721	192.5	35:49.749
18	1	2:38.548	46.095	1:11.879	40.574	219.5	57:36.145	12	1	2:57.687	52.897	1:18.614	46.176	191.5	38:47.436
19	1	2:45.848B	45.690	1:11.305	48.853	220.4	1:00:21.993	13	1	2:56.975	52.424	1:18.745	45.806	190.1	41:44.411

**493** Intersport racing BMW E46 M3 GTR SSP  
1. Ryan LYNSEY  
2. Kevin CLARKE

1	1	3:29.414B	1:05.837	1:25.822	57.755	151.5	3:29.414
2	1	4:29.943	2:27.936	1:18.196	43.811	183.4	7:59.357
3	1	2:49.792	48.758	1:17.694	43.340	202.6	10:49.149
4	1	2:45.022	47.151	1:14.884	42.987	205.3	13:34.171
5	1	2:47.805	50.855	1:14.435	42.515	201.5	16:21.976
6	1	2:53.580B	46.512	1:14.629	52.439	204.2	19:15.556
7	1	10:40.573	8:39.994	1:16.864	43.715	188.8	29:56.129
8	1	2:51.489	49.925	1:17.703	43.861	189.1	32:47.618
9	1	2:47.329	48.090	1:15.353	43.886	215.1	35:34.947
10	1	2:48.983	48.193	1:16.392	44.398	208.1	38:23.930
11	1	2:45.529	47.009	1:15.560	42.960	216.9	41:09.459
12	1	2:48.084	46.483	1:19.056	42.545	223.6	43:57.543
13	1	2:45.586	46.938	1:15.355	43.293	217.7	46:43.129
14	1	2:46.641	46.246	1:15.235	45.160	217.7	49:29.770
15	1	2:56.096B	47.893	1:15.501	52.702	223.6	52:25.866

**501** Spirit Racing Renault Clio RS 2.0 16V SP2  
1. Rob NIEMAN

1	1	3:14.987	52.639	1:32.672	49.676	135.3	3:14.987
2	1	3:05.865	55.403	1:23.860	46.602	165.1	6:20.852
3	1	2:57.723	53.534	1:19.160	45.029	191.5	9:18.575
4	1	2:58.688	53.167	1:18.989	46.532	192.9	12:17.263
5	1	2:57.849	53.460	1:18.477	45.912	183.7	15:15.112
6	1	2:56.479	52.063	1:19.482	44.934	197.4	18:11.591
7	1	2:55.767	52.720	1:17.653	45.394	193.9	21:07.358
8	1	2:54.014	51.395	1:17.470	45.149	194.6	24:01.372
9	1	3:07.742B	51.978	1:22.079	53.685	191.8	27:09.114
10	1	4:28.426	2:17.461	1:24.135	46.830	191.5	31:37.540
11	1	2:58.475	53.921	1:18.525	46.029	193.9	34:36.015
12	1	2:55.515	51.781	1:17.705	46.029	191.8	37:31.530
13	1	3:04.396B	52.713	1:18.379	53.304	191.5	40:35.926
14	1	6:45.425	4:38.927	1:20.355	46.143	191.2	47:21.351
15	1	2:55.260	51.678	1:18.248	45.334	191.8	50:16.611
16	1	2:54.278	51.315	1:17.852	45.111	194.2	53:10.889
17	1	2:55.226	52.019	1:17.939	45.268	193.9	56:06.115
18	1	2:54.419	52.141	1:17.256	45.022	192.5	59:00.534
19	1	3:20.258B	56.077	1:24.170	1:00.011	169.3	1:02:20.792


**502** Spirit Racing Renault Clio RS 2.0 16V SP2  
1. Toon RUTGERS  
2. Frank BEDORF

**503** Febo Racing Team Renault Clio RS 2.0 16V SP2  
1. Dennis DE BORST  
2. Martin DE KLEIJN

1	1	3:56.627	1:52.616	1:18.926	45.085	192.9	3:56.627
2	1	2:49.378	50.381	1:15.163	43.834	197.8	6:46.005
3	1	2:48.773	50.009	1:14.888	43.876	200.4	9:34.778
4	1	2:49.490	49.864	1:15.769	43.857	200.4	12:24.268
5	1	2:58.616B	50.680	1:14.932	53.004	201.9	15:22.884
6	1	5:12.319	3:11.894	1:15.811	44.614	195.7	20:35.203
7	1	2:49.938	50.009	1:15.611	44.318	201.5	23:25.141
8	1	2:51.798	49.906	1:15.668	46.224	200.0	26:16.939
9	1	2:51.638	50.227	1:16.951	44.460	199.6	29:08.577
10	1	3:03.258B	50.724	1:16.465	56.069	198.5	32:11.835
11	1	7:19.152	5:16.061	1:18.864	44.227	178.5	39:30.987
12	1	2:52.001	51.057	1:16.604	44.340	187.8	42:22.988
13	1	2:49.740	50.412	1:15.672	43.656	197.8	45:12.728
14	1	2:49.735	50.320	1:15.271	44.144	198.2	48:02.463
15	1	2:49.738	50.282	1:15.051	44.405	198.5	50:52.201
16	1	3:11.405B	53.056	1:19.657	58.692	156.5	54:03.606

**533** Day-V-Tec BMW 130i SP2  
1. Mauits CARANSA  
2. Wesley CARANSA

1	1	4:30.922	2:22.136	1:22.596	46.190	188.5	4:30.922
2	1	2:52.673	50.300	1:17.534	44.839	200.7	7:23.595
3	1	2:53.193	50.270	1:17.083	45.840	201.5	10:16.788
4	1	2:57.974	50.152	1:22.965	44.857	200.0	13:14.762
5	1	2:52.491	50.053	1:16.799	45.639	203.0	16:07.253
6	1	3:06.592B	52.324	1:20.520	53.748	198.2	19:13.845
7	1	4:49.654	2:47.579	1:17.197	44.878	202.6	24:03.499
8	1	2:55.720	50.042	1:19.172	46.506	199.6	26:59.219
9	1	2:53.679	50.451	1:18.385	44.843	203.0	29:52.898
10	1	2:55.416	51.871	1:18.259	45.286	196.4	32:48.314
11	1	3:02.919B	50.607	1:18.801	53.511	202.2	35:51.233
12	1	4:58.565	2:50.984	1:21.721	45.860	198.2	40:49.798
13	1	2:53.064	50.482	1:17.813	44.769	203.8	43:42.862
14	1	3:10.490B	51.694	1:22.211	56.585	200.0	46:53.352




**SUPERCAR CHALLENGE  
SPA RACING FESTIVAL  
FREE PRACTICE 1**

**Sector Analysis**

Personal Best Session Best B Crossing the finish line in pit lane

Lap	D	Time	Sector 1	Sector 2	Sector 3	T. Spd	Elapsed	Lap	D	Time	Sector 1	Sector 2	Sector 3	T. Spd	Elapsed
<b>537</b> Pujolaracing Renault Clio 4 SP2 1. Stephan POLDERMAN 2. Rene STEENMETZ															
1	1	10:17.996	8:03.079	1:27.792	47.125	178.8	10:17.996	21	1	2:36.066	44.948	1:10.684	40.434	235.8	1:00:01.307
2	1	2:57.275	51.783	1:21.031	44.461	197.8	13:15.271	1	1	3:56.908	1:36.886	1:31.747	48.275	137.4	3:56.908
3	1	2:51.084	49.840	1:17.205	44.039	202.6	16:06.355	2	1	2:49.546	51.719	1:16.945	40.882	193.2	6:46.454
4	1	2:50.937	49.421	1:17.043	44.473	202.6	18:57.292	3	1	2:40.065	45.931	1:12.028	42.106	216.4	9:26.519
5	1	2:59.461 B	49.454	1:16.545	53.462	203.0	21:56.753	4	1	2:39.067	46.080	1:11.339	41.648	216.4	12:05.586
6	1	13:36.476	...	1:20.897	45.480	186.5	35:33.229	5	1	2:42.729	48.394	1:13.656	40.679	214.3	14:48.315
7	1	2:55.004	50.778	1:18.513	45.713	198.5	38:28.233	6	1	2:36.341	45.731	1:09.953	40.657	215.6	17:24.656
8	1	2:49.824	49.852	1:16.183	<b>43.789</b>	200.7	41:18.057	7	1	2:36.944	45.445	1:11.080	40.419	215.6	20:01.600
9	1	2:49.918	49.790	1:16.199	43.929	204.5	44:07.975	8	1	2:34.563	45.601	1:08.676	40.286	215.1	22:36.163
10	1	3:00.794 B	49.498	1:16.068	55.228	204.2	47:08.769	9	1	2:34.261	45.671	1:08.344	40.246	213.9	25:10.424
11	1	4:37.830	2:38.296	1:15.661	43.873	198.9	51:46.599	10	1	2:34.089	45.590	1:08.045	40.454	213.4	27:44.513
12	1	2:50.690	49.747	1:16.099	44.844	200.7	54:37.289	11	1	2:34.265	46.437	<b>1:07.519</b>	40.309	215.1	30:18.778
13	1	2:49.068	49.213	1:15.304	44.551	203.4	57:26.357	12	1	2:54.676 B	47.285	1:12.754	54.637	213.9	33:13.454
14	1	<b>2:48.131</b>	<b>48.971</b>	<b>1:15.265</b>	43.895	203.0	1:00:14.488	13	1	9:37.194	7:46.034	1:10.540	40.620	211.4	42:50.648
<b>744</b> GH Motorsport Tatuus PY012 SL2 1. Henk HAANE															
1	1	3:22.833	1:16.321	1:21.523	44.989	162.2	3:22.833	14	1	2:33.810	45.818	1:07.945	40.047	213.9	45:24.458
2	1	2:47.389	48.428	1:17.126	41.835	180.0	6:10.222	15	1	2:35.251	45.952	1:08.058	41.241	214.3	47:59.709
3	1	2:37.701	45.137	1:12.183	40.381	234.3	8:47.923	16	1	2:34.122	45.801	1:08.118	40.203	213.0	50:33.831
4	1	2:37.023	44.597	1:11.953	40.473	234.3	11:24.946	17	1	<b>2:33.442</b>	<b>45.406</b>	<b>1:07.994</b>	<b>40.042</b>	213.9	53:07.273
5	1	2:36.468	44.674	1:11.376	40.418	234.3	14:01.414	18	1	2:34.341	45.515	1:08.180	40.646	214.7	55:41.614
6	1	2:49.343 B	44.350	1:11.258	53.735	236.8	16:50.757	19	1	2:34.726	45.455	1:09.010	40.261	215.6	58:16.340
7	1	6:16.313	4:23.902	1:12.410	40.001	196.7	23:07.070	20	1	2:35.050	45.589	1:08.887	40.574	213.9	1:00:51.390
8	1	2:34.977	44.323	1:11.114	39.540	231.8	25:42.047								
9	1	2:34.974	44.394	1:10.916	39.664	231.3	28:17.021								
10	1	2:34.297	44.143	1:10.155	39.999	232.8	30:51.318								
11	1	<b>2:33.389</b>	44.149	<b>1:09.732</b>	<b>39.508</b>	235.3	33:24.707								
12	1	2:45.996 B	46.399	1:11.322	48.275	233.8	36:10.703								
13	1	4:35.149	2:45.456	1:09.901	39.792	231.8	40:45.852								
14	1	4:32.200 B	<b>43.812</b>	2:46.326	1:02.062	235.8	45:18.052								
<b>760</b> Norma Benelux Norma M20F SL3 1. David HOUTHOOFF 2. Vincent DESSCHANS															
1	1	3:38.887	1:31.288	1:23.511	44.088	163.9	3:38.887								
2	1	2:44.317	48.661	1:14.663	40.993	189.5	6:23.204								
3	1	2:39.657	45.422	1:13.647	40.588	204.9	9:02.861								
4	1	2:45.803 B	44.873	1:11.117	49.813	217.3	11:48.664								
5	1	3:48.656	1:57.234	1:11.063	40.359	229.3	15:37.320								
6	1	2:38.239	44.975	1:11.607	41.657	214.3	18:15.559								
7	1	2:35.569	44.872	1:10.970	39.727	233.3	20:51.128								
8	1	2:43.904	45.502	1:17.001	41.401	222.7	23:35.032								
9	1	2:40.209	44.426	1:14.186	41.597	236.8	26:15.241								
10	1	2:34.884	44.297	1:10.542	40.045	236.8	28:50.125								
11	1	2:39.073	45.250	1:13.199	40.624	211.4	31:29.198								
12	1	2:36.184	45.483	1:10.637	40.064	232.8	34:05.382								
13	1	2:35.512	44.900	1:10.891	39.721	237.4	36:40.894								
14	1	2:35.140	44.577	1:11.309	<b>39.254</b>	233.3	39:16.034								
15	1	<b>2:33.757</b>	<b>43.686</b>	1:10.284	39.787	238.4	41:49.791								
16	1	2:35.269	44.807	1:10.454	40.008	235.8	44:25.060								
17	1	2:34.284	44.355	<b>1:10.041</b>	39.888	237.9	46:59.344								
18	1	2:42.738 B	44.784	1:10.448	47.506	222.7	49:42.082								
19	1	5:07.867	3:14.852	1:12.164	40.851	228.8	54:49.949								
20	1	2:35.292	44.397	1:10.465	40.430	237.9	57:25.241								
<b>771</b> Blueberry Racing Radical SR3 SL3 1. Carlo KUIJER 2. Nol KOHLER															
1	1	3:56.908	1:36.886	1:31.747	48.275	137.4	3:56.908								
2	1	2:49.546	51.719	1:16.945	40.882	193.2	6:46.454								
3	1	2:40.065	45.931	1:12.028	42.106	216.4	9:26.519								
4	1	2:39.067	46.080	1:11.339	41.648	216.4	12:05.586								
5	1	2:42.729	48.394	1:13.656	40.679	214.3	14:48.315								
6	1	2:36.341	45.731	1:09.953	40.657	215.6	17:24.656								
7	1	2:36.944	45.445	1:11.080	40.419	215.6	20:01.600								
8	1	2:34.563	45.601	1:08.676	40.286	215.1	22:36.163								
9	1	2:34.261	45.671	1:08.344	40.246	213.9	25:10.424								
10	1	2:34.089	45.590	1:08.045	40.454	213.4	27:44.513								
11	1	2:34.265	46.437	<b>1:07.519</b>	40.309	215.1	30:18.778								
12	1	2:54.676 B	47.285	1:12.754	54.637	213.9	33:13.454								
13	1	9:37.194	7:46.034	1:10.540	40.620	211.4	42:50.648								
14	1	2:33.810	45.818	1:07.945	40.047	213.9	45:24.458								
15	1	2:35.251	45.952	1:08.058	41.241	214.3	47:59.709								
16	1	2:34.122	45.801	1:08.118	40.203	213.0	50:33.831								
17	1	<b>2:33.442</b>	<b>45.406</b>	<b>1:07.994</b>	<b>40.042</b>	213.9	53:07.273								
18	1	2:34.341	45.515	1:08.180	40.646	214.7	55:41.614								
19	1	2:34.726	45.455	1:09.010	40.261	215.6	58:16.340								
20	1	2:35.050	45.589	1:08.887	40.574	213.9	1:00:51.390								
<b>773</b> Glasfolie.be Norma M20F SL3 1. Filip DECLERQ															
1	1	4:19.232	2:09.105	1:26.120	44.007	146.3	4:19.232								
2	1	2:41.154	49.065	1:12.039	40.050	199.3	7:00.386								
3	1	2:39.424	<b>44.773</b>	1:14.810	39.841	232.3	9:39.810								
4	1	2:52.574 B	45.251	1:11.342	55.981	224.5	12:32.384								
5	1	6:23.485	4:32.669	1:10.315	40.501	227.8	18:55.869								
6	1	2:37.449	45.180	1:12.577	<b>39.692</b>	229.3	21:33.318								
7	1	2:38.620	45.994	1:11.891	40.735	228.8	24:11.938								
8	1	2:39.547	45.179	1:14.500	39.868	233.8	26:51.485								
9	1	<b>2:35.164</b>	45.148	<b>1:09.985</b>	40.031	225.0	29:26.649								
10	1	2:39.159	46.667	1:10.195	42.297	225.9	32:05.808								
11	1	3:01.149 B	48.057	1:16.040	57.052	223.6	35:06.957								
12	1	7:57.567	6:06.518	1:11.143	39.906	225.9	43:04.524								
13	1	2:35.803	45.248	1:10.708	39.847	226.9	45:40.327								
14	1	3:25.420 B	45.360	1:40.502	59.558	228.8	49:05.747								




**SUPERCAR CHALLENGE**  
**SPA RACING FESTIVAL**  
**FREE PRACTICE 2**

**Classification**

Nr.	Drivers	Team	Car	Class	Time	Lap	Total	Gap	Kph
1	120 P. BAILEY / A. SCHULZ	HorsePower Racing	Aston Martin	SGT	<b>2:22.430</b>	2	15	-	177.0
2	138 S. BALFE / P. KEEN	Balfe Motorsport	Ferrari 458 GT3	SGT	<b>2:22.669</b>	16	17	+0.239	176.7
3	117 R. GROUWELS / R. DE GRAAFF	Team Raceart	Dodge Viper GT3-R	SGT	<b>2:23.109</b>	10	20	+0.679	176.2
4	131 J. STORM / N. BOUWHUIS	Storm-Tag Point Racing	BMW Z4 GT3	SGT	<b>2:25.303</b>	20	20	+2.873	173.5
5	106 K. SNOEKS	Day-V-Tec	Volvo S60 V8	SGT	<b>2:26.284</b>	6	15	+3.854	172.4
6	258 P. VAN GLABEKE / F. JONCKHEERE	Curbstone FMA Racing	Ferrari 458 GT3	GT	<b>2:26.444</b>	11	13	+4.014	172.2
7	108 M. LANTING / B. HERBER	Martino Rosso Racing	Ferrari GT2 458	SGT	<b>2:26.550</b>	3	18	+4.120	172.1
8	215 H. THUIS	Radical Benelux	Radical RXC 2.7 V8	GT	<b>2:27.587</b>	10	14	+5.157	170.8
9	202 C. WILKENS / A. SCOTT	GT3 Racing	Dodge Viper GT3	GT	<b>2:27.749</b>	4	16	+5.319	170.7
10	114 B. MAESSEN	Racingteam Venray	Vicora V8	SGT	<b>2:27.842</b>	4	20	+5.412	170.5
11	193 P. STEVENY / S. BAILLY	Nova Race GT3	Nissan GT-R GT3	SGT	<b>2:28.821</b>	15	20	+6.391	169.4
12	321 S. VANBELLINGEN / W. SLUYS	JR Motorsport	BMW M4 Silhouette	GTB	<b>2:30.573</b>	19	20	+8.143	167.5
13	347 T. VERSTRAETE / N. VAN DIERENDONCK	FMA Racing	Ferrari Challenge Evoluzione	GTB	<b>2:33.245</b>	15	16	+10.815	164.5
14	303 M. VAN BERLO	Van Berlo Racing	Porsche 997 Cup	GTB	<b>2:33.698</b>	4	22	+11.268	164.0
15	760 D. HOUTHOOFT / V. DESSCHANS	Norma Benelux	Norma M20F	SL3	<b>2:34.005</b>	13	18	+11.575	163.7
16	306 M. KOEBOLT	Day-V-Tec	Corvette GT4	GTB	<b>2:34.351</b>	13	21	+11.921	163.4
17	771 C. KUIJER / B. VAN ELK	Blueberry Racing	Radical SR3	SL3	<b>2:34.370</b>	16	17	+11.940	163.3
18	334 S. ATKINSON	Backdraft Motorsport	Lamborghini Gallardo	GTB	<b>2:34.383</b>	13	15	+11.953	163.3
19	330 O. FREYMUTH	AKF Motorsport	Renault Megane Trophy	GTB	<b>2:34.555</b>	7	14	+12.125	163.1
20	773 F. DECLERQ	Glasfolie.be	Norma M20F	SL3	<b>2:34.999</b>	15	19	+12.569	162.7
21	406 K. BOGAERTS / M. VAN DER AA	European Staffing Racing	BMW M3 E90 WTCC	SSP	<b>2:36.354</b>	6	18	+13.924	161.3
22	315 M. VANDEREYT / A. DETAVENIER	Vandereyt Racing	Porsche 997 GT3 Cup	GTB	<b>2:36.490</b>	13	15	+14.060	161.1
23	409 D. DE GROOT / B. SCHOUTEN	JR Motorsport	BMW E46 M3 GTR	SSP	<b>2:36.492</b>	4	14	+14.062	161.1
24	417 T. BOORSMA / .	NMT Racing	BMW M3 GT4	SSP	<b>2:36.946</b>	4	19	+14.516	160.7
25	450 C. EUSER	Cor Euser Racing	Lotus Evora	SSP	<b>2:37.163</b>	12	13	+14.733	160.4
26	470 H. DELNOUJ	Van der Kooi Lotus Racing	Lotus Exige 250 CUP	SSP	<b>2:37.277</b>	11	16	+14.847	160.3
27	426 L. ALLEN	Team Compak Ramps	Seat Leon Supercopa	SSP	<b>2:37.600</b>	4	10	+15.170	160.0
28	430 R. WIJNEN / C. FRJNS	Ferry Monster Autosport	Seat Leon Supercopa	SSP	<b>2:37.988</b>	2	21	+15.558	159.6
29	333 F. JAMES	Backdraft Motorsport	Lamborghini Gallardo	GTB	<b>2:38.707</b>	2	10	+16.277	158.9
30	412 E. VAN DEN MUNCKHOF	Munckhof Racing/ vd Plas Racing	BMW Z4	SSP	<b>2:39.223</b>	14	18	+16.793	158.4
31	447 M. WEBB / C. WOODWISS	Team Webb	BMW E46 GTR	SSP	<b>2:39.264</b>	6	19	+16.834	158.3
32	424 P. VAN VLIET / N. VAN VLIET	Speedtec Motorsport	Speedtec Zilhouette	SSP	<b>2:39.553</b>	13	17	+17.123	158.0
33	744 H. HAANE / K. COOLS	GH Motorsport	Tatus PY012	SL2	<b>2:39.937</b>	4	5	+17.507	157.7
34	349 A. FRANSSSEN	EMG Motorsport	Porsche 997 Cup	GTB	<b>2:40.700</b>	9	14	+18.270	156.9
35	190 D. PEDERSEN	Team Holbaek Pedersen	Aquila CR1	SGT	<b>2:40.989</b>	4	5	+18.559	156.6
36	493 R. LYNSEY / K. CLARKE	Intersport racing	BMW E46 M3 GTR	SSP	<b>2:41.580</b>	13	16	+19.150	156.0
37	416 L. ZAPPEL / M. VERHAGEN	JR Motorsport	BMW 132 GTR	SSP	<b>2:42.093</b>	11	14	+19.663	155.6
38	229 J. ROZENDAAL	GT3 Racing Lingewaal	Porsche GT3 R5	GT	<b>2:42.387</b>	8	9	+19.957	155.3
39	309 D. SCHULZ	Topper Team	Porsche 997 GT3	GTB	<b>2:42.540</b>	11	19	+20.110	155.1
40	428 F. MEIJERS / M. MEIJERS	Meijers Motorsport	BMW M3 E92 3.2	SSP	<b>2:42.860</b>	13	17	+20.430	154.8
41	444 R. VAN LOON	Blueberry Racing	BMW E46 M3	SSP	<b>2:42.914</b>	6	10	+20.484	154.8
42	350 A. DONALDSON / I. DONALDSON	Intersport Racing	Porsche 997 Cup	GTB	<b>2:43.327</b>	3	5	+20.897	154.4
43	423 J. ADRIAENSSENS / P. VAN RIEL	Spork Racing Team	Seat Leon Supercopa	SSP	<b>2:44.863</b>	16	18	+22.433	152.9
44	537 S. POLDERMAN / R. STEENMETZ	Pujolaracing	Renault Clio 4	SP2	<b>2:48.868</b>	16	19	+26.438	149.3
45	520 E. VAN DIJK	Zoet Racing	Lotus Exige	SP2	<b>2:49.730</b>	7	14	+27.300	148.6
46	533 M. CARANSA / W. CARANSA	Day-V-Tec	BMW 130i	SP2	<b>2:49.982</b>	2	17	+27.552	148.3
47	505 C. VOET / B. VAN DEN BROECK	Traxx Racing Team	Renault Clio	SP2	<b>2:51.823</b>	8	18	+29.393	146.7
48	496 M. MOSS / F. HAIGE	Intersport racing	BMW E46 M3 GTR	SSP	<b>2:52.517</b>	8	9	+30.087	146.2
49	577 L. PROTASOV / .	Unil Lubricants Racing Team	BMW E46 ETCC	SP2	<b>2:54.519</b>	15	17	+32.089	144.5
50	501 R. NIEMAN	Spirit Racing	Renault Clio RS 2.0 16V	SP2	<b>2:54.603</b>	5	13	+32.173	144.4
51	513 K. TROEYEN	AT Motorsport	Ford Focus Silhouette	SP2	<b>2:56.542</b>	18	19	+34.112	142.8
52	103 H. ZUMBRINK	Volvo Reede Racing by DayVtec	Volvo S60 V8	SGT					
53	343 D. MEIJER	Lammertink Racing	Porsche 997 GT3 Cup	GTB					
54	351 D. STRINGFELLOW	Intersport racing	Lamborghini Gallardo	GTB					
55	411 W. VAN HERCK	Van Herck Racing	Mazda 3	SSP			2		
56	420 A. DAM	Andy Dam Racing Powered by Penta Racing	BMW M3 GTR	SSP					
57	451 L. KURSTJENS	AT Motorsport	Ford Focus Silhouette	SSP					
58	502 T. RUTGERS / .	Spirit Racing	Renault Clio RS 2.0 16V	SP2					
59	503 D. DE BORST / M. DE KLEIJN	Febo Racing Team	Renault Clio RS 2.0 16V	SP2			3		
60	748 D. GIBSON / T. BRADSHAW	Gibson Motorsport	Gibson GH-19	SL2					

**Fastest Lap** Lap 2 Paul BAILEY **2:22.430** 177.0 Kph





**SUPERCAR CHALLENGE**  
SPA RACING FESTIVAL  
FREE PRACTICE 2


Classification

Nr. Drivers	Team	Car	Class	Time	Lap Total	Gap	Kph
-------------	------	-----	-------	------	-----------	-----	-----

Published at: .....

Track Status: **DRY**


<b>Race Director:</b>	<b>Timekeeper:</b>
-----------------------	--------------------



**SUPERCAR CHALLENGE**  
**SPA RACING FESTIVAL**  
**FREE PRACTICE 2**

Classification by Division

Nr. Drivers	Team	Car	Cl	Time	Lap	Total	Gap	Kph
<b>GT Division</b>								
1 258 P. VAN GLABEKE / F. JONCKHEERE	Curbstone FMA Racing	Ferrari 458 GT3	GT	<b>2:26.444</b>	11	13		<b>172.2</b>
2 215 H. THUIS	Radical Benelux	Radical RXC 2.7 V8	GT	<b>2:27.587</b>	10	14	+1.143 +1.143	<b>170.8</b>
3 202 C. WILKENS / A. SCOTT	GT3 Racing	Dodge Viper GT3	GT	<b>2:27.749</b>	4	16	+1.305 +0.162	<b>170.7</b>
4 229 J. ROZENDAAL	GT3 Racing Lingewaal	Porsche GT3 RS	GT	<b>2:42.387</b>	8	9	+15.943 +14.638	<b>155.3</b>
<b>GTB Division</b>								
1 321 S. VANBELLINGEN / W. SLUYS	JR Motorsport	BMW M4 Silhouette	GTB	<b>2:30.573</b>	19	20		<b>167.5</b>
2 347 T. VERSTRAETE / N. VAN DIERENDONCK	FMA Racing	Ferrari Challenge Evoluzione	GTB	<b>2:33.245</b>	15	16	+2.672 +2.672	<b>164.5</b>
3 303 M. VAN BERLO	Van Berlo Racing	Porsche 997 Cup	GTB	<b>2:33.698</b>	4	22	+3.125 +0.453	<b>164.0</b>
4 306 M. KOEBOLT	Day-V-Tec	Corvette GT4	GTB	<b>2:34.351</b>	13	21	+3.778 +0.653	<b>163.4</b>
5 334 S. ATKINSON	Backdraft Motorsport	Lamborghini Gallardo	GTB	<b>2:34.383</b>	13	15	+3.810 +0.032	<b>163.3</b>
6 330 O. FREYMUTH	AKF Motorsport	Renault Megane Trophy	GTB	<b>2:34.555</b>	7	14	+3.982 +0.172	<b>163.1</b>
7 315 M. VANDEREY / A. DETAVENIER	Vanderey Racing	Porsche 997 GT3 Cup	GTB	<b>2:36.490</b>	13	15	+5.917 +1.935	<b>161.1</b>
8 333 F. JAMES	Backdraft Motorsport	Lamborghini Gallardo	GTB	<b>2:38.707</b>	2	10	+8.134 +2.217	<b>158.9</b>
9 349 A. FRANSEN	EMG Motorsport	Porsche 997 Cup	GTB	<b>2:40.700</b>	9	14	+10.127 +1.993	<b>156.9</b>
10 309 D. SCHULZ	Topper Team	Porsche 997 GT3	GTB	<b>2:42.540</b>	11	19	+11.967 +1.840	<b>155.1</b>
11 350 A. DONALDSON / I. DONALDSON	Intersport Racing	Porsche 997 Cup	GTB	<b>2:43.327</b>	3	5	+12.754 +0.787	<b>154.4</b>
12 343 D. MEIJER	Lammerlink Racing	Porsche 997 GT3 Cup	GTB					
13 351 D. STRINGFELLOW	Intersport racing	Lamborghini Gallardo	GTB					
<b>Sport 2 Division</b>								
1 537 S. POLDERMAN / R. STEENMETZ	Pujolaracing	Renault Clio 4	SP2	<b>2:48.868</b>	16	19		<b>149.3</b>
2 520 E. VAN DIJK	Zoet Racing	Lotus Exige	SP2	<b>2:49.730</b>	7	14	+0.862 +0.862	<b>148.6</b>
3 533 M. CARANSA / W. CARANSA	Day-V-Tec	BMW 130i	SP2	<b>2:49.982</b>	2	17	+1.114 +0.252	<b>148.3</b>
4 505 C. VOET / B. VAN DEN BROECK	Traxx Racing Team	Renault Clio	SP2	<b>2:51.823</b>	8	18	+2.955 +1.841	<b>146.7</b>
5 577 L. PROTASOV / .	Unil Lubricants Racing Team	BMW E46 ETCC	SP2	<b>2:54.519</b>	15	17	+5.651 +2.696	<b>144.5</b>
6 501 R. NIEMAN	Spirit Racing	Renault Clio RS 2.0 16V	SP2	<b>2:54.603</b>	5	13	+5.735 +0.084	<b>144.4</b>
7 513 K. TROEYEN	AT Motorsport	Ford Focus Silhouette	SP2	<b>2:56.542</b>	18	19	+7.674 +1.939	<b>142.8</b>
8 502 T. RUTGERS / .	Spirit Racing	Renault Clio RS 2.0 16V	SP2					
9 503 D. DE BORST / M. DE KLEIJN	Febo Racing Team	Renault Clio RS 2.0 16V	SP2			3		
<b>Super GT Division</b>								
1 120 P. BAILEY / A. SCHULZ	HorsePower Racing	Aston Martin	SGT	<b>2:22.430</b>	2	15		<b>177.0</b>
2 138 S. BALFE / P. KEEN	Balfe Motorsport	Ferrari 458 GT3	SGT	<b>2:22.669</b>	16	17	+0.239 +0.239	<b>176.7</b>
3 117 R. GROUWELS / R. DE GRAAFF	Team Raceart	Dodge Viper GT3-R	SGT	<b>2:23.109</b>	10	20	+0.679 +0.440	<b>176.2</b>
4 131 J. STORM / N. BOUWHUIS	Storm-Tag Point Racing	BMW Z4 GT3	SGT	<b>2:25.303</b>	20	20	+2.873 +2.194	<b>173.5</b>
5 106 K. SNOEKS	Day-V-Tec	Volvo S60 V8	SGT	<b>2:26.284</b>	6	15	+3.854 +0.981	<b>172.4</b>
6 108 M. LANTING / B. HERBER	Martino Rosso Racing	Ferrari GT2 458	SGT	<b>2:26.550</b>	3	18	+4.120 +0.266	<b>172.1</b>
7 114 B. MAESSEN	Racingteam Venray	Vicora V8	SGT	<b>2:27.842</b>	4	20	+5.412 +1.292	<b>170.5</b>
8 193 P. STEVENY / S. BAILLY	Nova Race GT3	Nissan GT-R Gt3	SGT	<b>2:28.821</b>	15	20	+6.391 +0.979	<b>169.4</b>
9 190 D. PEDERSEN	Team Holbaek Pedersen	Aquila CR1	SGT	<b>2:40.989</b>	4	5	+18.559 +12.168	<b>156.6</b>
10 103 H. ZUMBRINK	Volvo Reede Racing by DayVtec	Volvo S60 V8	SGT					
<b>Super Lights Group 2</b>								
1 744 H. HAANE / K. COOLS	GH Motorsport	Tatus PY012	SL2	<b>2:39.937</b>	4	5		<b>157.7</b>
2 748 D. GIBSON / T. BRADSHAW	Gibson Motorsport	Gibson GH-19	SL2					
<b>Super Lights Group 3</b>								
1 760 D. HOUTHOOFT / V. DESSCHANS	Norma Benelux	Norma M20F	SL3	<b>2:34.005</b>	13	18		<b>163.7</b>
2 771 C. KUIJER / B. VAN ELK	Blueberry Racing	Radical SR3	SL3	<b>2:34.370</b>	16	17	+0.365 +0.365	<b>163.3</b>
3 773 F. DECLERQ	Glasfolie.be	Norma M20F	SL3	<b>2:34.999</b>	15	19	+0.994 +0.629	<b>162.7</b>
<b>Supersport Division</b>								



**SUPERCAR CHALLENGE**  
**SPA RACING FESTIVAL**  
**FREE PRACTICE 2**

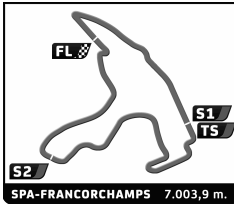
Classification by Division

Nr.	Drivers	Team	Car	Cl	Time	Lap	Total	Gap	Kph
1	406 K. BOGAERTS / M. VAN DER AA	European Staffing Racing	BMW M3 E90 WTCC	SSP	<b>2:36.354</b>	6	18		<b>161.3</b>
2	409 D. DE GROOT / B. SCHOUTEN	JR Motorsport	BMW E46 M3 GTR	SSP	<b>2:36.492</b>	4	14	+0.138	+0.138 <b>161.1</b>
3	417 T. BOORSMA / .	NMT Racing	BMW M3 GT4	SSP	<b>2:36.946</b>	4	19	+0.592	+0.454 <b>160.7</b>
4	450 C. EUSER	Cor Euser Racing	Lotus Evora	SSP	<b>2:37.163</b>	12	13	+0.809	+0.217 <b>160.4</b>
5	470 H. DELNOUJ	Van der Kooij Lotus Racing	Lotus Exige 250 CUP	SSP	<b>2:37.277</b>	11	16	+0.923	+0.114 <b>160.3</b>
6	426 L. ALLEN	Team Compak Ramps	Seat Leon Supercopa	SSP	<b>2:37.600</b>	4	10	+1.246	+0.323 <b>160.0</b>
7	430 R. WIJNEN / C. FRJNS	Ferry Monster Autosport	Seat Leon Supercopa	SSP	<b>2:37.988</b>	2	21	+1.634	+0.388 <b>159.6</b>
8	412 E. VAN DEN MUNCKHOF	Munckhof Racing/ vd Plas Racing	BMW Z4	SSP	<b>2:39.223</b>	14	18	+2.869	+1.235 <b>158.4</b>
9	447 M. WEBB / C. WOODWISS	Team Webb	BMW E46 GTR	SSP	<b>2:39.264</b>	6	19	+2.910	+0.041 <b>158.3</b>
10	424 P. VAN YLIET / N. VAN YLIET	Speedtec Motorsport	Speedtec Zilhouette	SSP	<b>2:39.553</b>	13	17	+3.199	+0.289 <b>158.0</b>
11	493 R. LYNSEY / K. CLARKE	Intersport racing	BMW E46 M3 GTR	SSP	<b>2:41.580</b>	13	16	+5.226	+2.027 <b>156.0</b>
12	416 L. ZAPPEIJ / M. VERHAGEN	JR Motorsport	BMW 132 GTR	SSP	<b>2:42.093</b>	11	14	+5.739	+0.513 <b>155.6</b>
13	428 F. MEIJERS / M. MEIJERS	Meijers Motorsport	BMW M3 E92 3.2	SSP	<b>2:42.860</b>	13	17	+6.506	+0.767 <b>154.8</b>
14	444 R. VAN LOON	Blueberry Racing	BMW E46 M3	SSP	<b>2:42.914</b>	6	10	+6.560	+0.054 <b>154.8</b>
15	423 J. ADRIAENSSENS / P. VAN RIEL	Spork Racing Team	Seat Leon Supercopa	SSP	<b>2:44.863</b>	16	18	+8.509	+1.949 <b>152.9</b>
16	496 M. MOSS / F. HAIGE	Intersport racing	BMW E46 M3 GTR	SSP	<b>2:52.517</b>	8	9	+16.163	+7.654 <b>146.2</b>
17	411 W. VAN HERCK	Van Herck Racing	Mazda 3	SSP			2		
18	420 A. DAM	Andy Dam Racing Powered by Penta Racing	BMW M3 GTR	SSP					
19	451 L. KURSTJENS	AT Motorsport	Ford Focus Silhouette	SSP					


Published at: .....

Track Status: **DRY**

Stewards:	Timekeeper:
-----------	-------------


**SUPERCAR CHALLENGE**  
**SPA RACING FESTIVAL**  
**FREE PRACTICE 2**
**Best Sector Times**


SECTOR 1			SECTOR 2			SECTOR 3			Pos	Team	Cl	Ideal Lap	Best Lap
Pos	Driver	Time	Driver	Time	Driver	Time	Pos	Team					
1	120 P.BAILEY	39.786	120 P.BAILEY	1:05.402	120 P.BAILEY	35.818	1	120 HorsePower Racing	SGT	2'21.006	2:22.430	(1)	
2	117 R.GROUWELS	39.860	138 S.BALFE	1:06.111	138 S.BALFE	36.236	2	138 Balfe Motorsport	SGT	2'22.649	2:22.669	(2)	
3	106 K.SNOEKS	39.957	117 R.GROUWELS	1:06.490	117 R.GROUWELS	36.301	3	117 Team Raceart	SGT	2'22.651	2:23.109	(3)	
4	138 S.BALFE	40.302	131 J.STORM	1:07.003	131 J.STORM	36.803	4	131 Storm-Tag Point Racing	SGT	2'24.660	2:25.303	(4)	
5	114 B.MAESSEN	40.650	258 P.VAN GLABEKE	1:07.022	258 P.VAN GLABEKE	36.986	5	258 Curbstone FMA Racing	GT	2'25.347	2:26.444	(6)	
6	108 M.LANTING	40.704	108 M.LANTING	1:07.499	106 K.SNOEKS	37.062	6	108 Marino Rosso Racing	SGT	2'25.360	2:26.550	(7)	
7	131 J.STORM	40.854	215 H.THUIS	1:07.913	108 M.LANTING	37.157	7	106 Day-V-Tec	SGT	2'25.449	2:26.284	(5)	
8	202 C.WILKENS	40.923	771 C.KUIJER	1:08.178	215 H.THUIS	37.497	8	202 GT3 Racing	GT	2'27.335	2:27.749	(9)	
9	193 P.STEVENY	41.322	202 C.WILKENS	1:08.412	114 B.MAESSEN	37.744	9	215 Radical Benelux	GT	2'27.454	2:27.587	(8)	
10	258 P.VAN GLABEKE	41.339	106 K.SNOEKS	1:08.430	202 C.WILKENS	38.000	10	114 Racingteam Venray	SGT	2'27.572	2:27.842	(10)	
11	215 H.THUIS	42.044	193 P.STEVENY	1:08.480	193 P.STEVENY	38.182	11	193 Nova Race GT3	SGT	2'27.984	2:28.821	(11)	
12	321 S.VANBELLINGEN	42.157	114 B.MAESSEN	1:09.178	321 S.VANBELLINGEN	38.451	12	321 JR Motorsport	GTB	2'30.556	2:30.573	(12)	
13	347 T.VERSTRAETE	42.411	760 D.HOUTHOOFD	1:09.313	760 D.HOUTHOOFD	39.116	13	760 Norma Benelux	SL3	2'32.147	2:34.005	(15)	
14	306 M.KOEBOLT	42.895	773 F.DECLERQ	1:09.835	303 M.VAN BERLO	39.158	14	347 FMA Racing	GTB	2'33.094	2:33.245	(13)	
15	303 M.VAN BERLO	43.019	321 S.VANBELLINGEN	1:09.948	347 T.VERSTRAETE	39.260	15	306 Day-V-Tec	GTB	2'33.464	2:34.351	(16)	
16	334 S.ATKINSON	43.516	409 D.DE GROOT	1:10.365	334 S.ATKINSON	39.269	16	303 Van Berlo Racing	GTB	2'33.520	2:33.698	(14)	
17	315 M.VANDEREY	43.550	306 M.KOEBOLT	1:10.955	330 O.FREYMUTH	39.587	17	334 Backdraft Motorsport	GTB	2'33.848	2:36.284	(18)	
18	760 D.HOUTHOOFD	43.718	330 O.FREYMUTH	1:10.959	306 M.KOEBOLT	39.614	18	771 Blueberry Racing	SL3	2'34.070	2:34.370	(17)	
19	190 D.PEDERSEN	43.816	334 S.ATKINSON	1:11.063	315 M.VANDEREY	39.735	19	773 Glasfolie.be	SL3	2'34.424	2:34.999	(20)	
20	450 C.EUSER	43.931	406 K.BOGAERTS	1:11.252	773 F.DECLERQ	39.846	20	330 AKF Motorsport	GTB	2'34.555	2:34.555	(19)	
21	330 O.FREYMUTH	44.009	470 H.DELNOIJ	1:11.329	417 T.BOORSMA	40.194	21	315 Vandereyt Racing	GTB	2'35.618	2:36.490	(22)	
22	333 F.JAMES	44.043	303 M.VAN BERLO	1:11.343	450 C.EUSER	40.214	22	409 JR Motorsport	SSP	2'35.877	2:36.492	(23)	
23	406 K.BOGAERTS	44.431	744 H.HAANE	1:11.405	406 K.BOGAERTS	40.242	23	406 European Staffing Racing	SSP	2'35.925	2:36.354	(21)	
24	773 F.DECLERQ	44.743	347 T.VERSTRAETE	1:11.423	470 H.DELNOIJ	40.354	24	333 Backdraft Motorsport	GTB	2'36.220	2:38.707	(29)	
25	412 EVAN DEN MUNCKHOF	44.744	417 T.BOORSMA	1:11.586	771 C.KUIJER	40.382	25	450 Cor Euser Racing	SSP	2'36.400	2:37.163	(25)	
26	426 L.ALLEN	44.774	333 F.JAMES	1:11.758	426 L.ALLEN	40.411	26	417 NMT Racing	SSP	2'36.574	2:36.946	(24)	
27	417 T.BOORSMA	44.794	426 L.ALLEN	1:11.800	333 F.JAMES	40.419	27	470 Van der Kooi Lotus Racing	SSP	2'36.680	2:37.277	(26)	
28	744 H.HAANE	44.899	430 R.WIJNEN	1:12.038	409 D.DE GROOT	40.575	28	426 Team Compak Ramps	SSP	2'36.985	2:37.600	(27)	
29	430 R.WIJNEN	44.913	450 C.EUSER	1:12.255	349 A.FRANSSEN	40.590	29	430 Ferry Monster Autosport	SSP	2'37.625	2:37.988	(28)	
30	409 D.DE GROOT	44.937	315 M.VANDEREY	1:12.333	430 R.WIJNEN	40.674	30	744 GH Motorsport	SL2	2'37.732	2:39.937	(33)	
31	470 H.DELNOIJ	44.997	424 P.VAN VLIET	1:12.362	447 M.WEBB	40.844	31	412 Munckhof Racing/ vd Plas Racing	SSP	2'38.480	2:39.223	(30)	
32	349 A.FRANSSEN	45.126	412 EVAN DEN MUNCKHOF	1:12.834	412 EVAN DEN MUNCKHOF	40.902	32	447 Team Webb	SSP	2'38.879	2:39.264	(31)	
33	309 D.SCHULZ	45.136	447 M.WEBB	1:12.841	493 R.LYNSEY	40.988	33	190 Team Holbaek Pedersen	SGT	2'39.349	2:40.989	(35)	
34	229 J.ROZENDAAL	45.142	428 F.MEIJERS	1:13.291	350 A.DONALDSON	41.249	34	424 Speedtec Motorsport	SSP	2'39.527	2:39.553	(32)	
35	447 M.WEBB	45.194	493 R.LYNSEY	1:13.637	424 P.VAN VLIET	41.317	35	349 EMG Motorsport	GTB	2'39.769	2:40.700	(34)	
36	350 A.DONALDSON	45.230	416 L.ZAPPEIJ	1:13.706	416 L.ZAPPEIJ	41.404	36	493 Intersport racing	SSP	2'40.172	2:41.580	(36)	
37	771 C.KUIJER	45.510	190 D.PEDERSEN	1:13.966	744 H.HAANE	41.428	37	350 Intersport Racing	GTB	2'41.240	2:43.327	(42)	
38	493 R.LYNSEY	45.547	349 A.FRANSSEN	1:14.053	229 J.ROZENDAAL	41.478	38	229 GT3 Racing Lingewaal	GT	2'41.736	2:42.387	(38)	
39	424 P.VAN VLIET	45.848	423 J.ADRIAENSSENS	1:14.415	190 D.PEDERSEN	41.567	39	416 JR Motorsport	SSP	2'41.958	2:42.093	(37)	
40	444 R.VAN LOON	46.016	444 R.VAN LOON	1:14.619	309 D.SCHULZ	41.638	40	309 Topper Team	GTB	2'42.540	2:42.540	(39)	
41	411 W.VAN HERCK	46.083	350 A.DONALDSON	1:14.761	444 R.VAN LOON	41.920	41	444 Blueberry Racing	SSP	2'42.555	2:42.914	(41)	
42	416 L.ZAPPEIJ	46.848	520 E.VAN DIJK	1:15.020	428 F.MEIJERS	42.258	42	428 Meijers Motorsport	SSP	2'42.629	2:42.860	(40)	
43	428 F.MEIJERS	47.080	229 J.ROZENDAAL	1:15.116	423 J.ADRIAENSSENS	42.998	43	423 Spork Racing Team	SSP	2'44.853	2:44.863	(43)	
44	423 J.ADRIAENSSENS	47.440	537 S.POLDERMAN	1:15.439	537 S.POLDERMAN	43.517	44	537 Pujolaracing	SP2	2'48.137	2:48.868	(44)	
45	496 M.MOSS	47.955	533 M.CARANSA	1:15.588	520 E.VAN DIJK	43.827	45	520 Zoet Racing	SP2	2'48.872	2:49.730	(45)	
46	537 S.POLDERMAN	49.181	309 D.SCHULZ	1:15.766	533 M.CARANSA	44.018	46	533 Day-V-Tec	SP2	2'48.903	2:49.982	(46)	
47	533 M.CARANSA	49.297	505 C.VOET	1:16.262	411 W.VAN HERCK	44.518	47	505 Traxx Racing Team	SP2	2'51.450	2:51.823	(47)	
48	577 L.PROTASOV	49.529	501 R.NIEMAN	1:17.057	577 L.PROTASOV	44.585	48	496 Intersport racing	SSP	2'52.517	2:52.517	(48)	
49	505 E.VAN DIJK	50.025	503 D.DE BORST	1:17.855	505 C.VOET	44.693	49	577 Unil Lubricants Racing Team	SP2	2'52.559	2:54.519	(49)	
50	520 C.VOET	50.495	577 L.PROTASOV	1:18.445	496 M.MOSS	44.995	50	501 Spirit Racing	SP2	2'54.546	2:54.603	(50)	
51	503 D.DE BORST	50.978	513 K.TROEYEN	1:18.707	501 R.NIEMAN	45.710	51	503 Febo Racing Team	SP2	2'55.376			
52	513 K.TROEYEN	51.394	496 M.MOSS	1:19.567	513 K.TROEYEN	45.783	52	513 AT Motorsport	SP2	2'55.884	2:56.542	(51)	
53	501 R.NIEMAN	51.779	411 W.VAN HERCK	1:25.861	503 D.DE BORST	46.543	53	411 Van Herck Racing	SSP	2'56.462			



## SUPERCAR CHALLENGE SPA RACING FESTIVAL After FREE PRACTICE 2

Event maximum speed


Team	Car	Class	Driver	Top Speed	Lap	Session	
106	Day-V-Tec	Volvo S60 V8	SGT	Kelvin SNOEKS	272.0	6	FREE PRACTICE 2
108	Martino Rosso Racing	Ferrari GT2 458	SGT	Martin LANTING	270.7	9	FREE PRACTICE 2
138	Balfe Motorsport	Ferrari 458 GT3	SGT	Shaun BALFE	270.7	15	FREE PRACTICE 2
117	Team Raceart	Dodge Viper GT3-R	SGT	Roger GROUWELS	270.0	11	FREE PRACTICE 2
120	HorsePower Racing	Aston Martin	SGT	Paul BAILEY	268.7	7	FREE PRACTICE 2
193	Nova Race GT3	Nissan GT-R Gt3	SGT	Philippe STEVENY	262.8	15	FREE PRACTICE 2
258	Curbstone FMA Racing	Ferrari 458 GT3	GT	Patrick VAN GLABEKE	262.1	22	FREE PRACTICE 1
347	FMA Racing	Ferrari Challenge Evoluzione	GTB	Thierry VERSTRAETE	261.5	9	FREE PRACTICE 1
131	Storm-Tag Point Racing	BMW Z4 GT3	SGT	Jan STORM	260.2	18	FREE PRACTICE 2
202	GT3 Racing	Dodge Viper GT3	GT	Craig WILKENS	259.6	10	FREE PRACTICE 2
114	Racingteam Venray	Vicora V8	SGT	Barry MAESSEN	257.1	8	FREE PRACTICE 1
303	Van Berlo Racing	Porsche 997 Cup	GTB	Marcel VAN BERLO	255.9	20	FREE PRACTICE 1
103	Volvo Reede Racing by DayVTec	Volvo S60 V8	SGT	Henry ZUMBRINK	255.3	9	FREE PRACTICE 1
321	JR Motorsport	BMW M4 Silhouette	GTB	Steve VANBELLINGEN	253.5	13	FREE PRACTICE 2
215	Radical Benelux	Radical RXC 2.7 V8	GT	Henk THUIS	252.3	5	FREE PRACTICE 2
306	Day-V-Tec	Corvette GT4	GTB	Max KOEBOLT	251.2	5	FREE PRACTICE 2
343	Lammertink Racing	Porsche 997 GT3 Cup	GTB	Daan MEIJER	251.2	7	FREE PRACTICE 1
417	NMT Racing	BMW M3 GT4	SSP	Tristan BOORSMA	246.0	18	FREE PRACTICE 2
333	Backdraft Motorsport	Lamborghini Gallardo	GTB	Fiona JAMES	244.3	10	FREE PRACTICE 2
334	Backdraft Motorsport	Lamborghini Gallardo	GTB	Simon ATKINSON	244.3	10	FREE PRACTICE 2
760	Norma Benelux	Norma M20F	SL3	David HOUTHOOFD	242.2	7	FREE PRACTICE 2
351	Intersport racing	Lamborghini Gallardo	GTB	Dan STRINGFELLOW	241.1	13	FREE PRACTICE 1
406	European Staffing Racing	BMW M3 E90 WTCC	SSP	Koen BOGAERTS	239.5	7	FREE PRACTICE 2
412	Munckhof Racing/ vd Plas Racing	BMW Z4	SSP	Eric VAN DEN MUNCKHOF	239.5	11	FREE PRACTICE 1
450	Cor Euser Racing	Lotus Evora	SSP	Cor EUSER	239.5	13	FREE PRACTICE 2
349	EMG Motorsport	Porsche 997 Cup	GTB	Alain FRANSSSEN	237.4	15	FREE PRACTICE 1
315	Vandereyft Racing	Porsche 997 GT3 Cup	GTB	Miguel VANDEREYFT	236.8	4	FREE PRACTICE 1
330	AKF Motorsport	Renault Megane Trophy	GTB	Oliver FREYMUTH	236.8	12	FREE PRACTICE 2
426	Team Compak Ramps	Seat Leon Supercopa	SSP	Lee ALLEN	236.8	3	FREE PRACTICE 2
744	GH Motorsport	Tatuus PY012	SL2	Henk HAANE	236.8	6	FREE PRACTICE 1
411	Van Herck Racing	Mazda 3	SSP	Werner VAN HERCK	236.3	11	FREE PRACTICE 1
409	JR Motorsport	BMW E46 M3 GTR	SSP	Dennis DE GROOT	234.8	4	FREE PRACTICE 2
447	Team Webb	BMW E46 GTR	SSP	Martin WEBB	234.8	10	FREE PRACTICE 2
444	Blueberry Racing	BMW E46 M3	SSP	Ronald VAN LOON	234.3	5	FREE PRACTICE 1
773	Glasfolie.be	Norma M20F	SL3	Filip DECLERQ	234.3	10	FREE PRACTICE 2
309	Topper Team	Porsche 997 GT3	GTB	Dirk SCHULZ	233.8	16	FREE PRACTICE 1
430	Ferry Monster Autosport	Seat Leon Supercopa	SSP	René WIJNEN	231.3	17	FREE PRACTICE 2
416	JR Motorsport	BMW 132 GTR	SSP	Leon ZAPPEIJ	229.8	6	FREE PRACTICE 1
229	GT3 Racing Lingewaal	Porsche GT3 RS	GT	Jack ROZENDAAL	228.3	7	FREE PRACTICE 2
350	Intersport Racing	Porsche 997 Cup	GTB	Andrew DONALDSON	227.8	4	FREE PRACTICE 2
493	Intersport racing	BMW E46 M3 GTR	SSP	Ryan LYNSEY	225.9	6	FREE PRACTICE 2
470	Van der Kooi Lotus Racing	Lotus Exige 250 CUP	SSP	Huub DELNOUJ	225.0	5	FREE PRACTICE 2
496	Intersport racing	BMW E46 M3 GTR	SSP	Mike MOSS	224.1	9	FREE PRACTICE 2
428	Meijers Motorsport	BMW M3 E92 3.2	SSP	Frank MEIJERS	223.6	12	FREE PRACTICE 2
424	Speedtec Motorsport	Speedtec Zilhouette	SSP	Peter VAN VLIET	220.0	4	FREE PRACTICE 2
190	Team Holbæk Pedersen	Aquila CR1	SGT	Dennis PEDERSEN	218.2	5	FREE PRACTICE 2
423	Spork Racing Team	Seat Leon Supercopa	SSP	Jimmy ADRIAENSSENS	217.3	16	FREE PRACTICE 2
771	Blueberry Racing	Radical SR3	SL3	Carlo KUIJER	217.3	10	FREE PRACTICE 2
420	Andy Dam Racing Powered by Penta Racing	BMW M3 GTR	SSP	Andy DAM	214.3	3	FREE PRACTICE 1
577	Unil Lubricants Racing Team	BMW E46 ETCC	SP2	Leonid PROTASOV	210.9	16	FREE PRACTICE 2
533	Day-V-Tec	BMW 130i	SP2	Mauits CARANSA	208.9	6	FREE PRACTICE 2
537	Pujolaracing	Renault Clio 4	SP2	Stephan POLDERMAN	205.7	12	FREE PRACTICE 2
503	Febo Racing Team	Renault Clio RS 2.0 16V	SP2	Dennis DE BORST	201.9	5	FREE PRACTICE 1
520	Zoet Racing	Lotus Exige	SP2	Erwin VAN DIJK	201.1	7	FREE PRACTICE 2
501	Spirit Racing	Renault Clio RS 2.0 16V	SP2	Rob NIEMAN	197.4	6	FREE PRACTICE 1
505	Traxx Racing Team	Renault Clio	SP2	Chris VOET	197.4	12	FREE PRACTICE 2
513	AT Motorsport	Ford Focus Silhouette	SP2	Kim TROEYEN	197.1	12	FREE PRACTICE 2



**SUPERCAR CHALLENGE**  
SPA RACING FESTIVAL  
After FREE PRACTICE 2

Event maximum speed


Team	Car	Class	Driver	Top Speed	Lap	Session
502 Spirit Racing	Renault Clio RS 2.0 16V	SP2	Toon RUTGERS	193.5	4	FREE PRACTICE 1



**SUPERCAR CHALLENGE**  
**SPA RACING FESTIVAL**  
**FREE PRACTICE 2**

**Fastest Lap Sequence**

Practice Time	Team	Car	Class	Driver	Time	Kph	Lap
5:22.237	114 Racingteam Venray	Vicora V8	SGT	Barry MAESSEN	<b>2:32.312</b>	165.5	2
5:27.785	258 Curbstone FMA Racing	Ferrari 458 GT3	GT	Patrick VAN GLABEKE	<b>2:31.925</b>	166.0	2
7:04.095	120 HorsePower Racing	Aston Martin	SGT	Paul BAILEY	<b>2:22.430</b>	177.0	2




**SUPERCAR CHALLENGE  
SPA RACING FESTIVAL  
FREE PRACTICE 2**

**Analysis**

								<span style="color: green;">■</span> Personal Best <span style="color: purple;">■</span> Session Best <span style="color: blue;">■</span> Crossing the finish line in pit lane							
Lap	D	Time	Sector 1	Sector 2	Sector 3	Kph	Elapsed	Lap	D	Time	Sector 1	Sector 2	Sector 3	Kph	Elapsed
<b>106</b> Day-V-Tec 1. Kelvin SNOEKS Volvo S60 V8 SGT								16 1 2:46.435 45.345 1:19.297 41.793 151.5 42:53.267 17 1 2:33.202 <span style="color: green;">40.650</span> 1:11.623 40.929 164.6 45:26.469 18 1 2:31.009 41.366 1:10.728 38.915 167.0 47:57.478 19 1 2:28.848 40.761 1:09.692 38.395 169.4 50:26.326 20 1 3:03.773 <span style="color: blue;">B</span> 49.873 1:15.436 58.464 137.2 53:30.099							
1	1	3:40.804	1:44.296	1:16.145	40.363	114.2	3:40.804	1	1	3:19.770	1:09.062	1:25.669	45.039	126.2	3:19.770
2	1	2:38.752	43.643	1:14.861	40.248	158.8	6:19.556	2	1	2:51.872 <span style="color: blue;">B</span>	45.803	1:18.198	47.871	146.7	6:11.642
3	1	2:30.776	42.322	1:09.695	38.759	167.2	8:50.332	3	1	10:27.510	8:39.520	1:09.627	38.363	40.2	16:39.152
4	1	2:28.436	40.309	1:10.269	37.858	169.9	11:18.768	4	1	2:24.844	40.622	1:07.251	36.971	174.1	19:03.996
5	1	2:26.717	40.382	<span style="color: green;">1:08.430</span>	37.905	171.9	13:45.485	5	1	2:27.419	40.364	1:09.568	37.487	171.0	21:31.415
6	1	<span style="color: green;">2:26.284</span>	40.153	1:08.599	37.532	172.4	16:11.769	6	1	2:26.796	40.316	1:07.727	38.753	171.8	23:58.211
7	1	2:30.241	40.464	1:09.318	40.459	167.8	18:42.010	7	1	2:27.607	40.259	1:06.737	40.611	170.8	26:25.818
8	1	2:34.768 <span style="color: blue;">B</span>	40.763	1:08.587	45.418	162.9	21:16.778	8	1	2:28.291	40.247	1:10.018	38.026	170.0	28:54.109
9	1	8:29.184	6:40.663	1:10.476	38.045	49.5	29:45.962	9	1	2:32.237	40.892	1:09.505	41.840	165.6	31:26.346
10	1	2:26.953	40.417	1:08.990	37.546	171.6	32:12.915	10	1	<span style="color: green;">2:23.109</span>	40.286	1:06.522	<span style="color: green;">36.301</span>	176.2	33:49.455
11	1	2:27.529	41.939	1:08.528	<span style="color: green;">37.062</span>	170.9	34:40.444	11	1	2:29.526 <span style="color: blue;">B</span>	<span style="color: green;">39.860</span>	<span style="color: green;">1:06.490</span>	43.176	168.6	36:18.981
12	1	3:26.846 <span style="color: blue;">B</span>	<span style="color: green;">39.957</span>	1:49.011	57.878	121.9	38:07.290	12	1	5:04.266	3:18.119	1:08.862	37.285	82.9	41:23.247
13	1	7:09.918	5:19.142	1:12.302	38.474	58.6	45:17.208	13	1	2:32.518	40.864	1:10.426	41.228	165.3	43:55.765
14	1	2:29.349	41.477	1:09.284	38.588	168.8	47:46.557	14	1	2:30.140	40.658	1:10.687	38.795	167.9	46:25.905
15	1	2:36.646 <span style="color: blue;">B</span>	40.463	1:10.906	45.277	161.0	50:23.203	15	1	2:26.639	40.802	1:08.218	37.619	171.9	48:52.544
<b>108</b> Martino Rosso Racing 1. Martin LANTING 2. Bob HERBER Ferrari GT2 458 SGT								16 1 2:46.435 45.345 1:19.297 41.793 151.5 42:53.267 17 1 2:33.202 <span style="color: green;">40.650</span> 1:11.623 40.929 164.6 45:26.469 18 1 2:31.009 41.366 1:10.728 38.915 167.0 47:57.478 19 1 2:28.848 40.761 1:09.692 38.395 169.4 50:26.326 20 1 3:03.773 <span style="color: blue;">B</span> 49.873 1:15.436 58.464 137.2 53:30.099							
1	1	2:45.271 <span style="color: blue;">B</span>	43.206	1:15.189	46.876	152.6	2:45.271	16	1	2:28.956	40.525	1:08.268	40.163	169.3	51:21.500
2	1	4:49.450	3:03.002	1:08.784	37.664	87.1	7:34.721	17	1	2:25.942	40.514	1:07.772	37.656	172.8	53:47.442
3	1	<span style="color: green;">2:26.550</span>	41.482	1:07.869	37.199	172.1	10:01.271	18	1	2:28.217	42.816	1:08.093	37.308	170.1	56:15.659
4	1	2:29.233	41.372	1:09.463	38.398	169.0	12:30.504	19	1	2:25.106	40.342	1:07.605	37.159	173.8	58:40.765
5	1	2:27.383	40.971	1:08.379	38.033	171.1	14:57.887	20	1	2:28.437	40.719	1:10.015	37.703	169.9	1:01:09.202
6	1	2:33.482 <span style="color: blue;">B</span>	41.489	<span style="color: green;">1:07.499</span>	44.494	164.3	17:31.369								
7	1	5:14.052	3:26.795	1:09.392	37.865	80.3	22:45.421								
8	1	2:26.816	41.062	1:08.540	37.214	171.7	25:12.237								
9	1	2:26.592	<span style="color: green;">40.704</span>	1:08.731	<span style="color: green;">37.157</span>	172.0	27:38.829								
10	1	2:42.468 <span style="color: blue;">B</span>	43.433	1:11.464	47.571	155.2	30:21.297								
11	1	4:13.207	2:24.630	1:09.945	38.632	99.6	34:34.504								
12	1	2:31.608	41.150	1:12.244	38.214	166.3	37:06.112								
13	1	2:30.414	41.190	1:09.388	39.836	167.6	39:36.526								
14	1	2:42.163 <span style="color: blue;">B</span>	42.079	1:12.520	47.564	155.5	42:18.689								
15	1	8:22.625	6:35.271	1:09.242	38.112	50.2	50:41.314								
16	1	2:37.847 <span style="color: blue;">B</span>	41.354	1:09.663	46.830	159.7	53:19.161								
17	1	6:27.724	4:41.475	1:08.783	37.466	65.0	59:46.885								
18	1	2:27.884	41.136	1:08.662	38.086	170.5	1:02:14.769								
<b>114</b> Racingteam Venray 1. Barry MAESSEN Vicora V8 SGT								16 1 2:46.435 45.345 1:19.297 41.793 151.5 42:53.267 17 1 2:33.202 <span style="color: green;">40.650</span> 1:11.623 40.929 164.6 45:26.469 18 1 2:31.009 41.366 1:10.728 38.915 167.0 47:57.478 19 1 2:28.848 40.761 1:09.692 38.395 169.4 50:26.326 20 1 3:03.773 <span style="color: blue;">B</span> 49.873 1:15.436 58.464 137.2 53:30.099							
1	1	2:49.925	46.129	1:22.366	41.430	148.4	2:49.925	16	1	2:28.956	40.525	1:08.268	40.163	169.3	51:21.500
2	1	2:32.312	42.794	1:11.114	38.404	165.5	5:22.237	17	1	2:25.942	40.514	1:07.772	37.656	172.8	53:47.442
3	1	2:30.836	42.292	1:10.568	37.976	167.2	7:53.073	18	1	2:28.217	42.816	1:08.093	37.308	170.1	56:15.659
4	1	<span style="color: green;">2:27.842</span>	40.829	<span style="color: green;">1:09.178</span>	37.835	170.5	10:20.915	19	1	2:25.106	40.342	1:07.605	37.159	173.8	58:40.765
5	1	2:31.599	40.922	1:10.039	40.638	166.3	12:52.514	20	1	2:28.437	40.719	1:10.015	37.703	169.9	1:01:09.202
6	1	2:33.242	43.299	1:10.814	39.129	164.5	15:25.756								
7	1	2:33.671	41.047	1:10.652	41.972	164.1	17:59.427								
8	1	2:43.983 <span style="color: blue;">B</span>	41.163	1:12.731	50.089	153.8	20:43.410								
9	1	4:25.715	2:34.881	1:11.317	39.517	94.9	25:09.125								
10	1	2:31.139	41.226	1:11.823	38.090	166.8	27:40.264								
11	1	2:31.123	41.712	1:11.212	38.199	166.8	30:11.387								
12	1	2:28.102	40.741	1:09.287	38.074	170.2	32:39.489								
13	1	2:29.991	40.860	1:10.661	38.470	168.1	35:09.480								
14	1	2:29.430	41.176	1:10.172	38.082	168.7	37:38.910								
15	1	2:27.922	40.947	1:09.231	<span style="color: green;">37.744</span>	170.5	40:06.832								
<b>117</b> Team Raceart 1. Roger GROUWELS 2. Robert DE GRAAFF Dodge Viper GT3-R SGT								16 1 2:46.435 45.345 1:19.297 41.793 151.5 42:53.267 17 1 2:33.202 <span style="color: green;">40.650</span> 1:11.623 40.929 164.6 45:26.469 18 1 2:31.009 41.366 1:10.728 38.915 167.0 47:57.478 19 1 2:28.848 40.761 1:09.692 38.395 169.4 50:26.326 20 1 3:03.773 <span style="color: blue;">B</span> 49.873 1:15.436 58.464 137.2 53:30.099							
1	1	3:19.770	1:09.062	1:25.669	45.039	126.2	3:19.770	16	1	2:46.435	45.345	1:19.297	41.793	151.5	42:53.267
2	1	2:51.872 <span style="color: blue;">B</span>	45.803	1:18.198	47.871	146.7	6:11.642	17	1	2:33.202	<span style="color: green;">40.650</span>	1:11.623	40.929	164.6	45:26.469
3	1	10:27.510	8:39.520	1:09.627	38.363	40.2	16:39.152	18	1	2:31.009	41.366	1:10.728	38.915	167.0	47:57.478
4	1	2:24.844	40.622	1:07.251	36.971	174.1	19:03.996	19	1	2:28.848	40.761	1:09.692	38.395	169.4	50:26.326
5	1	2:27.419	40.364	1:09.568	37.487	171.0	21:31.415	20	1	3:03.773 <span style="color: blue;">B</span>	49.873	1:15.436	58.464	137.2	53:30.099
6	1	2:26.796	40.316	1:07.727	38.753	171.8	23:58.211								
7	1	2:27.607	40.259	1:06.737	40.611	170.8	26:25.818								
8	1	2:28.291	40.247	1:10.018	38.026	170.0	28:54.109								
9	1	2:32.237	40.892	1:09.505	41.840	165.6	31:26.346								
10	1	<span style="color: green;">2:23.109</span>	40.286	1:06.522	<span style="color: green;">36.301</span>	176.2	33:49.455								
11	1	2:29.526 <span style="color: blue;">B</span>	<span style="color: green;">39.860</span>	<span style="color: green;">1:06.490</span>	43.176	168.6	36:18.981								
12	1	5:04.266	3:18.119	1:08.862	37.285	82.9	41:23.247								
13	1	2:32.518	40.864	1:10.426	41.228	165.3	43:55.765								
14	1	2:30.140	40.658	1:10.687	38.795	167.9	46:25.905								
15	1	2:26.639	40.802	1:08.218	37.619	171.9	48:52.544								
16	1	2:28.956	40.525	1:08.268	40.163	169.3	51:21.500								
17	1	2:25.942	40.514	1:07.772	37.656	172.8	53:47.442								
18	1	2:28.217	42.816	1:08.093	37.308	170.1	56:15.659								
19	1	2:25.106	40.342	1:07.605	37.159	173.8	58:40.765								






**SUPERCAR CHALLENGE**  
**SPA RACING FESTIVAL**  
**FREE PRACTICE 2**

**Analysis**

								<span style="color: green;">■</span> Personal Best <span style="color: purple;">■</span> Session Best <span style="color: blue;">■</span> Crossing the finish line in pit lane							
Lap	D	Time	Sector 1	Sector 2	Sector 3	Kph	Elapsed	Lap	D	Time	Sector 1	Sector 2	Sector 3	Kph	Elapsed
<b>138</b> <b>Balfe Motorsport</b> Ferrari 458 GT3 SGT 1. Shaun BALFE 2. Phil KEENE															
1	1	3:35.110	1:23.394	1:20.607	51.109	117.2	3:35.110	13	1	2:30.010	41.829	1:09.594	38.587	168.1	42:43.501
2	1	2:39.254	44.887	1:14.538	39.829	158.3	6:14.364	14	1	2:32.078	42.142	1:10.357	39.579	165.8	45:15.579
3	1	2:27.644	40.789	1:08.678	38.177	170.8	8:42.008	15	1	<span style="color: green;">2:28.821</span>	41.897	<span style="color: green;">1:08.480</span>	38.444	169.4	47:44.400
4	1	2:41.228B	41.042	1:09.791	50.395	156.4	11:23.236	16	1	2:31.062	41.864	1:10.409	38.789	166.9	50:15.462
5	1	5:03.417	3:04.066	1:17.584	41.767	83.1	16:26.653	17	1	2:30.580	<span style="color: green;">41.322</span>	1:09.667	39.591	167.4	52:46.042
6	1	2:35.613	40.725	1:11.297	43.591	162.0	19:02.266	18	1	2:30.819	41.806	1:08.952	40.061	167.2	55:16.861
7	1	2:46.257B	40.949	1:12.149	53.159	151.7	21:48.523	19	1	2:32.147	41.678	1:11.255	39.214	165.7	57:49.008
8	1	8:11.014	6:22.106	1:09.863	39.045	51.4	29:59.537	20	1	2:29.119	41.688	1:09.066	38.365	169.1	1:00:18.127
9	1	2:27.472	41.520	1:08.245	37.707	171.0	32:27.009								
10	1	2:25.867	40.813	1:06.536	38.518	172.9	34:52.876								
11	1	2:22.865	40.498	<span style="color: green;">1:06.111</span>	36.256	176.5	37:15.741								
12	1	2:33.646B	40.900	1:06.347	46.399	164.1	39:49.387								
13	1	8:29.439	6:46.383	1:06.339	36.717	49.5	48:18.826								
14	1	2:23.694	40.415	1:06.924	36.355	175.5	50:42.520								
15	1	2:26.067	40.552	1:08.487	37.028	172.6	53:08.587								
16	1	<span style="color: green;">2:22.669</span>	<span style="color: green;">40.302</span>	1:06.131	<span style="color: green;">36.236</span>	176.7	55:31.256								
17	1	2:34.411B	41.651	1:07.268	45.492	163.3	58:05.667								
<b>190</b> <b>Team Holbæk Pedersen</b> Aquila CR1 SGT 1. Dennis PEDERSEN															
1	1	34:53.191	...	1:20.611	44.153	12.0	34:53.191								
2	1	3:11.495B	48.225	1:23.445	59.825	131.7	38:04.686								
3	1	7:51.700	5:54.669	1:14.619	42.412	53.5	45:56.386								
4	1	<span style="color: green;">2:40.989</span>	45.012	1:14.410	<span style="color: green;">41.567</span>	156.6	48:37.375								
5	1	3:01.487B	<span style="color: green;">43.816</span>	<span style="color: green;">1:13.966</span>	1:03.705	138.9	51:38.862								
<b>193</b> <b>Nova Race GT3</b> Nissan GT-R GT3 SGT 1. Philippe STEVENY 2. Stephane BAILLY															
1	1	6:21.035	4:20.019	1:18.153	42.863	66.2	6:21.035								
2	1	2:45.736B	43.762	1:12.878	49.096	152.1	9:06.771								
3	1	5:06.129	3:12.937	1:12.841	40.351	82.4	14:12.900								
4	1	2:39.478	43.357	1:15.735	40.386	158.1	16:52.378								
5	1	2:36.228	42.968	1:13.479	39.781	161.4	19:28.606								
6	1	2:36.314	43.627	1:12.512	40.175	161.3	22:04.920								
7	1	2:36.367	43.324	1:12.803	40.240	161.2	24:41.287								
8	1	2:45.604B	42.455	1:13.393	49.756	152.3	27:26.891								
9	1	5:10.979	3:22.366	1:10.431	<span style="color: green;">38.182</span>	81.1	32:37.870								
10	1	2:32.741	41.971	1:10.734	40.036	165.1	35:10.611								
11	1	2:33.321	42.063	1:11.985	39.273	164.5	37:43.932								
12	1	2:29.559	42.026	1:09.345	38.188	168.6	40:13.491								
<b>202</b> <b>GT3 Racing</b> Dodge Viper GT3 GT 1. Craig WILKENS 2. Aaron SCOTT															
1	1	3:50.581	1:40.326	1:25.074	45.181	109.4	3:50.581								
2	1	2:48.944	46.815	1:18.704	43.425	149.2	6:39.525								
3	1	2:33.849	43.521	1:11.971	38.357	163.9	9:13.374								
4	1	<span style="color: green;">2:27.749</span>	41.337	<span style="color: green;">1:08.412</span>	<span style="color: green;">38.000</span>	170.7	11:41.123								
5	1	3:00.985B	46.733	1:18.808	55.444	139.3	14:42.108								
6	1	5:04.149	3:12.145	1:13.085	38.919	82.9	19:46.257								
7	1	2:30.315	41.745	1:10.477	38.093	167.7	22:16.572								
8	1	2:33.557	44.542	1:10.916	38.099	164.2	24:50.129								
9	1	2:30.488	41.129	1:09.979	39.380	167.5	27:20.617								
10	1	2:41.465B	41.332	1:09.868	50.265	156.2	30:02.082								
11	1	7:51.853	6:00.426	1:11.524	39.903	53.4	37:53.935								
12	1	2:29.714	41.165	1:10.100	38.449	168.4	40:23.649								
13	1	2:30.410	41.257	1:09.778	39.375	167.6	42:54.059								
14	1	2:50.484B	41.131	1:11.065	58.288	147.9	45:44.543								
15	1	5:04.184	3:12.117	1:13.926	38.141	82.9	50:48.727								
16	1	3:06.946B	<span style="color: green;">40.923</span>	1:24.718	1:01.305	134.9	53:55.673								
<b>215</b> <b>Radical Benelux</b> Radical RXC 2.7 V8 GT 1. Henk THUIS															
1	1	3:11.929	1:02.313	1:23.642	45.974	131.4	3:11.929								
2	1	2:35.065	43.686	1:12.059	39.320	162.6	5:46.994								
3	1	2:28.785	42.857	1:08.310	37.618	169.5	8:15.779								
4	1	2:32.825	46.116	1:08.172	38.537	165.0	10:48.604								
5	1	2:28.612	42.164	1:08.215	38.233	169.7	13:17.216								
6	1	2:41.669B	42.348	1:08.910	50.411	156.0	15:58.885								
7	1	10:55.952	9:08.740	1:09.309	37.903	38.4	26:54.837								
8	1	2:38.804B	42.590	1:09.420	46.794	158.8	29:33.641								
9	1	3:32.612	1:41.348	1:13.030	38.234	118.6	33:06.253								
10	1	<span style="color: green;">2:27.587</span>	42.177	<span style="color: green;">1:07.913</span>	<span style="color: green;">37.497</span>	170.8	35:33.840								
11	1	2:50.160B	<span style="color: green;">42.044</span>	1:12.686	55.430	148.2	38:24.000								
12	1	8:44.493	6:53.389	1:12.322	38.782	48.1	47:08.493								
13	1	2:31.977	43.419	1:09.330	39.228	165.9	49:40.470								
14	1	2:51.413B	46.222	1:12.198	52.993	147.1	52:31.883								
<b>229</b> <b>GT3 Racing Lingewaal</b> Porsche GT3 RS GT 1. Jack ROZENDAAL															
1	1	3:33.719	1:07.200	1:36.201	50.318	118.0	3:33.719								
2	1	3:11.537	52.484	1:31.475	47.578	131.6	6:45.256								
3	1	2:53.448	48.213	1:22.302	42.933	145.4	9:38.704								
4	1	2:45.908	45.386	1:18.950	41.572	152.0	12:24.612								
5	1	2:44.946	<span style="color: green;">45.142</span>	1:17.409	42.395	152.9	15:09.558								
6	1	2:45.165	45.182	1:18.161	41.822	152.7	17:54.723								
7	1	2:44.996	45.271	1:16.240	43.485	152.8	20:39.719								
8	1	<span style="color: green;">2:42.387</span>	45.793	<span style="color: green;">1:15.116</span>	<span style="color: green;">41.478</span>	155.3	23:22.106								
9	1	3:14.058B	50.798	1:23.964	59.296	129.9	26:36.164								




**SUPERCAR CHALLENGE**  
**SPA RACING FESTIVAL**  
**FREE PRACTICE 2**

**Analysis**

Personal Best Session Best B Crossing the finish line in pit lane


Lap	D	Time	Sector 1	Sector 2	Sector 3	Kph	Elapsed	Lap	D	Time	Sector 1	Sector 2	Sector 3	Kph	Elapsed								
<b>258</b> Curbstone FMA Racing 1. Patrick VAN GLABEKE 2. Frédérique JONCKHERE Ferrari 458 GT3 GT								14	1	2:46.625 B	44.366	1:11.791	50.468	151.3	39:35.237	15	1	6:56.306	5:01.279	1:12.791	42.236	60.6	46:31.543
1	1	2:55.860	47.300	1:23.775	44.785	143.4	2:55.860	16	1	2:35.873	43.705	1:12.554	<b>39.614</b>	161.8	49:07.416								
2	1	2:31.925	43.631	1:10.008	38.286	166.0	5:27.785	17	1	2:36.494	43.043	1:13.612	39.839	161.1	51:43.910								
3	1	2:30.245	42.246	1:10.269	37.730	167.8	7:58.030	18	1	2:35.311	42.981	1:12.672	39.658	162.3	54:19.221								
4	1	2:32.452	43.649	1:10.524	38.279	165.4	10:30.482	19	1	2:34.769	42.993	1:12.147	39.629	162.9	56:53.990								
5	1	2:29.805	43.354	1:08.703	37.748	168.3	13:00.287	20	1	2:34.635	42.968	1:11.750	39.917	163.1	59:28.625								
6	1	2:42.344 B	44.821	1:10.818	46.705	155.3	15:42.631	21	1	2:37.414	43.269	1:13.855	40.290	160.2	1:02:06.039								
7	1	4:18.100	2:27.110	1:11.066	39.924	97.7	20:00.731																
8	1	2:38.345 B	42.994	1:10.031	45.320	159.2	22:39.076																
9	1	4:25.754	2:36.884	1:10.297	38.573	94.9	27:04.830																
10	1	2:28.160	42.617	1:08.557	<b>36.986</b>	170.2	29:32.990																
11	1	<b>2:26.444</b>	41.531	1:07.701	37.212	172.2	31:59.434																
12	1	2:26.790	<b>41.339</b>	<b>1:07.022</b>	38.429	171.8	34:26.224																
13	1	2:41.851 B	41.588	1:09.043	51.220	155.8	37:08.075																
<b>303</b> Van Berlo Racing 1. Marcel VAN BERLO Porsche 997 Cup GTB																							
1	1	3:09.539	54.946	1:28.549	46.044	133.0	3:09.539																
2	1	2:41.583	45.692	1:15.324	40.567	156.0	5:51.122																
3	1	2:35.190	43.889	1:11.948	39.353	162.5	8:26.312																
4	1	<b>2:33.698</b>	<b>43.019</b>	<b>1:11.343</b>	39.336	164.0	11:00.010																
5	1	2:34.209	43.183	1:11.868	<b>39.158</b>	163.5	13:34.219																
6	1	2:38.512	46.276	1:11.985	40.251	159.1	16:12.731																
7	1	2:48.185 B	43.550	1:14.477	50.158	149.9	19:00.916																
8	1	3:52.009	1:57.916	1:14.252	39.841	108.7	22:52.925																
9	1	2:36.270	43.737	1:12.419	40.114	161.3	25:29.195																
10	1	2:37.409	43.572	1:12.778	41.059	160.2	28:06.604																
11	1	3:01.984	44.055	1:35.519	42.410	138.6	31:08.588																
12	1	2:41.016	44.306	1:14.479	42.231	156.6	33:49.604																
13	1	2:37.435	43.725	1:13.465	40.245	160.2	36:27.039																
14	1	2:36.941	43.979	1:12.811	40.151	160.7	39:03.980																
15	1	2:37.404	43.881	1:13.189	40.334	160.2	41:41.384																
16	1	2:37.814	44.101	1:13.203	40.510	159.8	44:19.198																
17	1	2:40.991	44.069	1:14.293	42.629	156.6	47:00.189																
18	1	2:42.329	45.618	1:14.682	42.029	155.3	49:42.518																
19	1	2:53.657 B	45.330	1:16.074	52.253	145.2	52:36.175																
20	1	3:52.749	1:54.861	1:17.088	40.800	108.3	56:28.924																
21	1	2:44.664	45.998	1:15.556	43.110	153.1	59:13.588																
22	1	2:43.829	44.410	1:16.752	42.667	153.9	1:01:57.417																
<b>306</b> Day-V-Tec 1. Max KOEBOLT Corvette GT4 GTB																							
1	1	4:56.937	2:34.946	1:29.354	52.637	84.9	4:56.937																
2	1	3:08.435	57.290	1:24.572	46.573	133.8	8:05.372																
3	1	2:40.275	45.485	1:13.122	41.668	157.3	10:45.647																
4	1	2:35.872	43.691	1:12.539	39.642	161.8	13:21.519																
5	1	2:39.455	43.405	1:11.285	44.765	158.1	16:00.974																
6	1	2:36.939	44.148	1:12.337	40.454	160.7	18:37.913																
7	1	2:36.052	<b>42.895</b>	1:11.538	41.619	161.6	21:13.965																
8	1	2:34.867	43.502	1:11.308	40.057	162.8	23:48.832																
9	1	2:36.810	43.100	<b>1:10.955</b>	42.755	160.8	26:25.642																
10	1	2:34.376	43.353	1:11.082	39.941	163.3	29:00.018																
11	1	2:35.876	43.642	1:12.021	40.213	161.8	31:35.894																
12	1	2:38.367	44.853	1:13.543	39.971	159.2	34:14.261																
13	1	<b>2:34.351</b>	43.116	1:11.430	39.805	163.4	36:48.612																
<b>309</b> Topper Team 1. Dirk SCHULZ Porsche 997 GT3 GTB																							
1	1	3:41.142	1:26.779	1:28.489	45.874	114.0	3:41.142																
2	1	2:53.651	47.226	1:22.261	44.164	145.2	6:34.793																
3	1	2:47.811	46.716	1:18.666	42.429	150.3	9:22.604																
4	1	2:54.327 B	46.813	1:18.631	48.883	144.6	12:16.931																
5	1	3:35.669	1:33.030	1:18.777	43.862	116.9	15:52.600																
6	1	2:46.639	45.935	1:17.533	43.171	151.3	18:39.239																
7	1	2:50.795	47.713	1:20.120	42.962	147.6	21:30.034																
8	1	2:47.267	46.717	1:17.632	42.918	150.7	24:17.301																
9	1	2:45.288	46.296	1:17.151	41.841	152.5	27:02.589																
10	1	2:43.404	45.368	1:16.384	41.652	154.3	29:45.993																
11	1	<b>2:42.540</b>	<b>45.136</b>	<b>1:15.766</b>	<b>41.638</b>	155.1	32:28.533																
12	1	2:45.528	45.710	1:18.074	41.744	152.3	35:14.061																
13	1	2:48.976	46.913	1:19.226	42.837	149.2	38:03.037																
14	1	2:49.355	45.732	1:16.961	46.662	148.9	40:52.392																
15	1	2:45.617	46.618	1:16.732	42.267	152.2	43:38.009																
16	1	2:46.904	45.960	1:18.698	42.246	151.1	46:24.913																
17	1	2:48.284	48.064	1:17.850	42.370	149.8	49:13.197																
18	1	2:46.277	46.206	1:16.665	43.406	151.6	51:59.474																
19	1	3:22.176 B	46.342	1:29.475	1:06.359	124.7	55:21.650																
<b>315</b> Vanderey Racing 1. Miguel VANDEREY 2. Angélique DETAVENIER Porsche 997 GT3 Cup GTB																							
1	1	3:37.503	1:31.863	1:21.397	44.243	115.9	3:37.503																
2	1	2:59.787 B	47.326	1:18.737	53.724	140.2	6:37.290																
3	1	6:36.841	4:38.577	1:16.191	42.073	63.5	13:14.131																
4	1	2:38.858	43.988	1:14.137	40.733	158.7	15:52.989																
5	1	3:45.067 B	44.984	2:05.077	55.006	112.0	19:38.056																
6	1	4:03.121	2:03.386	1:15.932	43.803	103.7	23:41.177																
7	1	2:56.499 B	44.702	1:15.578	56.219	142.9	26:37.676																
8	1	5:35.759	3:40.357	1:14.200	41.202	75.1	32:13.435																
9	1	2:41.622	47.199	1:13.339	41.084	156.0	34:55.057																
10	1	3:16.062	45.887	1:15.456	1:14.719	128.6	38:11.119																
11	1	2:55.409 B	46.012	1:18.582	50.815	143.7	41:06.528																
12	1	11:29.906	9:25.083	1:24.438	40.385	36.5	52:36.434																
13	1	<b>2:36.490</b>	<b>44.422</b>	<b>1:12.333</b>	<b>39.735</b>	161.1	55:12.924																
14	1	2:37.749	<b>43.550</b>	1:13.714	40.485	159.8	57:50.673																
15	1	2:45.240 B	44.844	1:12.953	47.443	152.6	1:00:35.913																
<b>321</b> JR Motorsport 1. Steve VANBELLINGEN 2. Ward SLUYS BMW M4 Silhouette GTB																							
1	1	3:21.608	1:11.545	1:25.185	44.878	125.1	3:21.608																
2	1	2:47.599	47.310	1:19.005	41.284	150.4	6:09.207																
3	1	2:36.305	43.991	1:12.960	39.354	161.3	8:45.512																
4	1	2:35.098	43.291	1:11.876	39.931	162.6	11:20.610																
5	1	2:33.389	43.320	1:10.983	39.086	164.4	13:53.999																



**SUPERCAR CHALLENGE  
SPA RACING FESTIVAL  
FREE PRACTICE 2**

**Analysis**


Personal Best							Session Best							B Crossing the finish line in pit lane									
Lap	D	Time	Sector 1	Sector 2	Sector 3	Kph	Elapsed	Lap	D	Time	Sector 1	Sector 2	Sector 3	Kph	Elapsed	Lap	D	Time	Sector 1	Sector 2	Sector 3	Kph	Elapsed
<b>330 AKF Motorsport</b> Renault Megane Trophy GTB 1.Oliver FREYMUTH																							
1	1	4:11.914	2:03.309	1:24.768	43.837	100.1	4:11.914	1	1	3:54.697	1:42.410	1:26.304	45.983	107.4	3:54.697	1	1	3:54.697	1:42.410	1:26.304	45.983	107.4	3:54.697
2	1	2:38.209	45.021	1:12.490	40.698	159.4	6:50.123	2	1	3:03.643 B	46.619	1:21.518	55.506	137.3	6:58.340	2	1	3:03.643 B	46.619	1:21.518	55.506	137.3	6:58.340
3	1	2:35.885	44.327	1:11.859	39.699	161.7	9:26.008	3	1	11:00.957	8:57.292	1:19.268	44.397	38.1	17:59.297	3	1	11:00.957	8:57.292	1:19.268	44.397	38.1	17:59.297
4	1	2:41.082	46.527	1:13.698	40.857	156.5	12:07.090	4	1	2:40.575	43.242	1:13.982	43.351	157.0	20:39.872	4	1	2:40.575	43.242	1:13.982	43.351	157.0	20:39.872
5	1	2:44.763 B	45.219	1:12.060	47.484	153.0	14:51.853	5	1	2:37.803	44.624	1:12.981	40.198	159.8	23:17.675	5	1	2:37.803	44.624	1:12.981	40.198	159.8	23:17.675
6	1	4:49.466	2:55.986	1:11.808	41.672	87.1	19:41.319	6	1	2:34.945	42.894	1:12.331	39.720	162.7	25:52.620	6	1	2:34.945	42.894	1:12.331	39.720	162.7	25:52.620
7	1	2:34.555	44.009	1:10.959	39.587	163.1	22:15.874	7	1	2:50.799 B	43.934	1:14.935	51.930	147.6	28:43.419	7	1	2:50.799 B	43.934	1:14.935	51.930	147.6	28:43.419
8	1	2:44.619 B	44.826	1:12.766	47.027	153.2	25:00.493	8	1	8:01.719	6:07.979	1:12.968	40.772	52.3	36:45.138	8	1	8:01.719	6:07.979	1:12.968	40.772	52.3	36:45.138
9	1	12:06.670	...	1:12.019	40.080	34.7	37:07.163	9	1	2:37.712	42.958	1:12.105	42.649	159.9	39:22.850	9	1	2:37.712	42.958	1:12.105	42.649	159.9	39:22.850
10	1	2:35.138	44.272	1:11.258	39.608	162.5	39:42.301	10	1	2:34.924	42.919	1:12.025	39.980	162.8	41:57.774	10	1	2:34.924	42.919	1:12.025	39.980	162.8	41:57.774
11	1	2:37.281	44.291	1:11.479	41.511	160.3	42:19.582	11	1	2:35.491	42.411	1:12.505	40.575	162.2	44:33.265	11	1	2:35.491	42.411	1:12.505	40.575	162.2	44:33.265
12	1	2:36.527	44.530	1:11.675	40.322	161.1	44:56.109	12	1	2:52.799 B	46.337	1:13.342	53.120	145.9	47:26.064	12	1	2:52.799 B	46.337	1:13.342	53.120	145.9	47:26.064
13	1	2:35.363	44.412	1:11.189	39.762	162.3	47:31.472	13	1	6:21.210	4:26.931	1:13.348	40.931	66.1	53:47.274	13	1	6:21.210	4:26.931	1:13.348	40.931	66.1	53:47.274
14	1	2:49.813 B	48.015	1:11.934	49.864	148.5	50:21.285	14	1	2:38.916	43.848	1:15.587	39.481	158.7	56:26.190	14	1	2:38.916	43.848	1:15.587	39.481	158.7	56:26.190
<b>333 Backdraft Motorsport</b> Lamborghini Gallardo GTB 1.Fiona JAMES																							
1	1	10:38.058	8:29.430	1:23.092	45.536	39.5	10:38.058	1	1	2:38.707	45.630	1:12.658	40.419	158.9	13:16.765	1	1	2:38.707	45.630	1:12.658	40.419	158.9	13:16.765
2	1	2:43.270	45.576	1:12.251	45.443	154.4	16:00.035	2	1	2:46.870	48.486	1:16.077	42.307	151.1	12:11.758	2	1	2:46.870	48.486	1:16.077	42.307	151.1	12:11.758
3	1	2:53.379 B	44.418	1:12.754	56.207	145.4	18:53.414	3	1	2:44.407	46.174	1:16.349	41.884	153.4	14:56.165	3	1	2:44.407	46.174	1:16.349	41.884	153.4	14:56.165
4	1	5:16.774 B	3:12.258	1:13.188	51.328	79.6	24:10.188	4	1	2:53.215 B	46.122	1:15.663	51.430	145.6	17:49.380	4	1	2:53.215 B	46.122	1:15.663	51.430	145.6	17:49.380
5	1	7:32.373	5:22.285	1:25.608	44.480	55.7	31:42.561	5	1	4:21.211	2:23.377	1:16.289	41.545	96.5	22:10.591	5	1	4:21.211	2:23.377	1:16.289	41.545	96.5	22:10.591
6	1	2:40.493	44.892	1:15.126	40.475	157.1	34:23.054	6	1	2:41.529	46.133	1:14.493	40.903	156.1	24:52.120	6	1	2:41.529	46.133	1:14.493	40.903	156.1	24:52.120
7	1	2:47.016 B	44.043	1:13.226	49.747	151.0	37:10.070	7	1	2:40.700	46.057	1:14.053	40.590	156.9	27:32.820	7	1	2:40.700	46.057	1:14.053	40.590	156.9	27:32.820
8	1	4:05.334	2:11.660	1:11.758	41.916	102.8	41:15.404	8	1	2:41.481	45.126	1:14.665	41.690	156.1	30:14.301	8	1	2:41.481	45.126	1:14.665	41.690	156.1	30:14.301
9	1	2:49.990 B	44.237	1:12.228	53.525	148.3	44:05.394	9	1	2:52.781 B	46.716	1:14.752	51.313	145.9	33:07.082	9	1	2:52.781 B	46.716	1:14.752	51.313	145.9	33:07.082
10	1	2:49.990 B	44.237	1:12.228	53.525	148.3	44:05.394	10	1	6:17.061	4:13.189	1:19.153	44.719	66.9	39:24.143	10	1	6:17.061	4:13.189	1:19.153	44.719	66.9	39:24.143
11	1	2:42.855	45.666	1:16.317	40.872	154.8	42:06.998	11	1	2:42.855	45.666	1:16.317	40.872	154.8	42:06.998	11	1	2:42.855	45.666	1:16.317	40.872	154.8	42:06.998
12	1	2:50.644 B	45.458	1:14.528	50.658	147.8	44:57.642	12	1	2:50.644 B	45.458	1:14.528	50.658	147.8	44:57.642	12	1	2:50.644 B	45.458	1:14.528	50.658	147.8	44:57.642
<b>334 Backdraft Motorsport</b> Lamborghini Gallardo GTB 1.Simon ATKINSON																							
1	1	10:48.723	8:34.042	1:26.770	47.911	38.9	10:48.723	1	1	11:44.989 B	9:10.077	1:35.239	59.673	35.8	11:44.989	1	1	11:44.989 B	9:10.077	1:35.239	59.673	35.8	11:44.989
2	1	3:09.096 B	52.349	1:20.007	56.740	133.3	13:57.819	2	1	5:33.328	3:31.717	1:18.470	43.141	75.6	17:18.317	2	1	5:33.328	3:31.717	1:18.470	43.141	75.6	17:18.317
3	1	5:52.536	3:55.386	1:15.276	41.874	71.5	19:50.355	3	1	2:43.327	46.519	1:15.559	41.249	154.4	20:01.644	3	1	2:43.327	46.519	1:15.559	41.249	154.4	20:01.644
4	1	2:39.689	44.806	1:14.437	40.446	157.9	22:30.044	4	1	2:56.484 B	45.230	1:14.761	56.493	142.9	22:58.128	4	1	2:56.484 B	45.230	1:14.761	56.493	142.9	22:58.128
5	1	2:50.501 B	45.358	1:12.834	52.309	147.9	25:20.545	5	1	10:31.420 B	8:06.010	1:28.117	57.293	39.9	33:29.548	5	1	10:31.420 B	8:06.010	1:28.117	57.293	39.9	33:29.548
6	1	5:10.063	3:15.226	1:14.398	40.439	81.3	30:30.608	6	1	2:56.484 B	45.230	1:14.761	56.493	142.9	22:58.128	6	1	2:56.484 B	45.230	1:14.761	56.493	142.9	22:58.128
7	1	2:38.195	43.963	1:14.487	39.745	159.4	33:08.803	7	1	2:43.327	46.519	1:15.559	41.249	154.4	20:01.644	7	1	2:43.327	46.519	1:15.559	41.249	154.4	20:01.644
8	1	2:35.556	43.740	1:12.253	39.563	162.1	35:44.359	8	1	2:56.484 B	45.230	1:14.761	56.493	142.9	22:58.128	8	1	2:56.484 B	45.230	1:14.761	56.493	142.9	22:58.128
<b>347 FMA Racing</b> Ferrari Challenge Evoluzione GTB 1.Thierry VERSTRAETE 2.Nicolas VAN DIERENDONCK																							
1	1	3:54.697	1:42.410	1:26.304	45.983	107.4	3:54.697	1	1	2:36.393	45.455	1:11.472	39.466	161.2	38:20.752	1	1	2:36.393	45.455	1:11.472	39.466	161.2	38:20.752
2	1	3:03.643 B	46.619	1:21.518	55.506	137.3	6:58.340	2	1	2:59.041 B	43.516	1:19.932	55.593	140.8	41:19.793	2	1	2:59.041 B	43.516	1:19.932	55.593	140.8	41:19.793
3	1	11:00.957	8:57.292	1:19.268	44.397	38.1	17:59.297	3	1	8:29.040	6:35.551	1:13.935	39.554	49.5	49:48.833	3	1	8:29.040	6:35.551	1:13.935	39.554	49.5	49:48.833
4	1	2:40.575	43.242	1:13.982	43.351	157.0	20:39.872	4	1	2:36.589	44.695	1:12.388	39.506	161.0	52:25.422	4	1	2:36.589	44.695	1:12.388	39.506	161.0	52:25.422
5	1	2:37.803	44.624	1:12.981	40.198	159.8	23:17.675	5	1	2:34.383	43.857	1:11.063	39.463	163.3	54:59.805	5	1	2:34.383	43.857	1:11.063	39.463	163.3	54:59.805
6	1	2:34.945	42.894	1:12.331	39.720	162.7	25:52.620	6	1	2:35.074	44.032	1:11.773	39.269	162.6	57:34.879	6	1	2:35.074	44.032	1:11.773	39.269	162.6	57:34.879
7	1	2:50.799 B	43.934	1:14.935	51.930	147.6	28:43.419	7	1	2:35.389	44.119	1:11.230	40.040	162.3	1:00:10.268	7	1	2:35.389	44.119	1:11.230	40.040	162.3	1:00:10.268
8	1	8:01.719	6:07.979	1:12.968	40.772	52.3	36:45.138	8	1	2:35.389	44.119	1:11.230	40.040	162.3	1:00:10.268	8	1	2:35.389	44.119	1:11.230	40.040	162.3	1:00:10.268
9	1	2:37.712	42.958	1:12.105	42.649	159.9	39:22.850	9	1	2:35.389	44.119	1:11.230	40.040	162.3	1:00:10.268	9	1	2:35.389	44.119	1:11.230	40.040	162.3	1:00:10.268
10	1	2:34.924	42.919	1:12.025	39.980	162.8	41:57.774	10	1	2:35.389	44.119	1:11.230	40.040	162.3	1:00:10.268	10	1	2:35.389	44.119	1:11.230	40.040	162.3	1:00:10.268
11	1	2:35.491	42.411	1:12.505	40.575	162.2	44:33.265	11	1	2:35.389	44.119	1:11.230	40.040	162.3	1:00:								



**SUPERCAR CHALLENGE  
SPA RACING FESTIVAL  
FREE PRACTICE 2**

**Analysis**

							Personal Best		Session Best		B Crossing the finish line in pit lane				
Lap	D	Time	Sector 1	Sector 2	Sector 3	Kph	Elapsed	Lap	D	Time	Sector 1	Sector 2	Sector 3	Kph	Elapsed
<b>409</b> JR Motorsport BMW E46 M3 GTR 1. Dennis DE GROOT SSP 2. Bas SCHOUTEN															
1	1	3:46.863 B	1:24.887	1:24.999	56.977	111.1	3:46.863								
2	1	9:11.858	7:15.914	1:14.789	41.155	45.7	12:58.721								
3	1	2:40.014	47.688	1:11.751	40.575	157.6	15:38.735								
4	1	2:36.492	45.189	1:10.605	40.698	161.1	18:15.227								
5	1	2:37.004	45.672	1:10.714	40.618	160.6	20:52.231								
6	1	2:36.923	44.937	1:10.365	41.621	160.7	23:29.154								
7	1	2:51.568 B	45.553	1:11.930	54.085	147.0	26:20.722								
8	1	6:27.309	4:29.174	1:15.773	42.362	65.1	32:48.031								
9	1	2:48.950 B	47.409	1:13.038	48.503	149.2	35:36.981								
10	1	5:02.896	3:07.372	1:12.983	42.541	83.2	40:39.877								
11	1	2:41.940	46.590	1:13.668	41.682	155.7	43:21.817								
12	1	2:39.298	46.785	1:11.553	40.960	158.3	46:01.115								
13	1	2:40.270	45.863	1:13.152	41.255	157.3	48:41.385								
14	1	2:58.969 B	48.052	1:15.729	55.188	140.9	51:40.354								
<b>411</b> Van Herck Racing Mazda 3 1. Werner VAN HERCK SSP															
1	1	3:08.265	57.886	1:25.861	44.518	133.9	3:08.265								
2	1	3:39.706 B	46.083	1:38.597	1:15.026	114.8	6:47.971								
<b>412</b> Munckhof Racing/ vd Plas Racing BMW Z4 1. Eric VAN DEN MUNCKHOF SSP															
1	1	3:10.889	55.729	1:29.455	45.705	132.1	3:10.889								
2	1	2:49.655	47.860	1:18.317	43.478	148.6	6:00.544								
3	1	2:44.708	46.678	1:16.175	41.855	153.1	8:45.252								
4	1	2:40.490	45.633	1:13.872	40.985	157.1	11:25.742								
5	1	3:36.559 B	45.374	1:54.061	57.124	116.4	15:02.301								
6	1	8:26.789	6:29.101	1:15.086	42.602	49.8	23:29.090								
7	1	2:44.988	46.669	1:15.238	43.081	152.8	26:14.078								
8	1	2:39.731	45.876	1:12.953	40.902	157.9	28:53.809								
9	1	2:42.853	45.062	1:15.353	42.438	154.8	31:36.662								
10	1	2:52.795 B	45.558	1:15.205	52.032	145.9	34:29.457								
11	1	4:04.447	2:09.076	1:13.499	41.872	103.1	38:33.904								
12	1	2:41.250	45.552	1:13.697	42.001	156.4	41:15.154								
13	1	2:41.614	45.469	1:13.206	42.939	156.0	43:56.768								
14	1	2:39.223	44.868	1:13.214	41.141	158.4	46:35.991								
15	1	2:39.502	44.950	1:12.834	41.718	158.1	49:15.493								
<b>416</b> JR Motorsport BMW 132 GTR 1. Leon ZAPPEIJ SSP 2. Michael VERHAGEN															
1	1	3:42.510 B	1:16.862	1:28.142	57.506	113.3	3:42.510								
2	1	6:15.640	4:12.220	1:18.207	45.213	67.1	9:58.150								
3	1	3:00.936 B	51.388	1:17.119	52.429	139.4	12:59.086								
4	1	7:40.610	5:39.588	1:16.217	44.805	54.7	20:39.696								
5	1	2:47.132	48.719	1:15.553	42.860	150.9	23:26.828								
6	1	2:47.698	47.784	1:16.083	43.831	150.4	26:14.526								
7	1	2:46.753	47.575	1:15.879	43.299	151.2	29:01.279								
8	1	2:54.450 B	47.167	1:15.770	51.513	144.5	31:55.729								
9	1	6:08.833	4:04.522	1:20.976	43.335	68.4	38:04.562								
10	1	2:45.822	46.987	1:15.643	43.192	152.1	40:50.384								
11	1	2:42.093	46.848	1:13.841	41.404	155.6	43:32.477								
12	1	2:46.539	49.247	1:14.893	42.399	151.4	46:19.016								
13	1	2:43.839	47.750	1:13.706	42.383	153.9	49:02.855								
14	1	2:53.895 B	47.145	1:15.940	50.810	145.0	51:56.750								
<b>417</b> NMT Racing BMW M3 GT4 1. Tristan BOORSMA SSP															
1	1	3:24.901	1:15.850	1:26.870	42.181	123.1	3:24.901								
2	1	2:39.813	45.664	1:13.594	40.555	157.8	6:04.714								
3	1	2:37.240	45.015	1:12.031	40.194	160.4	8:41.954								
4	1	2:36.946	45.116	1:11.586	40.244	160.7	11:18.900								
5	1	2:44.389 B	45.153	1:11.960	47.276	153.4	14:03.289								
6	1	4:14.132	2:21.991	1:11.941	40.200	99.2	18:17.421								
7	1	2:38.056	44.817	1:12.659	40.580	159.5	20:55.477								
8	1	2:37.218	44.909	1:11.877	40.432	160.4	23:32.695								
9	1	2:40.362	45.380	1:13.453	41.529	157.2	26:13.057								
10	1	2:37.604	45.164	1:12.181	40.259	160.0	28:50.661								
11	1	2:38.719	45.407	1:12.789	40.523	158.9	31:29.380								
12	1	2:38.609	45.228	1:12.626	40.755	159.0	34:07.989								
13	1	2:38.641	45.152	1:12.920	40.569	158.9	36:46.630								
14	1	2:38.205	44.878	1:12.622	40.705	159.4	39:24.835								
15	1	2:48.190 B	45.211	1:14.131	48.848	149.9	42:13.025								
16	1	4:12.921	2:17.894	1:14.087	40.940	99.7	46:25.946								
17	1	2:39.232	44.993	1:13.388	40.851	158.3	49:05.178								
18	1	2:41.138	44.794	1:15.404	40.940	156.5	51:46.316								
19	1	3:07.216 B	49.279	1:24.241	53.696	134.7	54:53.532								
<b>423</b> Spork Racing Team Seat Leon Supercopa 1. Jimmy ADRIAENSENS SSP 2. Philippe VAN RIEL															
1	1	3:04.765	53.014	1:25.099	46.652	136.5	3:04.765								
2	1	2:56.483	49.848	1:21.977	44.658	142.9	6:01.248								
3	1	2:52.363	49.749	1:17.966	44.648	146.3	8:53.611								
4	1	3:01.185 B	48.738	1:16.611	55.836	139.2	11:54.796								
5	1	6:18.774	3:55.791	1:32.251	50.732	66.6	18:13.570								
6	1	3:05.516	53.744	1:23.819	47.953	135.9	21:19.086								
7	1	2:57.791	50.766	1:20.269	46.756	141.8	24:16.877								
8	1	2:55.082	50.520	1:18.532	46.030	144.0	27:11.959								
9	1	2:55.775	50.922	1:18.897	45.956	143.4	30:07.734								
10	1	2:52.626	49.462	1:18.119	45.045	146.1	33:00.360								
11	1	2:52.554	48.860	1:18.709	44.985	146.1	35:52.914								



**SUPERCAR CHALLENGE**  
**SPA RACING FESTIVAL**  
**FREE PRACTICE 2**

**Analysis**

Personal Best    Session Best    B Crossing the finish line in pit lane

Lap	D	Time	Sector 1	Sector 2	Sector 3	Kph	Elapsed	Lap	D	Time	Sector 1	Sector 2	Sector 3	Kph	Elapsed
12	1	3:05.571 B	49.287	1:18.007	58.277	135.9	38:58.485	14	1	2:46.066	47.416	1:14.961	43.689	151.8	45:27.467
13	1	6:36.874	4:24.603	1:26.432	45.839	63.5	45:35.359	15	1	2:43.505	47.080	1:13.966	42.459	154.2	48:10.972
14	1	2:58.019 B	49.318	1:16.343	52.358	141.6	48:33.378	16	1	2:46.681	48.016	1:15.228	43.437	151.3	50:57.653
15	1	4:09.179	2:09.050	1:17.063	43.066	101.2	52:42.557	17	1	2:59.942 B	48.284	1:16.371	55.287	140.1	53:57.595
16	1	2:44.863	47.440	1:14.415	43.008	152.9	55:27.420								
17	1	2:47.972	49.141	1:14.605	44.226	150.1	58:15.392								
18	1	2:46.687	48.384	1:15.305	42.998	151.3	1:01:02.079								

**424** Speedtec Motorsport    Speedtec Zilhouette SSP

1. Peter VAN VLIET  
2. Nico VAN VLIET

1	1	4:09.805	2:06.191	1:20.746	42.868	100.9	4:09.805
2	1	2:43.990	47.274	1:14.251	42.465	153.8	6:53.795
3	1	2:45.338	47.056	1:15.808	42.474	152.5	9:39.133
4	1	2:42.984	46.641	1:14.499	41.844	154.7	12:22.117
5	1	2:44.141	46.934	1:15.327	41.880	153.6	15:06.258
6	1	2:54.051 B	47.058	1:15.782	51.211	144.9	18:00.309
7	1	4:55.465	2:54.092	1:18.023	43.350	85.3	22:55.774
8	1	2:41.409	45.983	1:13.668	41.758	156.2	25:37.183
9	1	2:40.665	46.282	1:12.675	41.708	156.9	28:17.848
10	1	3:10.771 B	52.375	1:20.781	57.615	132.2	31:28.619
11	1	7:00.633	5:01.296	1:15.821	43.516	59.9	38:29.252
12	1	2:41.861	46.723	1:13.216	41.922	155.8	41:11.113
13	1	2:39.553	45.874	1:12.362	41.317	158.0	43:50.666
14	1	2:42.007	46.045	1:14.277	41.685	155.6	46:32.673
15	1	2:40.947	45.848	1:13.286	41.813	156.7	49:13.620
16	1	3:02.949 B	52.829	1:16.141	53.979	137.8	52:16.569
17	1	7:25.193 B	5:00.980	1:21.360	1:02.853	56.6	59:41.762

**426** Team Compak Ramps    Seat Leon Supercopa SSP

1. Lee ALLEN

1	1	3:34.392	1:32.221	1:18.914	43.257	117.6	3:34.392
2	1	2:43.178	46.385	1:15.936	40.857	154.5	6:17.570
3	1	2:38.473	45.841	1:12.087	40.545	159.1	8:56.043
4	1	2:37.600	45.245	1:11.800	40.555	160.0	11:33.643
5	1	2:37.644	44.774	1:12.459	40.411	159.9	14:11.287
6	1	2:59.649 B	50.397	1:15.866	53.386	140.4	17:10.936
7	1	5:52.630	3:38.689	1:25.404	48.537	71.5	23:03.566
8	1	3:07.242	57.884	1:24.553	44.805	134.7	26:10.808
9	1	2:47.711	50.682	1:12.496	44.533	150.3	28:58.519
10	1	3:12.508 B	54.325	1:18.313	59.870	131.0	32:11.027

**428** Meijers Motorsport    BMW M3 E92 3.2 SSP

1. Frank MEIJERS  
2. Menno MEIJERS

1	1	5:15.703	2:50.801	1:34.019	50.883	79.9	5:15.703
2	1	2:58.739	54.152	1:19.964	44.623	141.1	8:14.442
3	1	2:50.181	48.932	1:16.518	44.731	148.2	11:04.623
4	1	2:48.567	48.404	1:16.473	43.690	149.6	13:53.190
5	1	2:47.613	48.237	1:16.129	43.247	150.4	16:40.803
6	1	2:47.238	47.557	1:15.306	44.375	150.8	19:28.041
7	1	2:46.065	47.811	1:14.876	43.378	151.8	22:14.106
8	1	2:45.714	47.941	1:15.074	42.699	152.2	24:59.820
9	1	2:56.033 B	47.379	1:16.152	52.502	143.2	27:55.853
10	1	6:31.386	4:25.345	1:20.961	45.080	64.4	34:27.239
11	1	2:46.954	47.615	1:15.803	43.536	151.0	37:14.193
12	1	2:44.348	47.332	1:13.666	43.350	153.4	39:58.541
13	1	2:42.860	47.311	1:13.291	42.258	154.8	42:41.401

**430** Ferry Monster Autosport    Seat Leon Supercopa SSP

1. René WIJNEN  
2. Charlie FRJNS

1	1	2:57.560	56.150	1:19.815	41.595	142.0	2:57.560
2	1	2:37.988	44.913	1:12.401	40.674	159.6	5:35.548
3	1	2:38.449	45.420	1:12.038	40.991	159.1	8:13.997
4	1	2:49.041 B	48.116	1:12.633	48.292	149.2	11:03.038
5	1	4:29.065	2:32.053	1:14.915	42.097	93.7	15:32.103
6	1	2:42.393	46.748	1:13.900	41.745	155.3	18:14.496
7	1	2:42.277	46.663	1:13.228	42.386	155.4	20:56.773
8	1	2:44.880	46.362	1:14.883	43.635	152.9	23:41.653
9	1	2:43.889	46.988	1:13.151	43.750	153.8	26:25.542
10	1	2:41.310	46.473	1:13.365	41.472	156.3	29:06.852
11	1	2:51.591 B	47.281	1:14.942	49.368	146.9	31:58.443
12	1	4:39.717	2:44.915	1:13.502	41.300	90.1	36:38.160
13	1	2:39.373	45.491	1:12.860	41.022	158.2	39:17.533
14	1	2:39.941	45.763	1:13.105	41.073	157.6	41:57.474
15	1	2:40.367	45.959	1:13.141	41.267	157.2	44:37.841
16	1	2:39.627	45.414	1:12.922	41.291	158.0	47:17.468
17	1	2:38.912	45.534	1:12.331	41.047	158.7	49:56.380
18	1	2:43.797	45.922	1:16.049	41.826	153.9	52:40.177
19	1	2:40.089	45.596	1:13.174	41.319	157.5	55:20.266
20	1	2:40.434	45.875	1:12.789	41.770	157.2	58:00.700
21	1	2:40.195	45.765	1:12.974	41.456	157.4	1:00:40.895

**444** Blueberry Racing    BMW E46 M3 SSP


1. Ronald VAN LOON

1	1	3:43.216	1:30.786	1:24.941	47.489	113.0	3:43.216
2	1	2:53.421	47.470	1:20.461	45.490	145.4	6:36.637
3	1	2:47.350	46.487	1:18.363	42.500	150.7	9:23.987
4	1	2:46.947	47.798	1:16.726	42.423	151.0	12:10.934
5	1	2:43.327	46.412	1:14.995	41.920	154.4	14:54.261
6	1	2:42.914	46.131	1:14.619	42.164	154.8	17:37.175
7	1	2:56.737 B	46.352	1:15.635	54.750	142.7	20:33.912
8	1	6:29.457	4:30.231	1:17.065	42.161	64.7	27:03.369
9	1	2:43.874	46.016	1:15.647	42.211	153.9	29:47.243
10	1	2:53.949 B	46.078	1:15.280	52.591	145.0	32:41.192

**447** Team Webb    BMW E46 GTR SSP

1. Martin WEBB  
2. Carl WOODWISS

1	1	5:16.163	2:53.524	1:32.031	50.608	79.8	5:16.163
2	1	2:52.307	49.313	1:17.691	45.303	146.3	8:08.470
3	1	2:43.874	46.449	1:15.971	41.454	153.9	10:52.344
4	1	2:40.892	46.456	1:13.419	41.017	156.7	13:33.236
5	1	2:41.363	47.625	1:12.841	40.897	156.3	16:14.599
6	1	2:39.264	45.284	1:13.136	40.844	158.3	18:53.863
7	1	2:58.827 B	47.986	1:16.827	54.014	141.0	21:52.690
8	1	5:18.187	3:20.144	1:15.488	42.555	79.2	27:10.877
9	1	2:41.883	46.140	1:13.812	41.931	155.8	29:52.760
10	1	2:52.671 B	45.194	1:13.055	54.422	146.0	32:45.431
11	1	5:29.884	3:29.427	1:17.726	42.731	76.4	38:15.315
12	1	2:45.376	46.813	1:16.449	42.114	152.5	41:00.691



**SUPERCAR CHALLENGE**  
**SPA RACING FESTIVAL**  
**FREE PRACTICE 2**

**Analysis**

Lap	D	Time	Sector 1	Sector 2	Sector 3	Kph	Elapsed	Lap	D	Time	Sector 1	Sector 2	Sector 3	Kph	Elapsed
13	1	2:43.770	46.437	1:15.457	41.876	154.0	43:44.461	12	1	2:45.305	45.547	1:17.224	42.534	152.5	50:04.287
14	1	2:45.901	46.394	1:16.300	43.207	152.0	46:30.362	13	1	2:41.580	46.075	1:13.778	41.727	156.0	52:45.867
15	1	2:44.807	46.708	1:15.902	42.197	153.0	49:15.169	14	1	2:42.846	45.752	1:13.637	43.457	154.8	55:28.713
16	1	3:01.793	45.806	1:33.358	42.629	138.7	52:16.962	15	1	2:43.189	47.205	1:13.735	42.249	154.5	58:11.902
17	1	3:01.183 B	45.886	1:19.583	55.714	139.2	55:18.145	16	1	2:46.550	46.441	1:14.633	45.476	151.4	1:00:58.452
18	1	4:11.531	2:12.537	1:15.950	43.044	100.2	59:29.676								
19	1	2:46.813	45.854	1:18.581	42.378	151.2	1:02:16.489								

450 Cor Euser Racing Lotus Evora SSP						
Lap	D	Time	Sector 1	Sector 2	Sector 3	Kph
1	1	3:24.533	1:10.046	1:28.988	45.499	123.3
2	1	2:49.601	47.929	1:19.354	42.318	148.7
3	1	2:39.789	45.535	1:13.774	40.480	157.8
4	1	2:39.214	44.778	1:12.791	41.645	158.4
5	1	2:48.018 B	44.400	1:14.137	49.481	150.1
6	1	7:08.078	5:09.884	1:15.299	42.895	58.9
7	1	2:46.208	46.563	1:17.727	41.918	151.7
8	1	2:37.804	45.017	1:12.255	40.532	159.8
9	1	2:37.241	44.651	1:12.376	40.214	160.4
10	1	2:46.443 B	44.688	1:12.591	49.164	151.5
11	1	6:22.528	4:27.987	1:13.856	40.685	65.9
12	1	2:37.163	43.931	1:12.753	40.479	160.4
13	1	2:46.301 B	44.557	1:13.007	48.737	151.6

470 Van der Kooi Lotus Racing Lotus Exige 250 CUP SSP						
Lap	D	Time	Sector 1	Sector 2	Sector 3	Kph
1	1	4:36.634	2:20.142	1:28.658	47.834	91.1
2	1	2:46.003	48.577	1:16.017	41.409	151.9
3	1	2:40.960	46.077	1:13.555	41.328	156.6
4	1	2:48.502	50.446	1:14.043	44.013	149.6
5	1	2:40.220	45.931	1:12.692	41.597	157.4
6	1	2:42.824	47.253	1:13.463	42.108	154.9
7	1	2:43.217	46.410	1:13.717	43.090	154.5
8	1	2:54.029 B	46.124	1:13.845	54.060	144.9
9	1	18:30.284	...	1:16.313	40.509	22.7
10	1	2:38.138	45.209	1:12.121	40.808	159.4
11	1	2:37.277	45.537	1:11.329	40.411	160.3
12	1	2:41.057	45.063	1:15.462	40.532	156.6
13	1	2:37.778	45.210	1:11.831	40.737	159.8
14	1	2:37.634	44.997	1:12.283	40.354	160.0
15	1	2:39.744	45.172	1:12.000	42.572	157.8
16	1	2:42.068	45.164	1:13.849	43.055	155.6

493 Intersport racing BMW E46 M3 GTR SSP						
Lap	D	Time	Sector 1	Sector 2	Sector 3	Kph
1	1	6:32.345	4:22.370	1:24.526	45.449	64.3
2	1	2:46.205	47.193	1:16.411	42.601	151.7
3	1	2:45.805	47.674	1:15.326	42.805	152.1
4	1	2:45.641	47.078	1:15.696	42.867	152.2
5	1	2:42.994	46.106	1:14.766	42.122	154.7
6	1	2:56.494 B	46.452	1:14.943	55.099	142.9
7	1	11:39.994	9:40.160	1:17.167	42.667	36.0
8	1	2:44.984	47.623	1:14.992	42.369	152.8
9	1	2:57.430 B	48.380	1:17.140	51.910	142.1
10	1	6:45.190	4:46.556	1:16.398	42.236	62.2
11	1	2:41.900	46.029	1:14.883	40.988	155.7

496 Intersport racing BMW E46 M3 GTR SSP						
Lap	D	Time	Sector 1	Sector 2	Sector 3	Kph
1	1	17:10.512	...	1:27.069	47.628	24.5
2	1	2:56.482	49.154	1:21.494	45.834	142.9
3	1	3:09.545 B	48.864	1:21.641	59.040	133.0
4	1	23:31.316	...	1:37.275	47.315	17.9
5	1	3:00.593	49.292	1:24.238	47.063	139.6
6	1	3:02.030	49.567	1:25.340	47.123	138.5
7	1	2:57.777	49.475	1:22.886	45.416	141.8
8	1	2:52.517	47.955	1:19.567	44.995	146.2
9	1	2:58.452	48.121	1:20.836	49.495	141.3


501 Spirit Racing Renault Clio RS 2.0 16V SP2						
Lap	D	Time	Sector 1	Sector 2	Sector 3	Kph
1	1	3:12.083	53.971	1:28.093	50.019	131.3
2	1	3:01.079	54.494	1:20.261	46.324	139.2
3	1	2:57.337	53.173	1:18.033	46.131	142.2
4	1	2:56.801	52.087	1:18.558	46.156	142.6
5	1	2:54.603	51.836	1:17.057	45.710	144.4
6	1	2:59.463	51.779	1:19.808	47.876	140.5
7	1	2:56.888	52.385	1:17.590	46.913	142.5
8	1	3:04.419 B	52.028	1:18.232	54.159	136.7
9	1	6:31.286	4:26.266	1:18.633	46.387	64.4
10	1	3:05.322 B	52.086	1:17.683	55.553	136.1
11	1	6:59.290	4:53.460	1:19.888	45.942	60.1
12	1	2:57.335	52.905	1:17.692	46.738	142.2
13	1	3:07.728 B	52.333	1:18.412	56.983	134.3

503 Febo Racing Team Renault Clio RS 2.0 16V SP2						
Lap	D	Time	Sector 1	Sector 2	Sector 3	Kph
1	1	3:12.928	1:03.330	1:23.055	46.543	130.7
2	1	3:04.002 B	50.978	1:17.855	55.169	137.0
3	1	5:00:23.258 B	4:37.846	...	...	8.4

505 Traxx Racing Team Renault Clio SP2						
Lap	D	Time	Sector 1	Sector 2	Sector 3	Kph
1	1	5:35.454	3:19.249	1:28.184	48.021	75.2
2	1	3:01.668	52.953	1:22.344	46.371	138.8
3	1	2:57.541	52.008	1:18.975	46.558	142.0
4	1	2:53.970	50.816	1:18.036	45.118	144.9
5	1	2:53.589	50.852	1:17.676	45.061	145.3
6	1	3:04.136 B	51.950	1:17.093	55.093	136.9
7	1	4:42.004	2:40.369	1:16.793	44.842	89.4
8	1	2:51.823	50.667	1:16.262	44.894	146.7
9	1	2:56.311	51.147	1:20.003	45.161	143.0
10	1	2:55.497	52.562	1:17.835	45.100	143.7
11	1	2:52.895	50.759	1:17.353	44.783	145.8
12	1	2:54.359	50.495	1:17.545	46.319	144.6
13	1	2:52.819	50.947	1:17.179	44.693	145.9
14	1	3:08.438 B	51.587	1:18.434	58.417	133.8



**SUPERCAR CHALLENGE  
SPA RACING FESTIVAL  
FREE PRACTICE 2**

**Analysis**

Personal Best Session Best B Crossing the finish line in pit lane

Lap	D	Time	Sector 1	Sector 2	Sector 3	Kph	Elapsed
15	1	6:29.603	4:17.941	1:26.308	45.354	64.7	52:10.107
16	1	2:54.744	50.812	1:18.710	45.222	144.3	55:04.851
17	1	2:55.797	51.409	1:18.647	45.741	143.4	58:00.648
18	1	2:57.816	50.928	1:18.130	48.758	141.8	1:00:58.464

**513** AT Motorsport  
1. Kim TROEYEN  
Ford Focus Silhouette SP2

1	1	3:21.869	54.080	1:34.446	53.343	124.9	3:21.869
2	1	3:19.886	59.475	1:29.984	50.427	126.1	6:41.755
3	1	3:06.404	53.972	1:23.312	49.120	135.3	9:48.159
4	1	3:06.101	53.242	1:23.684	49.175	135.5	12:54.260
5	1	3:07.076	53.902	1:23.516	49.658	134.8	16:01.336
6	1	4:03.294B	53.629	1:23.448	1:46.217	103.6	20:04.630
7	1	3:19.255	1:10.257	1:22.202	46.796	126.5	23:23.885
8	1	3:04.117	53.675	1:21.749	48.693	136.9	26:28.002
9	1	5:46.321B	55.555	1:41.535	3:09.231	72.8	32:14.323
10	1	3:15.136	1:07.197	1:21.121	46.818	129.2	35:29.459
11	1	3:01.290	53.215	1:21.032	47.043	139.1	38:30.749
12	1	2:59.474	53.164	1:20.248	46.062	140.5	41:30.223
13	1	2:58.503	52.109	1:19.886	46.508	141.3	44:28.726
14	1	3:00.553	52.663	1:20.705	47.185	139.6	47:29.279
15	1	2:58.833	52.384	1:20.666	45.783	141.0	50:28.112
16	1	2:57.735	51.441	1:19.801	46.493	141.9	53:25.847
17	1	2:56.891	51.736	1:19.136	46.019	142.5	56:22.738
18	1	2:56.542	51.394	1:18.707	46.441	142.8	59:19.280
19	1	3:01.116	52.345	1:22.189	46.582	139.2	1:02:20.396

**520** Zoet Racing  
1. Erwin VAN DIJK  
Lotus Exige SP2

1	1	3:57.017	1:36.277	1:30.435	50.305	106.4	3:57.017
2	1	2:56.457	52.914	1:18.218	45.325	142.9	6:53.474
3	1	2:53.815	51.350	1:15.521	46.944	145.1	9:47.289
4	1	2:52.168	52.491	1:15.206	44.471	146.5	12:39.457
5	1	2:49.775	50.431	1:15.020	44.324	148.5	15:29.232
6	1	2:50.595	51.256	1:15.512	43.827	147.8	18:19.827
7	1	2:49.730	50.025	1:15.552	44.153	148.6	21:09.557
8	1	2:50.919	50.518	1:15.962	44.439	147.5	24:00.476
9	1	2:57.209B	50.257	1:15.318	51.634	142.3	26:57.685
10	1	5:10.520	3:10.731	1:15.773	44.016	81.2	32:08.205
11	1	2:54.229	53.494	1:15.113	45.622	144.7	35:02.434
12	1	3:03.932B	50.547	1:15.863	57.522	137.1	38:06.366
13	1	3:35.936B	1:29.319	1:16.014	50.603	116.8	41:42.302
14	1	3:50.016B	1:26.537	1:16.251	1:07.228	109.6	45:32.318

**533** Day-V-Tec  
1. Mauids CARANSA  
2. Wesley CARANSA  
BMW 130i SP2

1	1	7:10.390	5:05.763	1:20.226	44.401	58.6	7:10.390
2	1	2:49.982	49.860	1:15.860	44.262	148.3	10:00.372
3	1	2:52.456	49.971	1:17.039	45.446	146.2	12:52.828
4	1	2:59.636B	50.028	1:17.093	52.515	140.4	15:52.464
5	1	4:46.256	2:44.416	1:16.979	44.861	88.1	20:38.720
6	1	2:51.545	50.724	1:15.588	45.233	147.0	23:30.265
7	1	2:56.747B	49.297	1:16.294	51.156	142.7	26:27.012
8	1	5:02.099	3:01.201	1:16.802	44.096	83.5	31:29.111
9	1	2:50.831	49.572	1:17.050	44.209	147.6	34:19.942
10	1	3:03.160B	50.793	1:18.060	54.307	137.7	37:23.102

11	1	5:13.274B	3:01.612	1:18.987	52.675	80.5	42:36.376
12	1	3:17.832	1:14.806	1:17.829	45.197	127.5	45:54.208
13	1	2:51.600	50.524	1:17.058	44.018	146.9	48:45.808
14	1	2:50.303	49.724	1:16.440	44.139	148.1	51:36.111
15	1	2:59.799B	49.666	1:18.083	52.050	140.2	54:35.910
16	1	3:38.281	1:35.512	1:17.873	44.896	115.5	58:14.191
17	1	3:34.795B	51.065	1:21.922	1:21.808	117.4	1:01:48.986

**537** Pujolaracing  
1. Stephan POLDERMAN  
2. Rene STEENMETZ  
Renault Clio 4 SP2


1	1	4:38.083	2:11.603	1:36.133	50.347	90.7	4:38.083
2	1	3:14.747	58.140	1:25.754	50.853	129.5	7:52.830
3	1	3:24.479B	56.452	1:27.170	1:00.857	123.3	11:17.309
4	1	5:21.681	3:06.289	1:27.829	47.563	78.4	16:38.990
5	1	2:57.537	52.734	1:19.436	45.367	142.0	19:36.527
6	1	2:51.708	50.341	1:17.007	44.360	146.8	22:28.235
7	1	2:54.930	50.034	1:19.069	45.827	144.1	25:23.165
8	1	3:18.585B	50.518	1:18.983	1:09.084	127.0	28:41.750
9	1	5:14.916	3:08.296	1:21.514	45.106	80.1	33:56.666
10	1	2:53.088	50.915	1:17.642	44.531	145.7	36:49.754
11	1	2:50.579	49.737	1:16.412	44.430	147.8	39:40.333
12	1	2:49.732	49.719	1:16.016	43.997	148.6	42:30.065
13	1	2:50.964	49.988	1:15.859	45.117	147.5	45:21.029
14	1	2:50.619	49.720	1:15.915	44.984	147.8	48:11.648
15	1	2:48.906	49.425	1:15.964	43.517	149.3	51:00.554
16	1	2:48.868	49.499	1:15.439	43.930	149.3	53:49.422
17	1	2:51.900	49.181	1:16.696	46.023	146.7	56:41.322
18	1	2:49.729	49.415	1:16.709	43.605	148.6	59:31.051
19	1	2:49.821	49.453	1:16.084	44.284	148.5	1:02:20.872

**577** Unil Lubricants Racing Team  
1. Leonid PROTASOV  
BMW E46 ETCC SP2

1	1	6:56.429	4:18.776	1:50.724	46.929	60.5	6:56.429
2	1	2:55.405	50.622	1:19.323	45.460	143.7	9:51.834
3	1	2:56.088	51.327	1:19.723	45.038	143.2	12:47.922
4	1	3:12.903	50.534	1:18.773	1:03.596	130.7	16:00.825
5	1	3:06.158B	51.068	1:20.263	54.827	135.4	19:06.983
6	1	5:21.080	3:16.156	1:19.595	45.329	78.5	24:28.063
7	1	2:54.890	50.284	1:18.977	45.629	144.2	27:22.953
8	1	2:56.844	52.171	1:19.539	45.134	142.6	30:19.797
9	1	3:09.553	50.381	1:19.046	1:00.126	133.0	33:29.350
10	1	3:04.529B	51.118	1:18.445	54.966	136.6	36:33.879
11	1	5:03.123	2:55.437	1:21.686	46.000	83.2	41:37.002
12	1	2:56.522	49.666	1:21.433	45.423	142.8	44:33.524
13	1	2:55.359	49.928	1:20.231	45.200	143.8	47:28.883
14	1	2:57.129	52.162	1:20.382	44.585	142.3	50:26.012
15	1	2:54.519	50.364	1:19.566	44.589	144.5	53:20.531
16	1	2:54.655	49.554	1:20.417	44.684	144.4	56:15.186
17	1	3:22.275B	49.529	1:24.470	1:08.276	124.7	59:37.461

**744** GH Motorsport  
1. Henk HAANE  
2. Kris COOLS  
Tatuus PY012 SL2

1	1	4:44.112B	1:38.910	2:06.316	58.886	88.7	4:44.112
2	1	8:19.205B	5:37.167	1:48.899	53.139	50.5	13:03.317
3	1	17:49.389	...	1:35.107	43.463	23.6	30:52.706
4	1	2:39.937	47.104	1:11.405	41.428	157.7	33:32.643



**SUPERCAR CHALLENGE**  
**SPA RACING FESTIVAL**  
**FREE PRACTICE 2**

Analysis

■ Personal Best ■ Session Best B Crossing the finish line in pit lane


Lap	D	Time	Sector 1	Sector 2	Sector 3	Kph	Elapsed	Lap	D	Time	Sector 1	Sector 2	Sector 3	Kph	Elapsed
-----	---	------	----------	----------	----------	-----	---------	-----	---	------	----------	----------	----------	-----	---------

<b>760</b>	<b>Norma Benelux</b>		Norma M20F													
	1. David HOUTHOOFF		SL3													
	2. Vincent DESSCHANS															
	1	1	3:31.440	1:23.936	1:21.514	45.990	119.2	3:31.440								
	2	1	3:41.539 B	49.084	1:19.325	1:33.130	113.8	7:12.979								
	3	1	5:20.145	3:24.166	1:14.677	41.302	78.8	12:33.124								
	4	1	2:35.478	44.848	1:10.518	40.112	162.2	15:08.602								
	5	1	2:35.038	44.786	1:10.508	39.744	162.6	17:43.640								
	6	1	2:34.113	44.230	<b>1:09.313</b>	40.570	163.6	20:17.753								
	7	1	2:35.803	44.104	1:12.164	39.535	161.8	22:53.556								
	8	1	2:43.513 B	44.299	1:11.460	47.754	154.2	25:37.069								
	9	1	6:04.165	4:14.077	1:10.385	39.703	69.2	31:41.234								
	10	1	2:35.025	44.113	1:10.600	40.312	162.6	34:16.259								
	11	1	2:35.415	44.152	1:09.551	41.712	162.2	36:51.674								
	12	1	2:34.092	<b>43.718</b>	1:09.663	40.711	163.6	39:25.766								
	13	1	<b>2:34.005</b>	44.535	1:10.354	<b>39.116</b>	163.7	41:59.771								
	14	1	2:34.479	44.269	1:09.980	40.230	163.2	44:34.250								
	15	1	2:50.276 B	44.901	1:11.646	53.729	148.1	47:24.526								
16	1	5:26.496	3:31.252	1:14.206	41.038	77.2	52:51.022									
17	1	2:36.505	44.357	1:10.144	42.004	161.1	55:27.527									
18	1	2:41.968 B	43.983	1:10.668	47.317	155.7	58:09.495									

<b>771</b>	<b>Blueberry Racing</b>		Radical SR3													
	1. Carlo KUIJER		SL3													
	2. Berry VAN ELK															
	1	1	13:14.487	...	1:21.292	52.225	31.7	13:14.487								
	2	1	2:46.273	48.384	1:12.306	45.583	151.6	16:00.760								
	3	1	2:38.786	47.295	1:10.136	41.355	158.8	18:39.546								
	4	1	2:37.499	46.946	1:09.401	41.152	160.1	21:17.045								
	5	1	2:38.659	45.742	1:11.530	41.387	158.9	23:55.704								
	6	1	2:37.089	46.107	1:10.337	40.645	160.5	26:32.793								
	7	1	2:35.407	45.584	1:09.210	40.613	162.2	29:08.200								
	8	1	2:38.799	46.200	1:11.234	41.365	158.8	31:46.999								
	9	1	2:39.454	46.613	1:09.874	42.967	158.1	34:26.453								
	10	1	2:36.409	45.815	1:09.781	40.813	161.2	37:02.862								
	11	1	2:37.174	45.996	1:09.975	41.203	160.4	39:40.036								
	12	1	2:48.314 B	<b>45.510</b>	1:11.699	51.105	149.8	42:28.350								
	13	1	5:02.261 B	2:59.999	1:12.841	49.421	83.4	47:30.611								
	14	1	5:19.935	3:17.959	1:19.918	42.058	78.8	52:50.546								
	15	1	2:37.922	46.224	1:09.113	42.585	159.7	55:28.468								
16	1	<b>2:34.370</b>	45.810	<b>1:08.178</b>	<b>40.382</b>	163.3	58:02.838									
17	1	9:20.761 B	45.680	7:38.780	56.301	45.0	1:07:23.599									

<b>773</b>	<b>Glasfolie.be</b>		Norma M20F													
	1. Filip DECLERQ		SL3													
	1	1	3:22.983	1:24.406	1:17.244	41.333	124.2	3:22.983								
	2	1	2:39.334	46.232	1:13.198	39.904	158.2	6:02.317								
	3	1	2:35.327	45.055	1:10.376	39.896	162.3	8:37.644								
	4	1	2:48.459 B	45.289	1:12.698	50.472	149.7	11:26.103								
	5	1	4:21.437	2:27.911	1:12.531	40.995	96.4	15:47.540								
	6	1	2:35.106	45.425	<b>1:09.835</b>	<b>39.846</b>	162.6	18:22.646								
	7	1	2:35.924	44.920	1:09.891	41.113	161.7	20:58.570								
	8	1	2:41.591	45.392	1:13.661	42.538	156.0	23:40.161								
	9	1	2:37.034	45.133	1:11.323	40.578	160.6	26:17.195								
	10	1	2:38.258	45.390	1:11.891	40.977	159.3	28:55.453								
11	1	2:38.202	45.073	1:13.182	39.947	159.4	31:33.655									





**SUPERCAR CHALLENGE**  
**SPA RACING FESTIVAL**  
**QUALIFYING**

**Final Classification**

Nr.	Drivers	Team	Car	Cl	Time	Lap	Total	Gap	Kph
1	138 S. BALFE / P. KEEN	Balfe Motorsport	Ferrari 458 GT3	SGT	<b>2:20.378</b>	8	11	-	<b>179.6</b>
2	120 P. BAILEY / A. SCHULZ	HorsePower Racing	Aston Martin	SGT	<b>2:20.779</b>	9	12	+0.401	<b>179.1</b>
3	106 K. SNOEKS	Day-V-Tec	Volvo S60 V8	SGT	<b>2:20.939</b>	3	8	+0.561	<b>178.9</b>
4	117 R. GROUWELS / R. DE GRAAFF	Team Raceart	Dodge Viper GT3-R	SGT	<b>2:21.033</b>	10	10	+0.655	<b>178.8</b>
5	131 J. STORM / N. BOUWHUIS	Storm-Tag Point Racing	BMW Z4 GT3	SGT	<b>2:22.042</b>	9	10	+1.664	<b>177.5</b>
6	103 H. ZUMBRINK	Volvo Reede Racing by DayVtec	Volvo S60 V8	SGT	<b>2:22.439</b>	3	9	+2.061	<b>177.0</b>
7	108 M. LANTING / B. HERBER	Martino Rosso Racing	Ferrari GT2 458	SGT	<b>2:24.132</b>	10	10	+3.754	<b>174.9</b>
8	193 P. STEVENY / S. BAILLY	Nova Race GT3	Nissan GT-R GT3	SGT	<b>2:24.796</b>	3	10	+4.418	<b>174.1</b>
9	114 B. MAESSEN	Racingteam Venray	Vicora V8	SGT	<b>2:25.158</b>	4	12	+4.780	<b>173.7</b>
10	202 C. WILKENS / A. SCOTT	GT3 Racing	Dodge Viper GT3	GT	<b>2:25.755</b>	8	11	+5.377	<b>173.0</b>
11	258 P. VAN GLABEKE / F. JONCKHEERE	Curbstone FMA Racing	Ferrari 458 GT3	GT	<b>2:26.069</b>	12	12	+5.691	<b>172.6</b>
12	215 H. THUIS	Radical Benelux	Radical RXC 2.7 V8	GT	<b>2:28.145</b>	3	11	+7.767	<b>170.2</b>
13	321 S. VANBELLINGEN / W. SLUYS	JR Motorsport	BMW M4 Silhouette	GTB	<b>2:29.367</b>	6	10	+8.989	<b>168.8</b>
14	306 M. KOEBOLT	Day-V-Tec	Corvette GT4	GTB	<b>2:30.278</b>	5	11	+9.900	<b>167.8</b>
15	773 F. DECLERQ	Glasfolie.be	Norma M20F	SL3	<b>2:31.197</b>	4	7	+10.819	<b>166.8</b>
16	760 D. HOUTHOOFD / V. DESSCHANS	Norma Benelux	Norma M20F	SL3	<b>2:31.521</b>	6	11	+11.143	<b>166.4</b>
17	303 M. VAN BERLO	Van Berlo Racing	Porsche 997 Cup	GTB	<b>2:31.588</b>	3	11	+11.210	<b>166.3</b>
18	744 H. HAANE / K. COOLS	GH Motorsport	Tatus PY012	SL2	<b>2:32.357</b>	3	6	+11.979	<b>165.5</b>
19	334 S. ATKINSON	Backdraft Motorsport	Lamborghini Gallardo	GTB	<b>2:32.446</b>	4	11	+12.068	<b>165.4</b>
20	347 T. VERSTRAETE / N. VAN DIERENDONCK	FMA Racing	Ferrari Challenge Evoluzione	GTB	<b>2:32.707</b>	8	9	+12.329	<b>165.1</b>
21	330 O. FREYMUTH	AKF Motorsport	Renault Megane Trophy	GTB	<b>2:32.722</b>	4	5	+12.344	<b>165.1</b>
22	315 M. VANDEREYDT / A. DETAVENIER	Vandereydt Racing	Porsche 997 GT3 Cup	GTB	<b>2:33.396</b>	4	11	+13.018	<b>164.4</b>
23	450 C. EUSER	Cor Euser Racing	Lotus Evra	SSP	<b>2:33.528</b>	7	8	+13.150	<b>164.2</b>
24	771 C. KUIJER / B. VAN ELK	Blueberry Racing	Radical SR3	SL3	<b>2:33.809</b>	8	12	+13.431	<b>163.9</b>
25	406 K. BOGAERTS / M. VAN DER AA	European Staffing Racing	BMW M3 E90 WTCC	SSP	<b>2:33.914</b>	4	9	+13.536	<b>163.8</b>
26	409 D. DE GROOT / B. SCHOUTEN	JR Motorsport	BMW E46 M3 GTR	SSP	<b>2:33.925</b>	5	10	+13.547	<b>163.8</b>
27	470 H. DELNOU	Van der Kooi Lotus Racing	Lotus Exige 250 CUP	SSP	<b>2:34.122</b>	6	10	+13.744	<b>163.6</b>
28	343 D. MEIJER	Lammertink Racing	Porsche 997 GT3 Cup	GTB	<b>2:34.241</b>	8	8	+13.863	<b>163.5</b>
29	411 W. VAN HERCK	Van Herck Racing	Mazda 3	SSP	<b>2:34.851</b>	10	10	+14.473	<b>162.8</b>
30	412 E. VAN DEN MUNCKHOF	Munckhof Racing/ vd Plas Racing	BMW Z4	SSP	<b>2:35.276</b>	10	10	+14.898	<b>162.4</b>
31	417 T. BOORSMA / .	NMT Racing	BMW M3 GT4	SSP	<b>2:35.347</b>	3	9	+14.969	<b>162.3</b>
32	333 F. JAMES	Backdraft Motorsport	Lamborghini Gallardo	GTB	<b>2:35.956</b>	5	9	+15.578	<b>161.7</b>
33	430 R. WIJNEN / C. FRIJNS	Ferry Monster Autosport	Seat Leon Supercopa	SSP	<b>2:36.530</b>	3	11	+16.152	<b>161.1</b>
34	416 L. ZAPPEL / M. VERHAGEN	JR Motorsport	BMW 132 GTR	SSP	<b>2:37.641</b>	5	9	+17.263	<b>159.9</b>
35	447 M. WEBB / C. WOODWISS	Team Webb	BMW E46 GTR	SSP	<b>2:37.674</b>	7	10	+17.296	<b>159.9</b>
36	351 D. STRINGFELLOW	Intersport racing	Lamborghini Gallardo	GTB	<b>2:38.186</b>	7	8	+17.808	<b>159.4</b>
37	349 A. FRANSEN	EMG Motorsport	Porsche 997 Cup	GTB	<b>2:38.453</b>	7	7	+18.075	<b>159.1</b>
38	426 L. ALLEN	Team Compak Ramps	Seat Leon Supercopa	SSP	<b>2:38.454</b>	6	11	+18.076	<b>159.1</b>
39	493 R. LYNSEY / K. CLARKE	Intersport racing	BMW E46 M3 GTR	SSP	<b>2:38.822</b>	8	10	+18.444	<b>158.8</b>
40	444 R. VAN LOON	Blueberry Racing	BMW E46 M3	SSP	<b>2:38.993</b>	8	9	+18.615	<b>158.6</b>
41	424 P. VAN VLIET / N. VAN VLIET	Speedtec Motorsport	Speedtec Zilhouette	SSP	<b>2:39.926</b>	3	8	+19.548	<b>157.7</b>
42	350 A. DONALDSON / I. DONALDSON	Intersport Racing	Porsche 997 Cup	GTB	<b>2:40.083</b>	3	7	+19.705	<b>157.5</b>
43	420 A. DAM	Andy Dam Racing Powered by Penta Racing	BMW M3 GTR	SSP	<b>2:40.372</b>	7	9	+19.994	<b>157.2</b>
44	423 J. ADRIAENSSENS / P. VAN RIEL	Spork Racing Team	Seat Leon Supercopa	SSP	<b>2:40.673</b>	10	10	+20.295	<b>156.9</b>
45	451 L. KURSTJENS	AT Motorsport	Ford Focus Silhouette	SSP	<b>2:40.736</b>	5	11	+20.358	<b>156.9</b>
46	428 F. MEIJERS / M. MEIJERS	Meijers Motorsport	BMW M3 E92 3.2	SSP	<b>2:40.796</b>	8	10	+20.418	<b>156.8</b>
47	229 J. ROZENDAAL	GT3 Racing Lingewaal	Porsche GT3 RS	GT	<b>2:41.076</b>	10	11	+20.698	<b>156.5</b>
48	496 M. MOSS / F. HAIGE	Intersport racing	BMW E46 M3 GTR	SSP	<b>2:43.066</b>	3	9	+22.688	<b>154.6</b>
49	190 D. PEDERSEN	Team Holbæk Pedersen	Aquila CR1	SGT	<b>2:45.917</b>	4	5	+25.539	<b>152.0</b>
50	533 M. CARANSA / W. CARANSA	Day-V-Tec	BMW 130i	SP2	<b>2:47.175</b>	4	10	+26.797	<b>150.8</b>
51	537 S. POLDERMAN / R. STEENMETZ	Pujolaracing	Renault Clio 4	SP2	<b>2:48.790</b>	8	10	+28.412	<b>149.4</b>
52	503 D. DE BORST / M. DE KLEIJN	Febo Racing Team	Renault Clio RS 2.0 16V	SP2	<b>2:49.254</b>	3	10	+28.876	<b>149.0</b>
53	520 E. VAN DIJK	Zoet Racing	Lotus Exige	SP2	<b>2:50.561</b>	2	4	+30.183	<b>147.8</b>
54	577 L. PROTASOV / .	Unil Lubricants Racing Team	BMW E46 ETCC	SP2	<b>2:51.108</b>	10	10	+30.730	<b>147.4</b>
55	501 R. NIEMAN	Spirit Racing	Renault Clio RS 2.0 16V	SP2	<b>2:51.446</b>	8	10	+31.068	<b>147.1</b>
56	505 C. VOET / B. VAN DEN BROECK	Traxx Racing Team	Renault Clio	SP2	<b>2:51.539</b>	7	10	+31.161	<b>147.0</b>
57	502 F. BEDORF / .	Spirit Racing	Renault Clio RS 2.0 16V	SP2	<b>2:54.293</b>	10	10	+33.915	<b>144.7</b>
58	513 K. TROEYEN	AT Motorsport	Ford Focus Silhouette	SP2	<b>2:55.721</b>	10	10	+35.343	<b>143.5</b>

Not classified:

309 D. SCHULZ

Topper Team

Porsche 997 GT3

GTB

**Fastest Lap**

Lap 8


Shaun BALFE

**2:20.378**

179.6 Kph

CAR N° 258 BEST LAP TIME DELETED DUE TO WHITE LINE LIMITS.

CARS N° 350, 428 BEST LAP TIME DELETED DUE TO OVERSPEED IN PIT LANE.



**SUPERCAR CHALLENGE**  
SPA RACING FESTIVAL  
QUALIFYING


Final Classification

Nr. Drivers	Team	Car	Cl	Time	Lap Total	Gap	Kph
-------------	------	-----	----	------	-----------	-----	-----

Published at: .....

Track Status: **DRY**


<b>Stewards:</b>	<b>Timekeeper:</b>
------------------	--------------------



**SUPERCAR CHALLENGE**  
**SPA RACING FESTIVAL**  
**QUALIFYING**

**Final Classification by Division**

Nr. Drivers	Team	Car	Cl	Time	Lap	Total	Gap	Kph
<b>GT Division</b>								
1 202 C. WILKENS / A. SCOTT	GT3 Racing	Dodge Viper GT3	GT	<b>2:25.755</b>	8	11		<b>173.0</b>
2 258 P. VAN GLABEKE / F. JONCKHEERE	Curbstone FMA Racing	Ferrari 458 GT3	GT	<b>2:26.069</b>	12	12	+0.314 +0.314	<b>172.6</b>
3 215 H. THUIS	Radical Benelux	Radical RXC 2.7 V8	GT	<b>2:28.145</b>	3	11	+2.390 +2.076	<b>170.2</b>
4 229 J. ROZENDAAL	GT3 Racing Lingewaal	Porsche GT3 RS	GT	<b>2:41.076</b>	10	11	+15.321 +12.931	<b>156.5</b>
<b>GTB Division</b>								
1 321 S. VANBELLINGEN / W. SLUYS	JR Motorsport	BMW M4 Silhouette	GTB	<b>2:29.367</b>	6	10		<b>168.8</b>
2 306 M. KOEBOLT	Day-V-Tec	Corvette GT4	GTB	<b>2:30.278</b>	5	11	+0.911 +0.911	<b>167.8</b>
3 303 M. VAN BERLO	Van Berlo Racing	Porsche 997 Cup	GTB	<b>2:31.588</b>	3	11	+2.221 +1.310	<b>166.3</b>
4 334 S. ATKINSON	Backdraft Motorsport	Lamborghini Gallardo	GTB	<b>2:32.446</b>	4	11	+3.079 +0.858	<b>165.4</b>
5 347 T. VERSTRAETE / N. VAN DIERENDONCK	FMA Racing	Ferrari Challenge Evoluzione	GTB	<b>2:32.707</b>	8	9	+3.340 +0.261	<b>165.1</b>
6 330 O. FREYMUTH	AKF Motorsport	Renault Megane Trophy	GTB	<b>2:32.722</b>	4	5	+3.355 +0.015	<b>165.1</b>
7 315 M. VANDEREY / A. DETAVENIER	Vanderey Racing	Porsche 997 GT3 Cup	GTB	<b>2:33.396</b>	4	11	+4.029 +0.674	<b>164.4</b>
8 343 D. MEIJER	Lammerlink Racing	Porsche 997 GT3 Cup	GTB	<b>2:34.241</b>	8	8	+4.874 +0.845	<b>163.5</b>
9 333 F. JAMES	Backdraft Motorsport	Lamborghini Gallardo	GTB	<b>2:35.956</b>	5	9	+6.589 +1.715	<b>161.7</b>
10 351 D. STRINGFELLOW	Intersport racing	Lamborghini Gallardo	GTB	<b>2:38.186</b>	7	8	+8.819 +2.230	<b>159.4</b>
11 349 A. FRANSSSEN	EMG Motorsport	Porsche 997 Cup	GTB	<b>2:38.453</b>	7	7	+9.086 +0.267	<b>159.1</b>
12 350 A. DONALDSON / I. DONALDSON	Intersport Racing	Porsche 997 Cup	GTB	<b>2:40.083</b>	3	7	+10.716 +1.630	<b>157.5</b>
<b>Not classified:</b>								
309 D. SCHULZ	Topper Team	Porsche 997 GT3	GTB					
<b>Sport 2 Division</b>								
1 533 M. CARANSA / W. CARANSA	Day-V-Tec	BMW 130i	SP2	<b>2:47.175</b>	4	10		<b>150.8</b>
2 537 S. POLDERMAN / R. STEENMETZ	Pujolaracing	Renault Clio 4	SP2	<b>2:48.790</b>	8	10	+1.615 +1.615	<b>149.4</b>
3 503 D. DE BORST / M. DE KLEIJN	Febo Racing Team	Renault Clio RS 2.0 16V	SP2	<b>2:49.254</b>	3	10	+2.079 +0.464	<b>149.0</b>
4 520 E. VAN DIJK	Zoet Racing	Lotus Exige	SP2	<b>2:50.561</b>	2	4	+3.386 +1.307	<b>147.8</b>
5 577 L. PROTASOV / .	Unil Lubricants Racing Team	BMW E46 ETCC	SP2	<b>2:51.108</b>	10	10	+3.933 +0.547	<b>147.4</b>
6 501 R. NIEMAN	Spirit Racing	Renault Clio RS 2.0 16V	SP2	<b>2:51.446</b>	8	10	+4.271 +0.338	<b>147.1</b>
7 505 C. VOET / B. VAN DEN BROECK	Traxx Racing Team	Renault Clio	SP2	<b>2:51.539</b>	7	10	+4.364 +0.093	<b>147.0</b>
8 502 F. BEDORF / .	Spirit Racing	Renault Clio RS 2.0 16V	SP2	<b>2:54.293</b>	10	10	+7.118 +2.754	<b>144.7</b>
9 513 K. TROEYEN	AT Motorsport	Ford Focus Silhouette	SP2	<b>2:55.721</b>	10	10	+8.546 +1.428	<b>143.5</b>
<b>Super GT Division</b>								
1 138 S. BALFE / P. KEEN	Balfe Motorsport	Ferrari 458 GT3	SGT	<b>2:20.378</b>	8	11		<b>179.6</b>
2 120 P. BAILEY / A. SCHULZ	HorsePower Racing	Aston Martin	SGT	<b>2:20.779</b>	9	12	+0.401 +0.401	<b>179.1</b>
3 106 K. SNOEKS	Day-V-Tec	Volvo S60 V8	SGT	<b>2:20.939</b>	3	8	+0.561 +0.160	<b>178.9</b>
4 117 R. GROUWELS / R. DE GRAAFF	Team Raceart	Dodge Viper GT3-R	SGT	<b>2:21.033</b>	10	10	+0.655 +0.094	<b>178.8</b>
5 131 J. STORM / N. BOUWHUIS	Storm-Tag Point Racing	BMW Z4 GT3	SGT	<b>2:22.042</b>	9	10	+1.664 +1.009	<b>177.5</b>
6 103 H. ZUMBRINK	Volvo Reede Racing by DayVtec	Volvo S60 V8	SGT	<b>2:22.439</b>	3	9	+2.061 +0.397	<b>177.0</b>
7 108 M. LANTING / B. HERBER	Martino Rosso Racing	Ferrari GT2 458	SGT	<b>2:24.132</b>	10	10	+3.754 +1.693	<b>174.9</b>
8 193 P. STEVENY / S. BAILLY	Nova Race GT3	Nissan GT-R Gt3	SGT	<b>2:24.796</b>	3	10	+4.418 +0.664	<b>174.1</b>
9 114 B. MAESSEN	Racingteam Venray	Vicora V8	SGT	<b>2:25.158</b>	4	12	+4.780 +0.362	<b>173.7</b>
10 190 D. PEDERSEN	Team Holbæk Pedersen	Aquila CR1	SGT	<b>2:45.917</b>	4	5	+25.539 +20.759	<b>152.0</b>
<b>Super Lights Group 2</b>								
1 744 H. HAANE / K. COOLS	GH Motorsport	Tatus PY012	SL2	<b>2:32.357</b>	3	6		<b>165.5</b>
<b>Super Lights Group 3</b>								
1 773 F. DECLERQ	Glasfolie.be	Norma M20F	SL3	<b>2:31.197</b>	4	7		<b>166.8</b>
2 760 D. HOUTHOOFD / V. DESSCHANS	Norma Benelux	Norma M20F	SL3	<b>2:31.521</b>	6	11	+0.324 +0.324	<b>166.4</b>
3 771 C. KUJER / B. VAN ELK	Blueberry Racing	Radical SR3	SL3	<b>2:33.809</b>	8	12	+2.612 +2.288	<b>163.9</b>
<b>Supersport Division</b>								



**SUPERCAR CHALLENGE**  
**SPA RACING FESTIVAL**  
**QUALIFYING**

**Final Classification by Division**

Nr. Drivers	Team	Car	Cl	Time	Lap	Total	Gap	Kph
1 450 C. EUSER	Cor Euser Racing	Lotus Evora	SSP	<b>2:33.528</b>	7	8		<b>164.2</b>
2 406 K. BOGAERTS / M. VAN DER AA	European Staffing Racing	BMW M3 E90 WTCC	SSP	<b>2:33.914</b>	4	9	+0.386	+0.386 <b>163.8</b>
3 409 D. DE GROOT / B. SCHOUTEN	JR Motorsport	BMW E46 M3 GTR	SSP	<b>2:33.925</b>	5	10	+0.397	+0.011 <b>163.8</b>
4 470 H. DELNOIJ	Van der Kooij Lotus Racing	Lotus Exige 250 CUP	SSP	<b>2:34.122</b>	6	10	+0.594	+0.197 <b>163.6</b>
5 411 W. VAN HERCK	Van Herck Racing	Mazda 3	SSP	<b>2:34.851</b>	10	10	+1.323	+0.729 <b>162.8</b>
6 412 E. VAN DEN MUNCKHOF	Munckhof Racing/ vd Plas Racing	BMW Z4	SSP	<b>2:35.276</b>	10	10	+1.748	+0.425 <b>162.4</b>
7 417 T. BOORSMA / .	NMT Racing	BMW M3 GT4	SSP	<b>2:35.347</b>	3	9	+1.819	+0.071 <b>162.3</b>
8 430 R. WIJNEN / C. FRUJNS	Ferry Monster Autosport	Seat Leon Supercopa	SSP	<b>2:36.530</b>	3	11	+3.002	+1.183 <b>161.1</b>
9 416 L. ZAPPEIJ / M. VERHAGEN	JR Motorsport	BMW 132 GTR	SSP	<b>2:37.641</b>	5	9	+4.113	+1.111 <b>159.9</b>
10 447 M. WEBB / C. WOODWISS	Team Webb	BMW E46 GTR	SSP	<b>2:37.674</b>	7	10	+4.146	+0.033 <b>159.9</b>
11 426 L. ALLEN	Team Compak Ramps	Seat Leon Supercopa	SSP	<b>2:38.454</b>	6	11	+4.926	+0.780 <b>159.1</b>
12 493 R. LYNSEY / K. CLARKE	Intersport racing	BMW E46 M3 GTR	SSP	<b>2:38.822</b>	8	10	+5.294	+0.368 <b>158.8</b>
13 444 R. VAN LOON	Blueberry Racing	BMW E46 M3	SSP	<b>2:38.993</b>	8	9	+5.465	+0.171 <b>158.6</b>
14 424 P. VAN VLIET / N. VAN VLIET	Speedtec Motorsport	Speedtec Zilhouette	SSP	<b>2:39.926</b>	3	8	+6.398	+0.933 <b>157.7</b>
15 420 A. DAM	Andy Dam Racing Powered by Penta Racing	BMW M3 GTR	SSP	<b>2:40.372</b>	7	9	+6.844	+0.446 <b>157.2</b>
16 423 J. ADRIAENSSENS / P. VAN RIEL	Spork Racing Team	Seat Leon Supercopa	SSP	<b>2:40.673</b>	10	10	+7.145	+0.301 <b>156.9</b>
17 451 L. KURSTJENS	AT Motorsport	Ford Focus Silhouette	SSP	<b>2:40.736</b>	5	11	+7.208	+0.063 <b>156.9</b>
18 428 F. MEIJERS / M. MEIJERS	Meijers Motorsport	BMW M3 E92 3.2	SSP	<b>2:40.796</b>	8	10	+7.268	+0.060 <b>156.8</b>
19 496 M. MOSS / F. HAIGE	Intersport racing	BMW E46 M3 GTR	SSP	<b>2:43.066</b>	3	9	+9.538	+2.270 <b>154.6</b>

CAR N° 258 BEST LAP TIME DELETED DUE TO WHITE LINE LIMITS.  
CARS N° 350, 428 BEST LAP TIME DELETED DUE TO OVERSPEED IN PIT LANE.


Published at: .....

Track Status:

**DRY**

Stewards:

Timekeeper:




**SUPERCAR CHALLENGE**  
**SPA RACING FESTIVAL**  
**RACE 1 (60' + 1 lap)**

**Final Starting Grid**

2:54.293 <b>Frank BEDORF</b> Spirit Racing 502	- 29 -	513	AT Motorsport	2:55.721 <b>Kim TROEYEN</b>
2:51.446 <b>Rob NIEMAN</b> Spirit Racing 501	- 28 -	505	Traxx Racing Team	2:51.539 <b>Chris VOET</b>
2:50.561 <b>Erwin VAN DIJK</b> Zoet Racing 520	- 27 -	577	Unil Lubricants Racing Team	2:51.108 <b>Leonid PROTASOV</b>
2:48.790 <b>Stephan POLDERMAN</b> Pujolaracing 537	- 26 -	503	Febo Racing Team	2:49.254 <b>Dennis DE BORST</b>
2:43.066 <b>Mike MOSS</b> Intersport racing 496	- 25 -	533	Day-V-Tec	2:47.175 <b>Mauits CARANSA</b>
2:40.736 <b>Leo KURSTJENS</b> AT Motorsport 451	- 24 -	428	Meijers Motorsport	2:40.796 <b>Frank MEIJERS</b>
2:40.372 <b>Andy DAM</b> Andy Dam Racing Powered by Penta Racing 420	- 23 -	423	Spork Racing Team	2:40.673 <b>Jimmy ADRIAENSSENS</b>
2:38.993 <b>Ronald VAN LOON</b> Blueberry Racing 444	- 22 -	424	Speedtec Motorsport	2:39.926 <b>Peter VAN VLIET</b>
2:38.454 <b>Lee ALLEN</b> Team Compak Ramps 426	- 21 -	493	Intersport racing	2:38.822 <b>Ryan LYNSEY</b>
2:37.641 <b>Leon ZAPPELJ</b> JR Motorsport 416	- 20 -	447	Team Webb	2:37.674 <b>Martin WEBB</b>
2:35.347 <b>Tristan BOORSMA</b> NMT Racing 417	- 19 -	430	Ferry Monster Autosport	2:36.530 <b>René WIJNEN</b>
2:34.851 <b>Werner VAN HERCK</b> Van Herck Racing 411	- 18 -	412	Munckhof Racing/ vd Plas Racing	2:35.276 <b>Eric VAN DEN MUNCKHOF</b>
2:33.925 <b>Dennis DE GROOT</b> JR Motorsport 409	- 17 -	470	Van der Kooi Lotus Racing	2:34.122 <b>Huub DELNOUJ</b>
2:33.528 <b>Cor EUSER</b> Cor Euser Racing 450	- 16 -	406	European Staffing Racing	2:33.914 <b>Koen BOGAERTS</b>
2:41.076 <b>Jack ROZENDAAL</b> GT3 Racing Lingewaal 229	- 15 -	309	Topper Team	<b>Dirk SCHULZ</b>
2:38.453 <b>Alain FRANSSSEN</b> EMG Motorsport 349	- 14 -	350	Intersport Racing	2:40.083 <b>Andrew DONALDSON</b>
2:35.956 <b>Fiona JAMES</b> Backdraft Motorsport 333	- 13 -	351	Intersport racing	2:38.186 <b>Dan STRINGFELLOW</b>
2:33.809 <b>Carlo KUIJER</b> Blueberry Racing 771	- 12 -	343	Lammerink Racing	2:34.241 <b>Daan MEIJER</b>
2:32.722 <b>Oliver FREYMUTH</b> AKF Motorsport 330	- 11 -	315	Vandereyt Racing	2:33.396 <b>Miguel VANDEREYT</b>
2:32.446 <b>Simon ATKINSON</b> Backdraft Motorsport 334	- 10 -	347	FMA Racing	2:32.707 <b>Thierry VERSTRAETE</b>
2:31.588 <b>Marcel VAN BERLO</b> Van Berlo Racing 303	- 9 -	744	GH Motorsport	2:32.357 <b>Henk HAANE</b>
2:31.197 <b>Filip DECLERQ</b> Glasfolie.be 773	- 8 -	760	Norma Benelux	2:31.521 <b>David HOUTHOOFF</b>
2:29.367 <b>Steve VANBELLINGEN</b> JR Motorsport 321	- 7 -	306	Day-V-Tec	2:30.278 <b>Max KOEBOLT</b>
2:26.069 <b>Patrick VAN GLABEKE</b> Curbstone FMA Racing 258	- 6 -	215	Radical Benelux	2:28.145 <b>Henk THUIS</b>
2:25.158 <b>Barry MAESSEN</b> Racingteam Venray 114	- 5 -	202	GT3 Racing	2:25.755 <b>Craig WILKENS</b>
2:24.132 <b>Martin LANTING</b> Martino Rosso Racing 108	- 4 -	193	Nova Race GT3	2:24.796 <b>Philippe STEVENY</b>
2:22.042 <b>Jan STORM</b> Storm-Tag Point Racing 131	- 3 -	103	Volvo Reede Racing by DayVTec	2:22.439 <b>Henry ZUMBRINK</b>
2:20.939 <b>Kelvin SNOEKS</b> Day-V-Tec 106	- 2 -	117	Team Raceart	2:21.033 <b>Roger GROUWELS</b>
2:20.378 <b>Shaun BALFE</b> Balfe Motorsport 138	- 1 -	120	HorsePower Racing	2:20.779 <b>Paul BAILEY</b>


Pole



**SUPERCAR CHALLENGE**  
SPA RACING FESTIVAL  
RACE 1 (60' +1 lap)

Final Starting Grid

Stewards:	Timekeeper:
-----------	-------------



**SPA RACING FESTIVAL**  
**SUPERCAR CHALLENGE**  
**RACE 1**

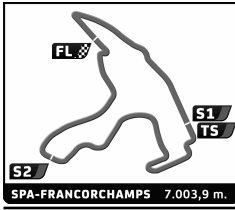
**Final Classification**

Drivers	Team	Vehicle	Class	Laps	Total Time	Gap	Kph	Best Lap		
								Lap	Time	Kph
1 138 Shaun BALFE/Phil KEEN	Balfe Motorsport	Ferrari 458 GT3	SGT	25	<b>1:02:52.950</b>	-	167.1	18	<b>2:21.937</b>	177.6
2 117 Roger GROUWELS/Robert DE GRAAFF	Team Raceart	Dodge Viper GT3-R	SGT	25	<b>1:03:20.649</b>	+27.699	165.9	5	<b>2:21.786</b>	177.8
3 120 Paul BAILEY/Andy SCHULZ	HorsePower Racing	Aston Martin	SGT	25	<b>1:03:44.126</b>	+51.176	164.8	21	<b>2:23.234</b>	176.0
4 114 Barry MAESSEN	Racingteam Venray	Vicora V8	SGT	25	<b>1:03:47.604</b>	+54.654	164.7	6	<b>2:27.974</b>	170.4
5 258 Patrick VAN GLABBEKE/Frédérique JONCKHEERE	Curbstone FMA Racing	Ferrari 458 GT3	GT	25	<b>1:04:15.681</b>	+1:22.731	163.5	13	<b>2:25.511</b>	173.3
6 202 Craig WILKENS/Aaron SCOTT	GT3 Racing	Dodge Viper GT3	GT	25	<b>1:04:40.134</b>	+1:47.184	162.5	22	<b>2:28.964</b>	169.3
7 131 Jan STORM/Niels BOUWHUIS	Storm-Tag Point Racing	BMW Z4 GT3	SGT	25	<b>1:05:05.203</b>	+2:12.253	161.4	6	<b>2:25.321</b>	173.5
8 321 Steve VANBELLINGEN/Ward SLUYS	JR Motorsport	BMW M4 Silhouette	GTB	24	<b>1:03:30.972</b>		158.8	3	<b>2:30.388</b>	167.7
9 193 Philippe STEVENY/Stephane BAILLY	Nova Race GT3	Nissan GT-R Gt3	SGT	24	<b>1:03:42.464</b>		158.3	2	<b>2:27.312</b>	171.2
10 343 Daan MEIJER	Lammertink Racing	Porsche 997 GT3 Cup	GTB	24	<b>1:03:51.350</b>		157.9	8	<b>2:33.202</b>	164.6
11 744 Henk HAANE/Kris COOLS	GH Motorsport	Tatuus PY012	SL2	24	<b>1:03:52.603</b>		157.9	18	<b>2:31.778</b>	166.1
12 760 David HOUTHOOFF/Vincent DESSCHANS	Norma Benelux	Norma M20F	SL3	24	<b>1:03:57.441</b>		157.7	8	<b>2:33.602</b>	164.2
13 303 Marcel VAN BERLO	Van Berlo Racing	Porsche 997 Cup	GTB	24	<b>1:03:59.779</b>		157.6	7	<b>2:33.602</b>	164.2
14 334 Simon ATKINSON	Backdraft Motorsport	Lamborghini Gallardo	GTB	24	<b>1:04:18.908</b>		156.8	16	<b>2:32.265</b>	165.6
15 330 Oliver FREYMUTH	AKF Motorsport	Renault Megane Trophy	GTB	24	<b>1:04:27.214</b>		156.5	8	<b>2:33.692</b>	164.1
16 409 Dennis DE GROOT/Bas SCHOUTEN	JR Motorsport	BMW E46 M3 GTR	SSP	24	<b>1:04:36.165</b>		156.1	17	<b>2:35.302</b>	162.4
17 215 Henk THUIS	Radical Benelux	Radical RXC 2.7 V8	GT	24	<b>1:04:49.427</b>		155.0	10	<b>2:28.806</b>	169.4
18 406 Koen BOGAERTS/Mark VAN DER AA	European Staffing Racing	BMW M3 E90 WTCC	SSP	24	<b>1:05:03.102</b>		155.0	14	<b>2:35.846</b>	161.8
19 773 Filip DECLERQ	Glasfolie.be	Norma M20F	SL3	24	<b>1:05:03.931</b>		155.0	15	<b>2:33.342</b>	164.4
20 412 Eric VAN DEN MUNCKHOF	Munckhof Racing/ vd Plas Racing	BMW Z4	SSP	24	<b>1:05:09.669</b>		154.8	10	<b>2:36.657</b>	161.0
21 470 Huub DELNOIJ	Van der Kooi Lotus Racing	Lotus Exige 250 CUP	SSP	24	<b>1:05:12.295</b>		154.7	6	<b>2:35.384</b>	162.3
22 347 Thierry VERSTRAETE/Nicolas VAN DIERENDONCK	FMA Racing	Ferrari Challenge Evoluzione	GTB	23	<b>1:02:56.730</b>		153.6	7	<b>2:33.608</b>	164.1
23 315 Miguel VANDEREY/Angele DETAUVENIER	Vanderey Racing	Porsche 997 GT3 Cup	GTB	23	<b>1:02:57.197</b>		153.5	8	<b>2:36.277</b>	161.3
24 771 Carlo KUIJER/Berry VAN ELK	Blueberry Racing	Radical SR3	SL3	23	<b>1:02:57.970</b>		153.5	19	<b>2:35.726</b>	161.9
25 450 Cor EUSER	Cor Euser Racing	Lotus Evra	SSP	23	<b>1:03:06.939</b>		153.1	5	<b>2:36.281</b>	161.3
26 430 René WIJNEN/Charlie FRUJNS	Ferry Monster Autosport	Seat Leon Supercopa	SSP	23	<b>1:03:21.639</b>		152.5	5	<b>2:37.397</b>	160.2
27 493 Ryan LYNSEY/Kevin CLARKE	Intersport racing	BMW E46 M3 GTR	SSP	23	<b>1:03:39.974</b>		151.8	23	<b>2:37.383</b>	160.2
28 426 Lee ALLEN	Team Compak Ramps	Seat Leon Supercopa	SSP	23	<b>1:03:47.366</b>		151.5	16	<b>2:38.056</b>	159.5
29 333 Fiona JAMES	Backdraft Motorsport	Lamborghini Gallardo	GTB	23	<b>1:03:59.399</b>		151.0	10	<b>2:36.739</b>	160.9
30 420 Andy DAM	Andy Dam Racing Powered by Penta Racing	BMW M3 GTR	SSP	23	<b>1:04:10.864</b>		150.6	15	<b>2:40.758</b>	156.8
31 229 Jack ROZENDAAL	GT3 Racing Lingewaal	Porsche GT3 RS	GT	23	<b>1:04:17.187</b>		150.3	20	<b>2:40.691</b>	156.9
32 416 Leon ZAPPEIJ/Michael VERHAGEN	JR Motorsport	BMW 132 GTR	SSP	23	<b>1:04:36.064</b>		149.6	6	<b>2:39.479</b>	158.1
33 309 Dirk SCHULZ	Topper Team	Porsche 997 GT3	GTB	23	<b>1:04:38.788</b>		149.5	14	<b>2:42.452</b>	155.2
34 496 Mike MOSS/Flick HAIGE	Intersport racing	BMW E46 M3 GTR	SSP	23	<b>1:04:51.056</b>		149.0	18	<b>2:40.433</b>	157.2
35 424 Peter VAN VLIET/Nico VAN VLIET	Speedtec Motorsport	Speedtec Zilhouette	SSP	23	<b>1:04:57.542</b>		148.8	6	<b>2:42.283</b>	155.4
36 350 Andrew DONALDSON/Ian DONALDSON	Intersport Racing	Porsche 997 Cup	GTB	23	<b>1:05:26.972</b>		147.7	2	<b>2:36.515</b>	161.1
37 306 Max KOEBOLT	Day-V-Tec	Corvette GT4	GTB	22	<b>59:24.469</b>		155.6	11	<b>2:32.962</b>	164.8
38 417 Tristan BOORSMA	NMT Racing	BMW M3 GT4	SSP	22	<b>1:00:25.000</b>		153.0	9	<b>2:36.518</b>	161.1
39 423 Jimmy ADRIAENSSENS/Philippe VAN RIEL	Spork Racing Team	Seat Leon Supercopa	SSP	22	<b>1:03:02.076</b>		146.7	21	<b>2:41.294</b>	156.3
40 503 Dennis DE BORST/Martin DE KLEIJN	Febo Racing Team	Renault Clio RS 2.0 16V	SP2	22	<b>1:04:28.474</b>		143.4	18	<b>2:47.837</b>	150.2
41 533 Mauits CARANSA/Wesley CARANSA	Day-V-Tec	BMW 130i	SP2	22	<b>1:04:29.792</b>		143.3	18	<b>2:48.590</b>	149.6
42 520 Erwin VAN DIJK	Zoet Racing	Lotus Exige	SP2	22	<b>1:04:30.509</b>		143.3	18	<b>2:47.868</b>	150.2
43 106 Kelvin SNOEKS	Day-V-Tec	Volvo S60 V8	SGT	22	<b>1:04:32.464</b>		143.2	3	<b>2:23.646</b>	175.5
44 351 Dan STRINGFELLOW	Intersport racing	Lamborghini Gallardo	GTB	22	<b>1:04:56.639</b>		142.4	22	<b>2:34.397</b>	163.3
45 537 Stephan POLDERMAN/Rene STEENMETZ	Pujolaracing	Renault Clio 4	SP2	22	<b>1:05:18.361</b>		141.6	16	<b>2:49.320</b>	148.9
46 577 Leonid PROTASOV	Unil Lubricants Racing Team	BMW E46 ETCC	SP2	22	<b>1:05:20.253</b>		141.5	3	<b>2:50.541</b>	147.8
47 501 Rob NIEMAN	Spirit Racing	Renault Clio RS 2.0 16V	SP2	22	<b>1:05:21.366</b>		141.5	4	<b>2:51.052</b>	147.4
48 505 Chris VOET/Bart VAN DEN BROECK	Traxx Racing Team	Renault Clio	SP2	22	<b>1:05:29.449</b>		141.2	3	<b>2:50.874</b>	147.6
49 502 Frank BEDORF	Spirit Racing	Renault Clio RS 2.0 16V	SP2	22	<b>1:05:47.129</b>		140.5	18	<b>2:53.425</b>	145.4
50 108 Martin LANTING/Bob HERBER	Martino Rosso Racing	Ferrari GT2 458	SGT	20	<b>56:41.999</b>		148.2	2	<b>2:28.119</b>	170.2
51 103 Henry ZUMBRINK	Volvo Reede Racing by DayVtec	Volvo S60 V8	SGT	18	<b>47:59.722</b>		157.6	4	<b>2:25.033</b>	173.9

**Not classified:**

411 Werner VAN HERCK	Van Herck Racing	Mazda 3	SSP	12	<b>31:49.133</b>			7	<b>2:35.993</b>	161.6
349 Alain FRANSSSEN	EMG Motorsport	Porsche 997 Cup	GTB	12	<b>34:32.581</b>			7	<b>2:37.232</b>	160.4
513 Kim TROEYEN	AT Motorsport	Ford Focus Silhouette	SP2	10	<b>32:24.837</b>			6	<b>3:00.279</b>	139.9
451 Leo KURSTJENS	AT Motorsport	Ford Focus Silhouette	SSP	7	<b>20:03.887</b>			3	<b>2:45.112</b>	152.7
444 Ronald VAN LOON	Blueberry Racing	BMW E46 M3	SSP	4	<b>13:22.646</b>			3	<b>2:44.706</b>	153.1
447 Martin WEBB/Carl WOODWISS	Team Webb	BMW E46 GTR	SSP	1	<b>2:59.530</b>					
428 Frank MEIJERS/Menno MEIJERS	Meijers Motorsport	BMW M3 E92 3.2	SSP							

<b>Pole Position</b>	S. BALFE	<b>2:20.378</b>	
<b>Fastest Lap</b>	Lap 5 Roger GROUWELS	<b>2:21.786</b>	177.8 Kph



**SPA RACING FESTIVAL**  
**SUPERCAR CHALLENGE**  
**RACE 1**


**Final Classification**

Drivers	Team	Vehicle	Class	Laps	Total Time	Gap	Kph	Best Lap		
								Lap	Time	Kph

20 SECONDS PENALTY - CAR N° 333 DUE TO NOT RESPECT PIT WINDOW.  
 30 SECONDS PENALTY - CAR N° 334 DUE TO TRACK LIMITS.  
 10 PLACES BACK ON GRID - CAR N° 108 DUE TO TYRE CHANGE.

Published at: .....	Track Status: <b>DRY</b>
Stewards:	Timekeeper:






**SUPERCAR CHALLENGE**  
**SPA RACING FESTIVAL**

**RACE 1**

**Final Classification by Division**

Nr. Drivers	Team	Car	Cl	Laps	Total Time	Gap	Kph	Best Lap	
								Lap	Time Kph
<b>GT Division</b>									
1	258 P. VAN GLABEKE / F. JONCKHEERE	Curbstone FMA Racing	Ferrari 458 GT3	GT	25	<b>1:04:15.681</b>	163.5	13	<b>2:25.511</b> 173.3
2	202 C. WILKENS / A. SCOTT	GT3 Racing	Dodge Viper GT3	GT	25	<b>1:04:40.134</b>	+24.453	22	<b>2:28.964</b> 169.3
3	215 H. THUIS	Radical Benelux	Radical RXC 2.7 V8	GT	24	<b>1:04:49.427</b>	1 Laps 155.6	10	<b>2:28.806</b> 169.4
4	229 J. ROZENDAAL	GT3 Racing Lingewaal	Porsche GT3 RS	GT	23	<b>1:04:17.187</b>	2 Laps 150.3	20	<b>2:40.691</b> 156.9
<b>GTB Division</b>									
1	321 S. VANBELLINGEN / W. SLUYS	JR Motorsport	BMW M4 Silhouette	GTB	24	<b>1:03:30.972</b>	158.8	3	<b>2:30.388</b> 167.7
2	343 D. MEIJER	Lammerink Racing	Porsche 997 GT3 Cup	GTB	24	<b>1:03:51.350</b>	+20.378 157.9	8	<b>2:33.202</b> 164.6
3	303 M. VAN BERLO	Van Berlo Racing	Porsche 997 Cup	GTB	24	<b>1:03:59.779</b>	+28.807 157.6	7	<b>2:33.602</b> 164.2
4	334 S. ATKINSON	Backdraft Motorsport	Lamborghini Gallardo	GTB	24	<b>1:04:18.908</b>	+47.936 156.8	16	<b>2:32.265</b> 165.6
5	330 O. FREYMUTH	AKF Motorsport	Renault Megane Trophy	GTB	24	<b>1:04:27.214</b>	+56.242 156.5	8	<b>2:33.692</b> 164.1
6	347 T. VERSTRAETE / N. VAN DIERENDONCK	FMA Racing	Ferrari Challenge Evoluzione	GTB	23	<b>1:02:56.730</b>	1 Laps 153.6	7	<b>2:33.608</b> 164.1
7	315 M. VANDEREY / A. DETAVENIER	Vanderey Racing	Porsche 997 GT3 Cup	GTB	23	<b>1:02:57.197</b>	1 Laps 153.5	8	<b>2:36.277</b> 161.3
8	333 F. JAMES	Backdraft Motorsport	Lamborghini Gallardo	GTB	23	<b>1:03:59.399</b>	1 Laps 151.0	10	<b>2:36.739</b> 160.9
9	309 D. SCHULZ	Topper Team	Porsche 997 GT3	GTB	23	<b>1:04:38.788</b>	1 Laps 149.5	14	<b>2:42.452</b> 155.2
10	350 A. DONALDSON / I. DONALDSON	Intersport Racing	Porsche 997 Cup	GTB	23	<b>1:05:26.972</b>	1 Laps 147.7	2	<b>2:36.515</b> 161.1
11	306 M. KOEBOLT	Day-V-Tec	Corvette GT4	GTB	22	<b>59:24.469</b>	2 Laps 155.6	11	<b>2:32.962</b> 164.8
12	351 D. STRINGFELLOW	Intersport racing	Lamborghini Gallardo	GTB	22	<b>1:04:56.639</b>	2 Laps 142.4	22	<b>2:34.397</b> 163.3
<b>Not classified:</b>									
349	A. FRANSSSEN	EMG Motorsport	Porsche 997 Cup	GTB	12	<b>34:32.581</b>	146.0	7	<b>2:37.232</b> 160.4
<b>Sport 2 Division</b>									
1	503 D. DE BORST / M. DE KLEIJN	Feko Racing Team	Renault Clio RS 2.0 16V	SP2	22	<b>1:04:28.474</b>	143.4	18	<b>2:47.837</b> 150.2
2	533 M. CARANSA / W. CARANSA	Day-V-Tec	BMW 130i	SP2	22	<b>1:04:29.792</b>	+1.318 143.3	18	<b>2:48.590</b> 149.6
3	520 E. VAN DIJK	Zoet Racing	Lotus Exige	SP2	22	<b>1:04:30.509</b>	+2.035 143.3	18	<b>2:47.868</b> 150.2
4	537 S. POLDERMAN / R. STEENMETZ	Pujolaracing	Renault Clio 4	SP2	22	<b>1:05:18.361</b>	+49.887 141.6	16	<b>2:49.320</b> 148.9
5	577 L. PROTASOV / .	Unil Lubricants Racing Team	BMW E46 ETCC	SP2	22	<b>1:05:20.253</b>	+51.779 141.5	3	<b>2:50.541</b> 147.8
6	501 R. NIEMAN	Spirit Racing	Renault Clio RS 2.0 16V	SP2	22	<b>1:05:21.366</b>	+52.892 141.5	4	<b>2:51.052</b> 147.4
7	505 C. YOET / B. VAN DEN BROECK	Traxx Racing Team	Renault Clio	SP2	22	<b>1:05:29.449</b>	+100.975 141.2	3	<b>2:50.874</b> 147.6
8	502 F. BEDORF / .	Spirit Racing	Renault Clio RS 2.0 16V	SP2	22	<b>1:05:47.129</b>	+118.655 140.5	18	<b>2:53.425</b> 145.4
<b>Not classified:</b>									
513	K. TROEYEN	AT Motorsport	Ford Focus Silhouette	SP2	10	<b>32:24.837</b>	129.6	6	<b>3:00.279</b> 139.9
<b>Super GT Division</b>									
1	138 S. BALFE / P. KEEN	Balfe Motorsport	Ferrari 458 GT3	SGT	25	<b>1:02:52.950</b>	167.1	18	<b>2:21.937</b> 177.6
2	117 R. GROUWELS / R. DE GRAAFF	Team Raceart	Dodge Viper GT3-R	SGT	25	<b>1:03:20.649</b>	+27.699 165.9	5	<b>2:21.786</b> 177.8
3	120 P. BAILEY / A. SCHULZ	HorsePower Racing	Aston Martin	SGT	25	<b>1:03:44.126</b>	+51.176 164.8	21	<b>2:23.234</b> 176.0
4	114 B. MAESSEN	Racingteam Venray	Vicora V8	SGT	25	<b>1:03:47.604</b>	+54.654 164.7	6	<b>2:27.974</b> 170.4
5	131 J. STORM / N. BOUWHUIS	Storm-Tag Point Racing	BMW Z4 GT3	SGT	25	<b>1:05:05.203</b>	+212.253 161.4	6	<b>2:25.321</b> 173.5
6	193 P. STEVENY / S. BAILLY	Nova Race GT3	Nissan GT-R Gt3	SGT	24	<b>1:03:42.464</b>	1 Laps 158.3	2	<b>2:27.312</b> 171.2
7	106 K. SNOEKS	Day-V-Tec	Volvo S60 V8	SGT	22	<b>1:04:32.464</b>	3 Laps 143.2	3	<b>2:23.646</b> 175.5
8	108 M. LANTING / B. HERBER	Martino Rosso Racing	Ferrari GT2 458	SGT	20	<b>56:41.999</b>	5 Laps 148.2	2	<b>2:28.119</b> 170.2
9	103 H. ZUMBRINK	Volvo Reeda Racing by DayVtec	Volvo S60 V8	SGT	18	<b>47:59.722</b>	7 Laps 157.6	4	<b>2:25.033</b> 173.9
<b>Super Lights Group 2</b>									
1	744 H. HAANE / K. COOLS	GH Motorsport	Tatuus PY012	SL2	24	<b>1:03:52.603</b>	157.9	18	<b>2:31.778</b> 166.1
<b>Super Lights Group 3</b>									
1	760 D. HOUTHOOFT / V. DESSCHANS	Norma Benelux	Norma M20F	SL3	24	<b>1:03:57.441</b>	157.7	8	<b>2:33.602</b> 164.2
2	773 F. DECLERQ	Glasfolie.be	Norma M20F	SL3	24	<b>1:05:03.931</b>	+106.490 155.0	15	<b>2:33.342</b> 164.4
3	771 C. KUIJER / B. VAN ELK	Blueberry Racing	Radical SR3	SL3	23	<b>1:02:57.970</b>	1 Laps 153.5	19	<b>2:35.726</b> 161.9
<b>Supersport Division</b>									
1	409 D. DE GROOT / B. SCHOUTEN	JR Motorsport	BMW E46 M3 GTR	SSP	24	<b>1:04:36.165</b>	156.1	17	<b>2:35.302</b> 162.4
2	406 K. BOGAERTS / M. VAN DER AA	European Staffing Racing	BMW M3 E90 WTCC	SSP	24	<b>1:05:03.102</b>	+26.937 155.0	14	<b>2:35.846</b> 161.8
3	412 E. VAN DEN MUNCKHOF	Munckhof Racing/ vd Plas Racing	BMW Z4	SSP	24	<b>1:05:09.669</b>	+33.504 154.8	10	<b>2:36.657</b> 161.0
4	470 H. DELNOU	Van der Kooij Lotus Racing	Lotus Evija 250 CUP	SSP	24	<b>1:05:12.295</b>	+36.130 154.7	6	<b>2:35.384</b> 162.3
5	450 C. EUSER	Cor Euser Racing	Lotus Evora	SSP	23	<b>1:03:06.939</b>	1 Laps 153.1	5	<b>2:36.281</b> 161.3
6	430 R. WIJNEN / C. FRJNS	Ferry Monster Autosport	Seat Leon Supercopa	SSP	23	<b>1:03:21.639</b>	1 Laps 152.5	5	<b>2:37.397</b> 160.2
7	493 R. LYNSEY / K. CLARKE	Intersport racing	BMW E46 M3 GTR	SSP	23	<b>1:03:39.974</b>	1 Laps 151.8	23	<b>2:37.383</b> 160.2
8	426 L. ALLEN	Team Compak Ramps	Seat Leon Supercopa	SSP	23	<b>1:03:47.366</b>	1 Laps 151.5	16	<b>2:38.056</b> 159.5
9	420 A. DAM	Andy Dash Racing Powered by Petrol Racing	BMW M3 GTR	SSP	23	<b>1:04:10.864</b>	1 Laps 150.6	15	<b>2:40.758</b> 156.8
10	416 L. ZAPPEIJ / M. VERHAGEN	JR Motorsport	BMW 132 GTR	SSP	23	<b>1:04:36.064</b>	1 Laps 149.6	6	<b>2:39.479</b> 158.1
11	496 M. MOSS / F. HAIGE	Intersport racing	BMW E46 M3 GTR	SSP	23	<b>1:04:51.056</b>	1 Laps 149.0	18	<b>2:40.433</b> 157.2
12	424 P. VAN VLIET / N. VAN VLIET	Speedtec Motorsport	Speedtec Zilhouette	SSP	23	<b>1:04:57.542</b>	1 Laps 148.8	6	<b>2:42.283</b> 155.4
13	417 T. BOORSMA / .	NMT Racing	BMW M3 GT4	SSP	22	<b>1:00:25.000</b>	2 Laps 153.0	9	<b>2:36.518</b> 161.1
14	423 J. ADRIAENSSENS / P. VAN RIEL	Spork Racing Team	Seat Leon Supercopa	SSP	22	<b>1:03:02.076</b>	2 Laps 146.7	21	<b>2:41.294</b> 156.3



**SUPERCAR CHALLENGE**  
**SPA RACING FESTIVAL**  
**RACE 1**

Final Classification by Division

Nr. Drivers	Team	Car	Cl	Laps	Total Time	Gap	Kph	Best Lap		
								Lap	Time	Kph
<b>Not classified:</b>										
411 <b>W. VAN HERCK</b>	Van Herck Racing	Mazda 3	SSP	12	<b>31:49.133</b>	12 Laps	158.5	7	<b>2:35.993</b>	161.6
451 <b>L. KURSTJENS</b>	AT Motorsport	Ford Focus Silhouette	SSP	7	<b>20:03.887</b>		146.6	3	<b>2:45.112</b>	152.7
444 <b>R. VAN LOON</b>	Blueberry Racing	BMW E46 M3	SSP	4	<b>13:22.646</b>	20 Laps	125.7	3	<b>2:44.706</b>	153.1
447 <b>M. WEBB / C. WOODWISS</b>	Team Webb	BMW E46 GTR	SSP	1	<b>2:59.530</b>		140.4			
428 <b>F. MEIJERS / M. MEIJERS</b>	Meijers Motorsport	BMW M3 E92 3.2	SSP			24 Laps	0.0			


20 SECONDS PENALTY - CAR N° 333 DUE TO NOT RESPECT PIT WINDOW.  
30 SECONDS PENALTY - CAR N° 334 DUE TO TRACK LIMITS.  
10 PLACES BACK ON GRID - CAR N° 108 DUE TO TYRE CHANGE.

Published at: .....

Track Status: **DRY**

Stewards:

Timekeeper:




**SUPERCAR CHALLENGE**  
**SPA RACING FESTIVAL**  
**WARM UP**

**Classification**

Nr.	Drivers	Team	Car	Class	Time	Lap	Total	Gap	Kph
1	106 K. SNOEKS	Day-V-Tec	Volvo S60 V8	SGT	<b>2:39.886</b>	3	5	-	<b>157.7</b>
2	138 S. BALFE / P. KEEN	Balfe Motorsport	Ferrari 458 GT3	SGT	<b>2:43.497</b>	2	3	+3.611	<b>154.2</b>
3	120 P. BAILEY / A. SCHULZ	HorsePower Racing	Aston Martin	SGT	<b>2:43.595</b>	2	5	+3.709	<b>154.1</b>
4	114 B. MAESSEN	Racingteam Venray	Vicora V8	SGT	<b>2:44.351</b>	6	6	+4.465	<b>153.4</b>
5	744 H. HAANE / K. COOLS	GH Motorsport	Tatus PY012	SL2	<b>2:46.356</b>	5	5	+6.470	<b>151.6</b>
6	108 M. LANTING / B. HERBER	Martino Rosso Racing	Ferrari GT2 458	SGT	<b>2:46.908</b>	4	4	+7.022	<b>151.1</b>
7	202 C. WILKENS / A. SCOTT	GT3 Racing	Dodge Viper GT3	GT	<b>2:47.817</b>	3	3	+7.931	<b>150.2</b>
8	193 P. STEVENY / S. BAILLY	Nova Race GT3	Nissan GT-R GT3	SGT	<b>2:50.920</b>	5	5	+11.034	<b>147.5</b>
9	321 S. VANBELLINGEN / W. SLUYS	JR Motorsport	BMW M4 Silhouette	GTB	<b>2:51.475</b>	2	3	+11.589	<b>147.0</b>
10	306 M. KOEBOLT	Day-V-Tec	Corvette GT4	GTB	<b>2:52.228</b>	4	5	+12.342	<b>146.4</b>
11	350 A. DONALDSON / I. DONALDSON	Intersport Racing	Porsche 997 Cup	GTB	<b>2:52.435</b>	4	4	+12.549	<b>146.2</b>
12	315 M. VANDEREY / A. DETAVENIER	Vanderey Racing	Porsche 997 GT3 Cup	GTB	<b>2:52.587</b>	2	5	+12.701	<b>146.1</b>
13	347 T. VERSTRAETE / N. VAN DIERENDONCK	FMA Racing	Ferrari Challenge Evoluzione	GTB	<b>2:53.278</b>	5	5	+13.392	<b>145.5</b>
14	426 L. ALLEN	Team Compak Ramps	Seat Leon Supercopa	SSP	<b>2:53.646</b>	3	5	+13.760	<b>145.2</b>
15	496 M. MOSS / F. HAIGE	Intersport racing	BMW E46 M3 GTR	SSP	<b>2:53.993</b>	3	5	+14.107	<b>144.9</b>
16	771 C. KUIJER / B. VAN ELK	Blueberry Racing	Blueberry Racing	SL3	<b>2:54.162</b>	5	5	+14.276	<b>144.8</b>
17	131 J. STORM / N. BOUWHUIS	Storm-Tag Point Racing	BMW Z4 GT3	SGT	<b>2:54.419</b>	3	4	+14.533	<b>144.6</b>
18	760 D. HOUTHOOFF / V. DESSCHANS	Norma Benelux	Norma M20F	SL3	<b>2:54.885</b>	3	4	+14.999	<b>144.2</b>
19	417 T. BOORSMA / .	NMT Racing	BMW M3 GT4	SSP	<b>2:55.898</b>	3	5	+16.012	<b>143.3</b>
20	406 K. BOGAERTS / M. VAN DER AA	European Staffing Racing	BMW M3 E90 WTCC	SSP	<b>2:58.110</b>	2	3	+18.224	<b>141.6</b>
21	470 H. DELNOU	Van der Kooi Lotus Racing	Lotus Exige 250 CUP	SSP	<b>2:58.800</b>	4	5	+18.914	<b>141.0</b>
22	493 R. LYNSEY / K. CLARKE	Intersport racing	BMW E46 M3 GTR	SSP	<b>2:59.714</b>	4	4	+19.828	<b>140.3</b>
23	533 M. CARANSA / W. CARANSA	Day-V-Tec	BMW 130i	SP2	<b>3:01.012</b>	5	5	+21.126	<b>139.3</b>
24	503 D. DE BORST / M. DE KLEIJN	Febo Racing Team	Renault Clio RS 2.0 16V	SP2	<b>3:01.408</b>	3	5	+21.522	<b>139.0</b>
25	444 R. VAN LOON	Blueberry Racing	BMW E46 M3	SSP	<b>3:02.349</b>	4	5	+22.463	<b>138.3</b>
26	303 M. VAN BERLO	Van Berlo Racing	Porsche 997 Cup	GTB	<b>3:02.944</b>	2	5	+23.058	<b>137.8</b>
27	447 M. WEBB / C. WOODWISS	Team Webb	BMW E46 GTR	SSP	<b>3:03.154</b>	3	4	+23.268	<b>137.7</b>
28	351 D. STRINGFELLOW	Intersport racing	Lamborghini Gallardo	GTB	<b>3:05.447</b>	3	4	+25.561	<b>136.0</b>
29	520 E. VAN DIJK	Zoet Racing	Lotus Exige	SP2	<b>3:05.875</b>	2	5	+25.989	<b>135.7</b>
30	505 C. VOET / B. VAN DEN BROECK	Traxx Racing Team	Renault Clio	SP2	<b>3:06.916</b>	5	5	+27.030	<b>134.9</b>
31	502 F. BEDORF / .	Spirit Racing	Renault Clio RS 2.0 16V	SP2	<b>3:07.216</b>	4	5	+27.330	<b>134.7</b>
32	229 J. ROZENDAAL	GT3 Racing Lingewaal	Porsche GT3 R5	GT	<b>3:07.472</b>	4	4	+27.586	<b>134.5</b>
33	501 R. NIEMAN	Spirit Racing	Renault Clio RS 2.0 16V	SP2	<b>3:09.052</b>	4	5	+29.166	<b>133.4</b>
34	420 A. DAM	Andy Dam Racing Powered by Perto Racing	BMW M3 GTR	SSP	<b>3:11.393</b>	4	5	+31.507	<b>131.7</b>
35	309 D. SCHULZ	Topper Team	Porsche 997 GT3	GTB	<b>3:20.370</b>	4	4	+40.484	<b>125.8</b>
36	513 K. TROEYEN	AT Motorsport	Ford Focus Silhouette	SP2	<b>3:27.502</b>	5	5	+47.616	<b>121.5</b>
37	103 H. ZUMBRINK	Volvo Reede Racing by DayVtec	Volvo S60 V8	SGT					
38	117 R. GROUWELS / R. DE GRAAFF	Team Raceart	Dodge Viper GT3-R	SGT			3		
39	190 D. PEDERSEN	Team Holbaek Pedersen	Aquila CR1	SGT					
40	215 H. THUIS	Radical Benelux	Radical RXC 2.7 V8	GT			2		
41	219 A. KJAERGAARD	AC Racing	Scoty GT	GT					
42	258 P. VAN GLABEKE / F. JONCKHEERE	Curbstone FMA Racing	Ferrari 458 GT3	GT					
43	330 O. FREYMUTH	AKF Motorsport	Renault Megane Trophy	GTB					
44	333 F. JAMES	Backdraft Motorsport	Lamborghini Gallardo	GTB					
45	334 S. ATKINSON	Backdraft Motorsport	Lamborghini Gallardo	GTB					
46	343 D. MEIJER	Lammertink Racing	Porsche 997 GT3 Cup	GTB					
47	349 A. FRANSEN	EMG Motorsport	Porsche 997 Cup	GTB					
48	409 D. DE GROOT / B. SCHOUTEN	JR Motorsport	BMW E46 M3 GTR	SSP			2		
49	411 W. VAN HERCK	Van Herck Racing	Mazda 3	SSP					
50	412 E. VAN DEN MUNCKHOF	Munckhof Racing/ vd Plas Racing	BMW Z4	SSP			2		
51	416 L. ZAPPEL / M. VERHAGEN	JR Motorsport	BMW 132 GTR	SSP					
52	423 J. ADRIAENSSENS / P. VAN RIEL	Spork Racing Team	Seat Leon Supercopa	SSP					
53	424 P. VAN VLIET / N. VAN VLIET	Speedtec Motorsport	Speedtec Zilhouette	SSP					
54	428 F. MEIJERS / M. MEIJERS	Meijers Motorsport	BMW M3 E92 3.2	SSP					
55	430 R. WIJNEN / C. FRUJNS	Ferry Monster Autosport	Seat Leon Supercopa	SSP					
56	450 C. EUSER	Cor Euser Racing	Lotus Evora	SSP					
57	451 L. KURSTJENS	AT Motorsport	Ford Focus Silhouette	SSP					
58	537 S. POLDERMAN / R. STEENMETZ	Pujolaracing	Renault Clio 4	SP2					
59	577 L. PROTASOV / .	Unil Lubricants Racing Team	BMW E46 ETCC	SP2			2		
60	748 D. GIBSON / T. BRADSHAW	Gibson Motorsport	Gibson GH-19	SL2					
61	773 F. DECLERQ	Glasfolie.be	Norma M20F	SL3			2		

**Fastest Lap** Lap 3 Kelvin SNOEKS **2:39.886** 157.7 Kph



**SUPERCAR CHALLENGE**  
**SPA RACING FESTIVAL**  
**WARM UP**


**Classification**

Nr. Drivers	Team	Car	Class	Time	Lap Total	Gap	Kph
-------------	------	-----	-------	------	-----------	-----	-----

Published at: .....

Track Status: **WET**


<b>Race Director:</b>	<b>Timekeeper:</b>
-----------------------	--------------------



**SUPERCAR CHALLENGE**  
**SPA RACING FESTIVAL**  
**WARM UP**

**Best Sector Times**


SECTOR 1			SECTOR 2			SECTOR 3			Pos	Team	Cl	Ideal Lap	Best Lap
Pos	Driver	Time	Driver	Time	Driver	Time	Pos	Team	Cl	Ideal Lap	Best Lap		
1	120 P.BAILEY	43.455	120 P.BAILEY	1:14.168	106 K.SNOEKS	40.823	1	120 HorsePower Racing	SGT	2'39.466	2:43.595 (3)		
2	106 K.SNOEKS	43.913	106 K.SNOEKS	1:15.150	138 S.BALFE	41.811	2	106 Day-V-Tec	SGT	2'39.886	2:39.886 (1)		
3	114 B.MAESSEN	44.485	744 H.HAANE	1:16.925	120 P.BAILEY	41.843	3	138 Balfe Motorsport	SGT	2'43.497	2:43.497 (2)		
4	138 S.BALFE	44.530	114 B.MAESSEN	1:16.934	114 B.MAESSEN	42.170	4	114 Racingteam Venray	SGT	2'43.589	2:44.351 (4)		
5	108 M.LANTING	44.589	138 S.BALFE	1:17.156	744 H.HAANE	42.921	5	744 GH Motorsport	SL2	2'46.356	2:46.356 (5)		
6	202 C.WILKENS	44.842	193 P.STEVENY	1:18.025	202 C.WILKENS	42.962	6	202 GT3 Racing	GT	2'46.433	2:47.817 (7)		
7	193 P.STEVENY	45.174	202 C.WILKENS	1:18.629	108 M.LANTING	43.122	7	193 Nova Race GT3	SGT	2'46.496	2:50.920 (8)		
8	347 T.VERSTRAETE	46.144	215 H.THUIS	1:18.955	193 P.STEVENY	43.297	8	108 Martino Rosso Racing	SGT	2'46.908	2:46.908 (6)		
9	321 S.VANBELLINGEN	46.354	108 M.LANTING	1:19.197	315 M.VANDEREYNT	43.369	9	321 JR Motorsport	GTB	2'50.260	2:51.475 (9)		
10	744 H.HAANE	46.510	350 A.DONALDSON	1:19.393	321 S.VANBELLINGEN	43.511	10	215 Radical Benelux	GT	2'50.739			
11	131 J.STORM	46.694	470 H.DELNOIJ	1:19.712	350 A.DONALDSON	43.935	11	315 Vandereynt Racing	GTB	2'51.334	2:52.587 (12)		
12	303 M.VAN BERLO	46.796	303 M.VAN BERLO	1:20.003	306 M.KOEBOLT	44.108	12	350 Intersport Racing	GTB	2'51.481	2:52.435 (11)		
13	306 M.KOEBOLT	47.214	771 C.KUIJER	1:20.070	215 H.THUIS	44.219	13	306 Day-V-Tec	GTB	2'51.646	2:52.228 (10)		
14	315 M.VANDEREYNT	47.296	426 L.ALLEN	1:20.220	496 M.MOSS	44.308	14	303 Van Berlo Racing	GTB	2'51.905	3:02.944 (26)		
15	117 R.GROUWELS	47.370	306 M.KOEBOLT	1:20.324	347 T.VERSTRAETE	44.509	15	347 FMA Racing	GTB	2'52.674	2:53.278 (13)		
16	215 H.THUIS	47.565	321 S.VANBELLINGEN	1:20.395	426 L.ALLEN	44.552	16	426 Team Compak Ramps	SSP	2'53.596	2:53.646 (14)		
17	350 A.DONALDSON	48.153	496 M.MOSS	1:20.546	771 C.KUIJER	44.632	17	496 Intersport racing	SSP	2'53.642	2:53.993 (15)		
18	760 D.HOUTHOOFFD	48.239	417 T.BOOERSMA	1:20.656	760 D.HOUTHOOFFD	44.652	18	131 Storm-Tag Point Racing	SGT	2'53.652	2:54.419 (17)		
19	470 H.DELNOIJ	48.657	315 M.VANDEREYNT	1:20.669	131 J.STORM	44.872	19	760 Norma Benelux	SL3	2'53.654	2:54.885 (18)		
20	351 D.STRINGFELLOW	48.730	760 D.HOUTHOOFFD	1:20.763	417 T.BOOERSMA	44.896	20	470 Van der Kooi Lotus Racing	SSP	2'53.788	2:58.800 (21)		
21	496 M.MOSS	48.788	409 D.DE GROOT	1:21.300	303 M.VAN BERLO	45.106	21	771 Blueberry Racing	SL3	2'54.162	2:54.162 (16)		
22	417 T.BOOERSMA	48.797	406 K.BOGAERTS	1:21.750	470 H.DELNOIJ	45.419	22	417 NMT Racing	SSP	2'54.349	2:55.898 (19)		
23	426 L.ALLEN	48.824	503 D.DE BORST	1:21.797	493 R.LYNSEY	46.018	23	117 Team Raceart	SGT	2'56.765			
24	493 R.LYNSEY	49.111	520 E.VAN DIJK	1:21.909	406 K.BOGAERTS	46.068	24	493 Intersport racing	SSP	2'58.045	2:59.714 (22)		
25	771 C.KUIJER	49.460	533 M.CARANSA	1:21.994	444 R.VAN LOON	46.470	25	406 European Staffing Racing	SSP	2'58.110	2:58.110 (20)		
26	444 R.VAN LOON	49.541	347 T.VERSTRAETE	1:22.021	117 R.GROUWELS	46.756	26	533 Day-V-Tec	SP2	3'01.012	3:01.012 (23)		
27	229 J.ROZENDAAL	50.100	131 J.STORM	1:22.086	533 M.CARANSA	47.031	27	444 Blueberry Racing	SSP	3'01.149	3:02.349 (25)		
28	406 K.BOGAERTS	50.292	117 R.GROUWELS	1:22.639	503 D.DE BORST	47.231	28	503 Febo Racing Team	SP2	3'01.251	3:01.408 (24)		
29	447 M.WEBB	50.720	493 R.LYNSEY	1:22.916	229 J.ROZENDAAL	47.708	29	447 Team Webb	SSP	3'03.154	3:03.154 (27)		
30	412 E.VAN DEN MUNCKHOF	51.541	502 F.BEDORF	1:23.286	520 E.VAN DIJK	47.821	30	520 Zoet Racing	SP2	3'03.808	3:05.875 (29)		
31	773 F.DECLERQ	51.890	505 C.VOET	1:23.718	447 M.WEBB	47.891	31	412 Munkhof Racing/ vd Plas Racing	SSP	3'05.088			
32	533 M.CARANSA	51.987	447 M.WEBB	1:24.543	420 A.DAM	48.040	32	351 Intersport racing	GTB	3'05.324	3:05.447 (28)		
33	420 A.DAM	52.178	412 E.VAN DEN MUNCKHOF	1:24.675	505 C.VOET	48.639	33	502 Spirit Racing	SP2	3'05.773	3:07.216 (31)		
34	503 D.DE BORST	52.223	773 F.DECLERQ	1:25.111	502 F.BEDORF	48.787	34	505 Traxx Racing Team	SP2	3'06.713	3:06.916 (30)		
35	502 F.BEDORF	53.700	444 R.VAN LOON	1:25.138	412 E.VAN DEN MUNCKHOF	48.872	35	773 Glasfolie.be	SL3	3'07.202			
36	501 R.NIEMAN	53.890	501 R.NIEMAN	1:25.222	351 D.STRINGFELLOW	49.091	36	229 GT3 Racing Lingewaal	GT	3'07.472	3:07.472 (32)		
37	520 E.VAN DIJK	54.078	351 D.STRINGFELLOW	1:27.503	501 R.NIEMAN	49.396	37	501 Spirit Racing	SP2	3'08.508	3:09.052 (33)		
38	309 D.SCHULZ	54.341	577 L.PROTASOV	1:27.652	773 F.DECLERQ	50.201	38	420 Andy Dam Racing Powered by Penta Racing	SSP	3'10.070	3:11.393 (34)		
39	505 C.VOET	54.356	229 J.ROZENDAAL	1:29.664	309 D.SCHULZ	51.474	39	409 JR Motorsport	SSP	3'13.850			
40	577 L.PROTASOV	54.857	420 A.DAM	1:29.852	513 K.TROEYEN	53.432	40	577 Unil Lubricants Racing Team	SP2	3'18.720			
41	409 D.DE GROOT	58.198	513 K.TROEYEN	1:32.891	409 D.DE GROOT	54.352	41	309 Topper Team	GTB	3'20.206	3:20.370 (35)		
42	513 K.TROEYEN	58.377	309 D.SCHULZ	1:34.391	577 L.PROTASOV	56.211	42	513 AT Motorsport	SP2	3'24.700	3:27.502 (36)		



**SUPERCAR CHALLENGE**  
**SPA RACING FESTIVAL**  
After WARM UP

Event maximum speed


Team	Car	Class	Driver	Top Speed	Lap	Session	
106	Day-V-Tec	Volvo S60 V8	SGT	Kelvin SNOEKS	272.0	6	FREE PRACTICE 2
108	Martino Rosso Racing	Ferrari GT2 458	SGT	Martin LANTING	270.7	9	FREE PRACTICE 2
117	Team Raceart	Dodge Viper GT3-R	SGT	Roger GROUWELS	270.7	7	RACE 1
138	Balfe Motorsport	Ferrari 458 GT3	SGT	Shaun BALFE	270.7	15	FREE PRACTICE 2
120	HorsePower Racing	Aston Martin	SGT	Paul BAILEY	270.0	8	QUALIFYING
103	Volvo Reede Racing by DayVTec	Volvo S60 V8	SGT	Henry ZUMBRINK	264.7	9	QUALIFYING
258	Curbstone FMA Racing	Ferrari 458 GT3	GT	Patrick VAN GLABEKE	264.7	15	RACE 1
193	Nova Race GT3	Nissan GT-R Gt3	SGT	Philippe STEVENY	263.4	4	RACE 1
347	FMA Racing	Ferrari Challenge Evoluzione	GTB	Thierry VERSTRAETE	261.5	9	FREE PRACTICE 1
131	Storm-Tag Point Racing	BMW Z4 GT3	SGT	Jan STORM	260.2	18	FREE PRACTICE 2
202	GT3 Racing	Dodge Viper GT3	GT	Craig WILKENS	260.2	1	RACE 1
303	Van Berlo Racing	Porsche 997 Cup	GTB	Marcel VAN BERLO	260.2	7	RACE 1
114	Racingteam Venray	Vicora V8	SGT	Barry MAESSEN	257.1	8	FREE PRACTICE 1
343	Lammertink Racing	Porsche 997 GT3 Cup	GTB	Daan MEIJER	254.7	14	RACE 1
321	JR Motorsport	BMW M4 Silhouette	GTB	Steve VANBELLINGEN	254.1	3	QUALIFYING
215	Radical Benelux	Radical RXC 2.7 V8	GT	Henk THUIS	253.5	4	QUALIFYING
334	Backdraft Motorsport	Lamborghini Gallardo	GTB	Simon ATKINSON	253.5	3	RACE 1
351	Intersport racing	Lamborghini Gallardo	GTB	Dan STRINGFELLOW	253.5	14	RACE 1
306	Day-V-Tec	Corvette GT4	GTB	Max KOEBOLT	251.7	4	QUALIFYING
417	NMT Racing	BMW M3 GT4	SSP	Tristan BOORSMA	246.0	18	FREE PRACTICE 2
333	Backdraft Motorsport	Lamborghini Gallardo	GTB	Fiona JAMES	244.9	16	RACE 1
315	Vandereyt Racing	Porsche 997 GT3 Cup	GTB	Miguel VANDEREYT	243.8	11	RACE 1
349	EMG Motorsport	Porsche 997 Cup	GTB	Alain FRANSSSEN	243.2	5	RACE 1
350	Intersport Racing	Porsche 997 Cup	GTB	Andrew DONALDSON	242.2	11	RACE 1
760	Norma Benelux	Norma M20F	SL3	David HOUTHOOFD	242.2	7	FREE PRACTICE 2
229	GT3 Racing Lingewaal	Porsche GT3 RS	GT	Jack ROZENDAAL	240.5	12	RACE 1
411	Van Herck Racing	Mazda 3	SSP	Werner VAN HERCK	240.0	3	RACE 1
412	Munckhof Racing/ vd Plas Racing	BMW Z4	SSP	Eric VAN DEN MUNCKHOF	240.0	6	RACE 1
406	European Staffing Racing	BMW M3 E90 WTCC	SSP	Koen BOGAERTS	239.5	7	FREE PRACTICE 2
450	Cor Euser Racing	Lotus Evora	SSP	Cor EUSER	239.5	13	FREE PRACTICE 2
744	GH Motorsport	Tatuus PY012	SL2	Henk HAANE	239.5	20	RACE 1
309	Topper Team	Porsche 997 GT3	GTB	Dirk SCHULZ	237.4	16	RACE 1
330	AKF Motorsport	Renault Megane Trophy	GTB	Oliver FREYMUTH	237.4	6	RACE 1
430	Ferry Monster Autosport	Seat Leon Supercopa	SSP	René WIJNEN	237.4	7	RACE 1
426	Team Compak Ramps	Seat Leon Supercopa	SSP	Lee ALLEN	236.8	3	FREE PRACTICE 2
447	Team Webb	BMW E46 GTR	SSP	Martin WEBB	236.3	9	QUALIFYING
409	JR Motorsport	BMW E46 M3 GTR	SSP	Dennis DE GROOT	234.8	4	FREE PRACTICE 2
773	Glasfolie.be	Norma M20F	SL3	Filip DECLERQ	234.8	20	RACE 1
444	Blueberry Racing	BMW E46 M3	SSP	Ronald VAN LOON	234.3	5	FREE PRACTICE 1
496	Intersport racing	BMW E46 M3 GTR	SSP	Mike MOSS	234.3	9	RACE 1
493	Intersport racing	BMW E46 M3 GTR	SSP	Ryan LYNSEY	232.3	17	RACE 1
416	JR Motorsport	BMW 132 GTR	SSP	Leon ZAPPEIJ	231.3	3	RACE 1
470	Van der Kooij Lotus Racing	Lotus Exige 250 CUP	SSP	Huub DELNOIJ	228.8	3	QUALIFYING
428	Meijers Motorsport	BMW M3 E92 3.2	SSP	Frank MEIJERS	226.9	10	QUALIFYING
420	Andy Dam Racing Powered by Penta Racing	BMW M3 GTR	SSP	Andy DAM	225.5	7	RACE 1
424	Speedtec Motorsport	Speedtec Zilhouette	SSP	Peter VAN VLIET	223.6	3	QUALIFYING
423	Spork Racing Team	Seat Leon Supercopa	SSP	Jimmy ADRIAENSSENS	222.7	10	QUALIFYING
190	Team Holbæk Pedersen	Aquila CR1	SGT	Dennis PEDERSEN	220.9	5	QUALIFYING
451	AT Motorsport	Ford Focus Silhouette	SSP	Leo KURSTJENS	220.9	10	QUALIFYING
771	Blueberry Racing	Radical SR3	SL3	Carlo KUIJER	218.6	2	RACE 1
577	Unil Lubricants Racing Team	BMW E46 ETCC	SP2	Leonid PROTASOV	216.9	1	RACE 1
533	Day-V-Tec	BMW 130i	SP2	Mauits CARANSA	213.9	21	RACE 1
520	Zoet Racing	Lotus Exige	SP2	Erwin VAN DIJK	206.9	22	RACE 1
537	Pujolaracing	Renault Clio 4	SP2	Stephan POLDERMAN	206.9	18	RACE 1
503	Febo Racing Team	Renault Clio RS 2.0 16V	SP2	Dennis DE BORST	206.1	18	RACE 1
505	Traxx Racing Team	Renault Clio	SP2	Chris VOET	203.0	3	RACE 1
501	Spirit Racing	Renault Clio RS 2.0 16V	SP2	Rob NIEMAN	202.2	3	RACE 1



**SUPERCAR CHALLENGE**  
SPA RACING FESTIVAL  
After WARM UP

Event maximum speed

Team	Car	Class	Driver	Top Speed	Lap	Session
502 Spirit Racing	Renault Clio RS 2.0 16V	SP2	Frank BEDORF	199.6	2	RACE 1
513 AT Motorsport	Ford Focus Silhouette	SP2	Kim TROEYEN	198.5	2	RACE 1




**SUPERCAR CHALLENGE**  
SPA RACING FESTIVAL  
WARM UP

Fastest Lap Sequence

Practice Time	Team	Car	Class	Driver	Time	Kph	Lap
5:52.255	120 HorsePower Racing	Aston Martin	SGT	Paul BAILEY	2:43.595	154.1	2
6:07.132	106 Day-V-Tec	Volvo S60 V8	SGT	Kelvin SNOEKS	2:42.328	155.3	2
8:47.018	106 Day-V-Tec	Volvo S60 V8	SGT	Kelvin SNOEKS	2:39.886	157.7	3






**SUPERCAR CHALLENGE**  
**SPA RACING FESTIVAL**  
**WARM UP**

Analysis

Lap	D	Time	Sector 1	Sector 2	Sector 3	Kph	Elapsed	Lap	D	Time	Sector 1	Sector 2	Sector 3	Kph	Elapsed
<b>106</b> Day-V-Tec 1. Kelvin SNOEKS Volvo S60 V8 SGT								1	1	3:06.935	1:01.172	1:22.466	<b>43.297</b>	134.9	3:06.935
2	1	2:42.328	44.535	1:15.795	41.998	155.3	6:07.132	2	1	2:55.379 <b>B</b>	<b>45.174</b>	<b>1:18.025</b>	52.180	143.8	6:02.314
3	1	4:28.165	2:16.534	1:24.935	46.696	94.0	10:30.479	3	1	4:28.165	2:16.534	1:24.935	46.696	94.0	10:30.479
4	1	2:51.912	45.751	1:21.299	44.862	146.7	13:22.391	4	1	2:51.912	45.751	1:21.299	44.862	146.7	13:22.391
5	1	<b>2:50.920</b>	45.768	1:21.356	43.796	147.5	16:13.311	5	1	<b>2:50.920</b>	45.768	1:21.356	43.796	147.5	16:13.311
<b>108</b> Martino Rosso Racing 1. Martin LANTING 2. Bob HERBER Ferrari GT2 458 SGT								1	1	3:48.142	1:34.646	1:25.466	48.030	110.5	3:48.142
2	1	2:59.202 <b>B</b>	47.229	1:20.142	51.831	140.7	6:15.067	2	1	2:51.632	49.013	1:19.657	<b>42.962</b>	146.9	6:39.774
3	1	6:34.597	4:29.975	1:20.912	43.710	63.9	12:49.664	3	1	<b>2:47.817</b>	<b>44.842</b>	<b>1:18.629</b>	44.346	150.2	9:27.591
4	1	<b>2:46.908</b>	<b>44.589</b>	<b>1:19.197</b>	<b>43.122</b>	151.1	15:36.572	4	1	3:06.557	1:00.827	1:21.511	<b>44.219</b>	135.2	3:06.557
5	1	5:14.067	3:17.649	1:15.505	40.913	80.3	16:55.170	5	1	3:06.092 <b>B</b>	<b>47.565</b>	<b>1:18.955</b>	59.572	135.5	6:12.649
<b>114</b> Racingteam Venray 1. Barry MAESSEN Vicora V8 SGT								1	1	3:12.556	1:06.875	1:22.300	43.381	130.9	3:12.556
2	1	2:47.872	48.130	1:17.152	42.590	150.2	6:00.428	2	1	2:47.872	48.130	1:17.152	42.590	150.2	6:00.428
3	1	2:44.806	44.727	1:17.909	<b>42.170</b>	153.0	8:45.234	3	1	2:44.806	44.727	1:17.909	<b>42.170</b>	153.0	8:45.234
4	1	2:45.791	44.899	1:18.175	42.717	152.1	11:31.025	4	1	2:45.791	44.899	1:18.175	42.717	152.1	11:31.025
5	1	2:44.576	44.707	1:17.686	42.183	153.2	14:15.601	5	1	2:44.576	44.707	1:17.686	42.183	153.2	14:15.601
6	1	<b>2:44.351</b>	<b>44.485</b>	<b>1:16.934</b>	42.932	153.4	16:59.952	6	1	<b>2:44.351</b>	<b>44.485</b>	<b>1:16.934</b>	42.932	153.4	16:59.952
<b>117</b> Team Raceart 1. Roger GROUWELS 2. Robert DE GRAAFF Dodge Viper GT3-R SGT								1	1	4:04.337 <b>B</b>	1:36.819	1:32.477	55.041	103.2	4:04.337
2	1	4:16.720	2:07.325	<b>1:22.639</b>	<b>46.756</b>	98.2	8:21.057	2	1	4:16.720	2:07.325	<b>1:22.639</b>	<b>46.756</b>	98.2	8:21.057
3	1	3:13.624 <b>B</b>	<b>47.370</b>	1:24.554	1:01.700	130.2	11:34.681	3	1	3:13.624 <b>B</b>	<b>47.370</b>	1:24.554	1:01.700	130.2	11:34.681
<b>120</b> HorsePower Racing 1. Paul BAILEY 2. Andy SCHULZ Aston Martin SGT								1	1	3:08.660	1:01.823	1:22.097	44.740	133.6	3:08.660
2	1	<b>2:43.595</b>	44.637	1:17.115	<b>41.843</b>	154.1	5:52.255	2	1	<b>2:43.595</b>	44.637	1:17.115	<b>41.843</b>	154.1	5:52.255
3	1	2:45.641 <b>B</b>	<b>43.455</b>	<b>1:14.168</b>	48.018	152.2	8:37.896	3	1	2:45.641 <b>B</b>	<b>43.455</b>	<b>1:14.168</b>	48.018	152.2	8:37.896
4	1	4:42.781	2:34.921	1:23.213	44.647	89.2	13:20.677	4	1	4:42.781	2:34.921	1:23.213	44.647	89.2	13:20.677
5	1	2:50.568	45.701	1:21.704	43.163	147.8	16:11.245	5	1	2:50.568	45.701	1:21.704	43.163	147.8	16:11.245
<b>131</b> Storm-Tag Point Racing 1. Jan STORM 2. Niels BOUWHUIS BMW Z4 GT3 SGT								1	1	4:29.820	2:07.853	1:32.548	49.419	93.4	4:29.820
2	1	2:58.014	49.234	1:23.242	45.538	141.6	7:27.834	2	1	2:58.014	49.234	1:23.242	45.538	141.6	7:27.834
3	1	<b>2:54.419</b>	46.753	1:22.794	<b>44.872</b>	144.6	10:22.253	3	1	<b>2:54.419</b>	46.753	1:22.794	<b>44.872</b>	144.6	10:22.253
4	1	3:12.030 <b>B</b>	<b>46.694</b>	<b>1:22.086</b>	1:03.250	131.3	13:34.283	4	1	3:12.030 <b>B</b>	<b>46.694</b>	<b>1:22.086</b>	1:03.250	131.3	13:34.283
<b>138</b> Balfe Motorsport 1. Shaun BALFE 2. Phil KEEN Ferrari 458 GT3 SGT								1	1	4:33.575	2:19.107	1:27.329	47.139	92.2	4:33.575
2	1	<b>2:43.497</b>	<b>44.530</b>	<b>1:17.156</b>	<b>41.811</b>	154.2	7:17.072	2	1	<b>2:43.497</b>	<b>44.530</b>	<b>1:17.156</b>	<b>41.811</b>	154.2	7:17.072
3	1	3:16.154 <b>B</b>	52.069	1:25.984	58.101	128.5	10:33.226	3	1	3:16.154 <b>B</b>	52.069	1:25.984	58.101	128.5	10:33.226
<b>193</b> Nova Race GT3 1. Philippe STEVENY 2. Stephane BAILLY Nissan GT-R GT3 SGT								1	1	4:27.022	2:06.612	1:30.929	49.481	94.4	4:27.022
2	1	<b>2:52.587</b>	48.549	<b>1:20.669</b>	<b>43.369</b>	146.1	7:19.609	2	1	<b>2:52.587</b>	48.549	<b>1:20.669</b>	<b>43.369</b>	146.1	7:19.609
3	1	3:04.550 <b>B</b>	47.846	1:24.504	52.200	136.6	10:24.159	3	1	3:04.550 <b>B</b>	47.846	1:24.504	52.200	136.6	10:24.159
4	1	4:28.782	2:16.663	1:26.996	45.123	93.8	14:52.941	4	1	4:28.782	2:16.663	1:26.996	45.123	93.8	14:52.941
5	1	2:57.435	<b>47.296</b>	1:23.670	46.469	142.1	17:50.376	5	1	2:57.435	<b>47.296</b>	1:23.670	46.469	142.1	17:50.376
<b>202</b> GT3 Racing 1. Craig WILKENS 2. Aaron SCOTT Dodge Viper GT3 GT								1	1	3:48.142	1:34.646	1:25.466	48.030	110.5	3:48.142
2	1	2:51.632	49.013	1:19.657	<b>42.962</b>	146.9	6:39.774	2	1	2:51.632	49.013	1:19.657	<b>42.962</b>	146.9	6:39.774
3	1	<b>2:47.817</b>	<b>44.842</b>	<b>1:18.629</b>	44.346	150.2	9:27.591	3	1	<b>2:47.817</b>	<b>44.842</b>	<b>1:18.629</b>	44.346	150.2	9:27.591
<b>215</b> Radical Benelux 1. Henk THUIS Radical RXC 2.7 V8 GT								1	1	3:06.557	1:00.827	1:21.511	<b>44.219</b>	135.2	3:06.557
2	1	3:06.092 <b>B</b>	<b>47.565</b>	<b>1:18.955</b>	59.572	135.5	6:12.649	2	1	3:06.092 <b>B</b>	<b>47.565</b>	<b>1:18.955</b>	59.572	135.5	6:12.649
<b>229</b> GT3 Racing Lingewaal 1. Jack ROZENDAAL Porsche GT3 RS GT								1	1	3:53.178	1:14.013	1:42.005	57.160	108.1	3:53.178
2	1	3:36.492 <b>B</b>	56.337	1:34.095	1:06.060	116.5	7:29.670	2	1	3:36.492 <b>B</b>	56.337	1:34.095	1:06.060	116.5	7:29.670
3	1	4:57.497	2:36.582	1:31.219	49.696	84.8	12:27.167	3	1	4:57.497	2:36.582	1:31.219	49.696	84.8	12:27.167
4	1	<b>3:07.472</b>	<b>50.100</b>	<b>1:29.664</b>	<b>47.708</b>	134.5	15:34.639	4	1	<b>3:07.472</b>	<b>50.100</b>	<b>1:29.664</b>	<b>47.708</b>	134.5	15:34.639
<b>303</b> Van Berlo Racing 1. Marcel VAN BERLO Porsche 997 Cup GTB								1	1	3:41.416	1:17.465	1:35.269	48.682	113.9	3:41.416
2	1	<b>3:02.944</b>	51.328	1:24.726	46.890	137.8	6:44.360	2	1	<b>3:02.944</b>	51.328	1:24.726	46.890	137.8	6:44.360
3	1	3:08.235 <b>B</b>	49.417	1:22.513	56.305	134.0	9:52.595	3	1	3:08.235 <b>B</b>	49.417	1:22.513	56.305	134.0	9:52.595
4	1	4:16.397	2:11.288	<b>1:20.003</b>	<b>45.106</b>	98.3	14:08.992	4	1	4:16.397	2:11.288	<b>1:20.003</b>	<b>45.106</b>	98.3	14:08.992
5	1	3:03.567 <b>B</b>	<b>46.796</b>	1:20.245	56.526	137.4	17:12.559	5	1	3:03.567 <b>B</b>	<b>46.796</b>	1:20.245	56.526	137.4	17:12.559
<b>306</b> Day-V-Tec 1. Max KOEBOLT Corvette GT4 GTB								1	1	3:50.262	1:31.656	1:29.350	49.256	109.5	3:50.262
2	1	3:00.022	49.238	1:24.897	45.887	140.1	6:50.284	2	1	3:00.022	49.238	1:24.897	45.887	140.1	6:50.284
3	1	2:53.195	47.293	1:20.806	45.096	145.6	9:43.479	3	1	2:53.195	47.293	1:20.806	45.096	145.6	9:43.479
4	1	<b>2:52.228</b>	47.411	<b>1:20.324</b>	44.493	146.4	12:35.707	4	1	<b>2:52.228</b>	47.411	<b>1:20.324</b>	44.493	146.4	12:35.707
5	1	2:52.506	<b>47.214</b>	1:21.184	<b>44.108</b>	146.2	15:28.213	5	1	2:52.506	<b>47.214</b>	1:21.184	<b>44.108</b>	146.2	15:28.213
<b>309</b> Topper Team 1. Dirk SCHULZ Porsche 997 GT3 GTB								1	1	4:42.595	2:08.329	1:40.961	53.305	89.2	4:42.595
2	1	3:35.803 <b>B</b>	55.422	<b>1:34.391</b>	1:05.990	116.8	8:18.398	2	1	3:35.803 <b>B</b>	55.422	<b>1:34.391</b>	1:05.990	116.8	8:18.398
3	1	5:16.655	2:37.029	1:46.375	53.251	79.6	13:35.053	3	1	5:16.655	2:37.029	1:46.375	53.251	79.6	13:35.053
4	1	<b>3:20.370</b>	<b>54.341</b>	1:34.555	<b>51.474</b>	125.8	16:55.423	4	1	<b>3:20.370</b>	<b>54.341</b>	1:34.555	<b>51.474</b>	125.8	16:55.423
<b>315</b> Vanderey Racing 1. Miguel VANDEREY 2. Angélique DETAVENIER Porsche 997 GT3 Cup GTB								1	1	4:27.022	2:06.612	1:30.929	49.481	94.4	4:27.022
2	1	<b>2:52.587</b>	48.549	<b>1:20.669</b>	<b>43.369</b>	146.1	7:19.609	2	1	<b>2:52.587</b>	48.549	<b>1:20.669</b>	<b>43.369</b>	146.1	7:19.609
3	1	3:04.550 <b>B</b>	47.846	1:24.504	52.200	136.6	10:24.159	3	1	3:04.550 <b>B</b>	47.846	1:24.504	52.200	136.6	10:24.159
4	1	4:28.782	2:16.663	1:26.996	45.123										




**SUPERCAR CHALLENGE**  
**SPA RACING FESTIVAL**  
**WARM UP**

Analysis

Personal Best Session Best B Crossing the finish line in pit lane

Lap	D	Time	Sector 1	Sector 2	Sector 3	Kph	Elapsed	Lap	D	Time	Sector 1	Sector 2	Sector 3	Kph	Elapsed
<b>321</b>		<b>JR Motorsport</b>					BMW M4 Silhouette GTB								
		1. Steve VANBELLINGEN					2. Ward SLUYS								
1	1	8:51.890	6:38.571	1:26.622	46.697	47.4	8:51.890								
2	1	2:51.475	47.361	1:20.603	43.511	147.0	11:43.365								
3	1	2:51.584	47.122	1:20.556	43.906	146.9	14:34.949								
<b>347</b>		<b>FMA Racing</b>					Ferrari Challenge Evoluzione GTB								
		1. Thierry VERSTRAETE					2. Nicolas VAN DIERENDONCK								
1	1	4:08.786	1:44.268	1:35.158	49.360	101.3	4:08.786								
2	1	3:01.340	48.490	1:26.540	46.310	139.0	7:10.126								
3	1	2:58.926	49.192	1:23.314	46.420	140.9	10:09.052								
4	1	2:55.938	48.311	1:23.118	44.509	143.3	13:04.990								
5	1	2:53.278	46.144	1:22.021	45.113	145.5	15:58.268								
<b>350</b>		<b>Intersport Racing</b>					Porsche 997 Cup GTB								
		1. Andrew DONALDSON					2. Ian DONALDSON								
1	1	6:37.244	4:22.636	1:28.112	46.496	63.5	6:37.244								
2	1	2:53.706	48.770	1:21.001	43.935	145.2	9:30.950								
3	1	2:54.668	48.153	1:21.985	44.530	144.4	12:25.618								
4	1	2:52.435	48.811	1:19.393	44.231	146.2	15:18.053								
<b>351</b>		<b>Intersport racing</b>					Lamborghini Gallardo GTB								
		1. Dan STRINGFELLOW													
1	1	5:53.160 B	2:45.489	1:49.823	1:17.848	71.4	5:53.160								
2	1	4:41.303	2:13.604	1:35.948	51.751	89.6	10:34.463								
3	1	3:05.447	48.853	1:27.503	49.091	136.0	13:39.910								
4	1	3:23.271 B	48.730	1:29.247	1:05.294	124.0	17:03.181								
<b>406</b>		<b>European Staffing Racing</b>					BMW M3 E90 WTCC SSP								
		1. Koen BOGAERTS					2. Mark VAN DER AA								
1	1	10:41.314	8:28.969	1:25.635	46.710	39.3	10:41.314								
2	1	2:58.110	50.292	1:21.750	46.068	141.6	13:39.424								
3	1	3:10.431 B	50.730	1:23.509	56.192	132.4	16:49.855								
<b>409</b>		<b>JR Motorsport</b>					BMW E46 M3 GTR SSP								
		1. Dennis DE GROOT					2. Bas SCHOUTEN								
1	1	5:09.342	2:33.390	1:37.633	58.319	81.5	5:09.342								
2	1	3:13.850 B	58.198	1:21.300	54.352	130.1	8:23.192								
<b>412</b>		<b>Munckhof Racing/ vd Plas Racing</b>					BMW Z4 SSP								
		1. Eric VAN DEN MUNCKHOF													
1	1	3:40.250	1:16.464	1:34.914	48.872	114.5	3:40.250								
2	1	3:12.507 B	51.541	1:24.675	56.291	131.0	6:52.757								
<b>417</b>		<b>NMT Racing</b>					BMW M3 GT4 SSP								
		1. Tristan BOORSMA													
1	1	3:54.870	1:32.577	1:31.958	50.335	107.4	3:54.870								
2	1	2:56.213	48.797	1:21.620	45.796	143.1	6:51.083								
3	1	2:55.898	50.346	1:20.656	44.896	143.3	9:46.981								
4	1	2:55.946	49.398	1:21.640	44.908	143.3	12:42.927								
5	1	3:05.241 B	49.385	1:22.104	53.752	136.1	15:48.168								
<b>420</b>		<b>Andy Dam Racing Powered by Penta Racing</b>					BMW M3 GTR SSP								
		1. Andy DAM													
1	1	5:05.535	2:25.196	1:43.580	56.759	82.5	5:05.535								
2	1	3:26.670	58.893	1:36.829	50.948	122.0	8:32.205								
3	1	3:15.854	53.606	1:32.816	49.432	128.7	11:48.059								
4	1	3:11.393	52.178	1:31.175	48.040	131.7	14:59.452								
5	1	3:28.457 B	52.648	1:29.852	1:05.957	121.0	18:27.909								
<b>426</b>		<b>Team Compak Ramps</b>					Seat Leon Supercopa SSP								
		1. Lee ALLEN													
1	1	3:13.747	1:02.626	1:24.502	46.619	130.1	3:13.747								
2	1	2:55.736	49.192	1:20.901	45.643	143.5	6:09.483								
3	1	2:53.646	48.874	1:20.220	44.552	145.2	9:03.129								
4	1	2:54.833	48.824	1:20.904	45.105	144.2	11:57.962								
5	1	3:08.033 B	49.325	1:21.917	56.791	134.1	15:05.995								
<b>444</b>		<b>Blueberry Racing</b>					BMW E46 M3 SSP								
		1. Ronald VAN LOON													
1	1	4:03.902	1:44.012	1:30.788	49.102	103.4	4:03.902								
2	1	3:05.268	49.892	1:27.276	48.100	136.1	7:09.170								
3	1	3:03.468	50.692	1:25.775	47.001	137.4	10:12.638								
4	1	3:02.349	50.741	1:25.138	46.470	138.3	13:14.987								
5	1	3:02.897	49.541	1:25.604	47.752	137.9	16:17.884								
<b>447</b>		<b>Team Webb</b>					BMW E46 GTR SSP								
		1. Martin WEBB					2. Carl WOODWISS								
1	1	3:54.869	1:30.283	1:33.084	51.502	107.4	3:54.869								
2	1	3:09.588	52.915	1:27.601	49.072	133.0	7:04.457								
3	1	3:03.154	50.720	1:24.543	47.891	137.7	10:07.611								
4	1	3:21.718 B	51.160	1:30.669	59.889	125.0	13:29.329								
<b>470</b>		<b>Van der Kooi Lotus Racing</b>					Lotus Exige 250 CUP SSP								
		1. Huub DELNOIJ													
1	1	3:59.745	1:42.482	1:28.917	48.346	105.2	3:59.745								
2	1	3:02.226	50.626	1:24.608	46.992	138.4	7:01.971								
3	1	2:59.023	51.471	1:21.718	45.834	140.8	10:00.994								
4	1	2:58.800	52.473	1:20.908	45.419	141.0	12:59.794								
5	1	3:14.590 B	48.657	1:19.712	1:06.221	129.6	16:14.384								
<b>493</b>		<b>Intersport racing</b>					BMW E46 M3 GTR SSP								
		1. Ryan LYNSEY					2. Kevin CLARKE								
1	1	6:09.326	3:52.359	1:28.178	48.789	68.3	6:09.326								
2	1	3:02.093	51.527	1:24.469	46.097	138.5	9:11.419								
3	1	3:00.282	49.111	1:25.153	46.018	139.9	12:11.701								
4	1	2:59.714	49.752	1:22.916	47.046	140.3	15:11.415								
<b>496</b>		<b>Intersport racing</b>					BMW E46 M3 GTR SSP								
		1. Mike MOSS					2. Flick HAIGE								
1	1	6:02.206	3:48.411	1:26.425	47.370	69.6	6:02.206								
2	1	2:57.885	51.151	1:21.542	45.192	141.7	9:00.091								
3	1	2:53.993	49.139	1:20.546	44.308	144.9	11:54.084								
4	1	2:59.835	49.763	1:24.328	45.744	140.2	14:53.919								
5	1	2:57.083	48.788	1:21.366	46.929	142.4	17:51.002								




**SUPERCAR CHALLENGE**  
**SPA RACING FESTIVAL**  
**WARM UP**

Analysis

Personal Best Session Best B Crossing the finish line in pit lane

Lap	D	Time	Sector 1	Sector 2	Sector 3	Kph	Elapsed	Lap	D	Time	Sector 1	Sector 2	Sector 3	Kph	Elapsed
<b>501</b>	Spirit Racing 1. Rob NIEMAN Renault Clio RS 2.0 16V SP2							5	1	3:01.012	51.987	1:21.994	47.031	139.3	15:38.306
1	1	3:42.549	1:15.724	1:34.584	52.241	113.3	3:42.549	1	1	5:06.057	2:29.736	1:40.110	56.211	82.4	5:06.057
2	1	3:17.004	57.504	1:29.599	49.901	128.0	6:59.553	2	1	3:26.615 B	54.857	1:27.652	1:04.106	122.0	8:32.672
3	1	3:10.764	54.465	1:26.244	50.055	132.2	10:10.317	3	1						
4	1	3:09.052	53.890	1:25.766	49.396	133.4	13:19.369	4	1						
5	1	3:17.125 B	55.049	1:25.222	56.854	127.9	16:36.494	5	1						
<b>502</b>	Spirit Racing 1. Frank BEDORF Renault Clio RS 2.0 16V SP2							1	1	3:41.189	1:14.638	1:34.643	51.908	114.0	3:41.189
2	1	3:17.282	57.037	1:28.877	51.368	127.8	6:58.471	2	1	2:55.857	49.979	1:22.598	43.280	143.4	6:44.904
3	1	3:08.681	55.239	1:24.655	48.787	133.6	10:07.152	3	1	2:48.654	47.304	1:17.595	43.755	149.5	9:33.558
4	1	3:07.216	53.700	1:24.698	48.818	134.7	13:14.368	4	1	2:48.103	46.652	1:17.924	43.527	150.0	12:21.661
5	1	3:15.627 B	54.642	1:23.286	57.699	128.9	16:29.995	5	1	2:46.356	46.510	1:16.925	42.921	151.6	15:08.017
<b>503</b>	Febo Racing Team 1. Dennis DE BORST 2. Martin DE KLEIJN Renault Clio RS 2.0 16V SP2							1	1	4:42.317	2:25.773	1:26.613	49.931	89.3	4:42.317
2	1	3:01.773	52.376	1:22.145	47.252	138.7	7:44.090	2	1	3:03.723	50.954	1:25.311	47.458	137.2	6:51.559
3	1	3:01.408	52.312	1:21.797	47.299	139.0	10:45.498	3	1	2:54.885	48.925	1:21.308	44.652	144.2	9:46.444
4	1	3:01.678	52.416	1:22.031	47.231	138.8	13:47.176	4	1	3:02.613 B	48.239	1:20.763	53.611	138.1	12:49.057
5	1	3:10.878 B	52.223	1:22.406	56.249	132.1	16:58.054								
<b>505</b>	Traxx Racing Team 1. Chris VOET 2. Bart VAN DEN BROECK Renault Clio SP2							1	1	4:23.742	1:58.870	1:33.216	51.656	95.6	4:23.742
2	1	3:14.522	55.007	1:29.448	50.067	129.6	7:38.264	2	1	3:01.227	50.880	1:23.427	46.920	139.1	9:58.277
3	1	3:08.340	54.650	1:25.051	48.639	133.9	10:46.604	3	1	2:55.913	50.064	1:20.460	45.389	143.3	12:54.190
4	1	3:08.462	55.440	1:24.206	48.816	133.8	13:55.066	4	1	2:54.162	49.460	1:20.070	44.632	144.8	15:48.352
5	1	3:06.916	54.356	1:23.718	48.842	134.9	17:01.982								
<b>513</b>	AT Motorsport 1. Kim TROEYEN Ford Focus Silhouette SP2							1	1	3:38.175	1:02.970	1:39.793	55.412	115.6	3:38.175
2	1	3:30.425	1:01.263	1:34.896	54.266	119.8	7:08.600	1	1	3:46.332	1:25.853	1:30.278	50.201	111.4	3:46.332
3	1	3:28.293	59.481	1:35.380	53.432	121.1	10:36.893	2	1	3:14.703 B	51.890	1:25.111	57.702	129.5	7:01.035
4	1	3:34.563	1:06.609	1:32.891	55.063	117.5	14:11.456								
5	1	3:27.502	58.377	1:32.998	56.127	121.5	17:38.958								
<b>520</b>	Zoet Racing 1. Erwin VAN DIJK Lotus Exige SP2							1	1	4:12.936	1:56.620	1:26.574	49.742	99.7	4:12.936
2	1	3:05.875	54.171	1:23.356	48.348	135.7	7:18.811								
3	1	3:16.561 B	54.520	1:24.676	57.365	128.3	10:35.372								
4	1	4:24.425	2:14.695	1:21.909	47.821	95.4	14:59.797								
5	1	3:34.717 B	54.078	1:23.490	56.127	117.4	18:34.514								
<b>533</b>	Day-V-Tec 1. Mauids CARANSA 2. Wesley CARANSA BMW 130i SP2							1	1	3:28.913	1:12.823	1:27.501	48.589	120.7	3:28.913
2	1	3:02.883	52.578	1:23.090	47.215	137.9	6:31.796								
3	1	3:02.973	52.156	1:22.659	48.158	137.8	9:34.769								
4	1	3:02.525	52.473	1:22.479	47.573	138.1	12:37.294								




**SUPERCAR CHALLENGE**  
SPA RACING FESTIVAL  
WARM UP

Analysis

■ Personal Best   
 ■ Session Best   
 ■ B Crossing the finish line in pit lane

Lap	D	Time	Sector 1	Sector 2	Sector 3	Kph	Elapsed	Lap	D	Time	Sector 1	Sector 2	Sector 3	Kph	Elapsed
-----	---	------	----------	----------	----------	-----	---------	-----	---	------	----------	----------	----------	-----	---------



**SUPERCAR CHALLENGE**  
**SPA RACING FESTIVAL**  
**RACE 2 (60' + 1 lap)**


**Revised**

**Starting Grid**

2:56.143 <b>Erwin VAN DIJK</b> Zoet Racing	<b>520</b>	- 29 -			
2:55.113 <b>Frank BEDORF</b> Spirit Racing	<b>502</b>	- 28 -	<b>513</b>	AT Motorsport	2:56.080 <b>Kim TROEYEN</b>
2:51.917 <b>Rob NIEMAN</b> Spirit Racing	<b>501</b>	- 27 -	<b>577</b>	Unil Lubricants Racing Team	2:52.026 <b>Leonid PROTASOV</b>
2:50.473 <b>Dennis DE BORST</b> Febo Racing Team	<b>503</b>	- 26 -	<b>505</b>	Traxx Racing Team	2:51.879 <b>Chris VOET</b>
2:48.988 <b>Stephan POLDERMAN</b> Pujolaracing	<b>537</b>	- 25 -	<b>533</b>	Day-V-Tec	2:49.125 <b>Mauits CARANSA</b>
2:41.969 <b>Leo KURSTJENS</b> AT Motorsport	<b>451</b>	- 24 -	<b>496</b>	Intersport racing	2:43.619 <b>Mike MOSS</b>
2:41.252 <b>Jimmy ADRIAENSSENS</b> Spork Racing Team	<b>423</b>	- 23 -	<b>424</b>	Speedtec Motorsport	2:41.493 <b>Peter VAN VLIET</b>
2:39.270 <b>Ronald VAN LOON</b> Blueberry Racing	<b>444</b>	- 22 -	<b>420</b>	Andy Dam Racing Powered by Penta Racing	2:40.390 <b>Andy DAM</b>
2:38.754 <b>Lee ALLEN</b> Team Compak Ramps	<b>426</b>	- 21 -	<b>493</b>	Intersport racing	2:39.228 <b>Ryan LYNSEY</b>
2:37.750 <b>Leon ZAPPEL</b> JR Motorsport	<b>416</b>	- 20 -	<b>447</b>	Team Webb	2:37.832 <b>Martin WEBB</b>
2:36.320 <b>Tristan BOORSMA</b> NMT Racing	<b>417</b>	- 19 -	<b>430</b>	Ferry Monster Autosport	2:36.901 <b>René WIJNEN</b>
2:35.420 <b>Dennis DE GROOT</b> JR Motorsport	<b>409</b>	- 18 -	<b>412</b>	Munckhof Racing/ vd Plas Racing	2:35.561 <b>Eric VAN DEN MUNCKHOF</b>
2:34.632 <b>Huib DELNOIJ</b> Van der Kooi Lotus Racing	<b>470</b>	- 17 -	<b>411</b>	Van Herck Racing	2:34.926 <b>Werner VAN HERCK</b>
2:33.795 <b>Cor EUSER</b> Cor Euser Racing	<b>450</b>	- 16 -	<b>406</b>	European Staffing Racing	2:34.553 <b>Koen BOGAERTS</b>
2:42.741 <b>Andrew DONALDSON</b> Intersport Racing	<b>350</b>	- 15 -	<b>309</b>	Topper Team	2:41.581 <b>Dirk SCHULZ</b>
2:40.271 <b>Alain FRANSSEN</b> EMG Motorsport	<b>349</b>	- 14 -	<b>229</b>	GT3 Racing Lingewaal	2:38.900 <b>Jack ROZENDAAL</b>
2:37.443 <b>Fiona JAMES</b> Backdraft Motorsport	<b>333</b>	- 13 -	<b>351</b>	Intersport racing	2:38.900 <b>Dan STRINGFELLOW</b>
2:34.735 <b>Carlo KUJIER</b> Blueberry Racing	<b>771</b>	- 12 -	<b>347</b>	FMA Racing	2:35.288 <b>Thierry VERSTRAETE</b>
2:34.612 <b>Oliver FREYMUTH</b> AKF Motorsport	<b>330</b>	- 11 -	<b>343</b>	Lammertink Racing	2:34.617 <b>Daan MEIJER</b>
2:33.800 <b>Miguel VANDEREY</b> Vandereyt Racing	<b>315</b>	- 10 -	<b>744</b>	GH Motorsport	2:33.802 <b>Henk HAANE</b>
2:32.653 <b>David HOUTHOOFD</b> Norma Benelux	<b>760</b>	- 9 -	<b>334</b>	Backdraft Motorsport	2:32.692 <b>Simon ATKINSON</b>
2:31.766 <b>Marcel VAN BERLO</b> Van Berlo Racing	<b>303</b>	- 8 -	<b>773</b>	Glasfolie.be	2:31.788 <b>Filip DECLERQ</b>
2:29.409 <b>Steve VANBELLINGEN</b> JR Motorsport	<b>321</b>	- 7 -	<b>306</b>	Day-V-Tec	2:30.527 <b>Max KOEBOLT</b>
2:26.576 <b>Craig WILKENS</b> GT3 Racing	<b>202</b>	- 6 -	<b>215</b>	Radical Benelux	2:28.529 <b>Henk THUIS</b>
2:26.196 <b>Philippe STEVENY</b> Nova Race GT3	<b>193</b>	- 5 -	<b>258</b>	Curbstone FMA Racing	2:26.261 <b>Patrick VAN GLABEKE</b>
2:24.853 <b>Martin LANTING</b> Martino Rosso Racing	<b>108</b>	- 4 -	<b>114</b>	Racingteam Venray	2:25.760 <b>Barry MAESSEN</b>
2:23.232 <b>Jan STORM</b> Storm-Tag Point Racing	<b>131</b>	- 3 -	<b>103</b>	Volvo Reede Racing by DayVTec	2:23.975 <b>Henry ZUMBRINK</b>
2:21.206 <b>Roger GROUWELS</b> Team Raceart	<b>117</b>	- 2 -	<b>106</b>	Day-V-Tec	2:22.870 <b>Kelvin SNOEKS</b>
2:20.713 <b>Shaun BALFE</b> Balfe Motorsport	<b>138</b>	- 1 -	<b>120</b>	HorsePower Racing	2:21.203 <b>Paul BAILEY</b>

**Pole**

<b>Stewards:</b>	<b>Timekeeper:</b>
------------------	--------------------



**SPA RACING FESTIVAL  
SUPERCAR CHALLENGE  
RACE 2**

**Final Classification**

Drivers	Team	Vehicle	Class	Laps	Total Time	Gap	Kph	Best Lap		
								Lap	Time	Kph
1 131 Jan STORM/Niels BOUWHUIS	Storm-Tag Point Racing	BMW Z4 GT3	SGT	23	1:04:31.852	-	149.8	23	2:40.433	157.2
2 138 Shaun BALFE/Phil KEEN	Balfe Motorsport	Ferrari 458 GT3	SGT	23	1:04:32.113	+0.261	149.8	23	2:37.416	160.2
3 108 Martin LANTING/Bob HERBER	Martino Rosso Racing	Ferrari GT2 458	SGT	23	1:04:49.134	+17.282	149.1	22	2:41.082	156.5
4 117 Roger GROUWELS/Robert DE GRAAFF	Team Raceart	Dodge Viper GT3-R	SGT	23	1:04:53.770	+21.918	148.9	6	2:40.815	156.8
5 103 Henry ZUMBIRNK	Volvo Reede Racing by DayVtec	Volvo S60 V8	SGT	23	1:05:30.653	+58.801	147.5	12	2:42.943	154.7
6 202 Craig WILKENS/Aaron SCOTT	GT3 Racing	Dodge Viper GT3	GT	23	1:06:07.863	+1:36.011	146.2	21	2:44.522	153.3
7 193 Philippe STEVENY/Stephane BAILLY	Nova Race GT3	Nissan GT-R GT3	SGT	23	1:06:08.925	+1:37.073	146.1	9	2:44.282	153.5
8 258 Patrick VAN GLABEKE/Frédérique JONCKHEERE	Curbstone FMA Racing	Ferrari 458 GT3	GT	23	1:06:09.127	+1:37.275	146.1	20	2:41.773	155.9
9 334 Simon ATKINSON	Backdraft Motorsport	Lamborghini Gallardo	GTB	22	1:04:37.390	1 Lap	143.1	16	2:46.773	151.2
10 215 Henk THUIS	Radical Benelux	Radical RXC 2.7 V8	GT	22	1:04:59.007	1 Lap	142.3	8	2:49.048	149.2
11 303 Marcel VAN BERLO	Van Berlo Racing	Porsche 997 Cup	GTB	22	1:05:05.542	1 Lap	142.0	16	2:50.818	147.6
12 321 Steve VANBELLINGEN/Ward SLUYS	JR Motorsport	BMW M4 Silhouette	GTB	22	1:05:26.727	1 Lap	141.3	21	2:47.444	150.6
13 744 Henk HAANE/Kris COOLS	GH Motorsport	Tatous PY012	SL2	22	1:05:31.230	1 Lap	141.1	22	2:44.725	153.1
14 351 Dan STRINGFELLOW	Intersport racing	Lamborghini Gallardo	GTB	22	1:05:35.438	1 Lap	141.0	22	2:48.475	149.7
15 343 Daan MEIJER	Lammerink Racing	Porsche 997 GT3 Cup	GTB	22	1:05:35.862	1 Lap	140.9	19	2:49.775	148.5
16 411 Werner VAN HERCK	Van Herck Racing	Mazda 3	SSP	22	1:05:42.472	1 Lap	140.7	19	2:52.323	146.3
17 771 Carlo KUIJER/Berry VAN ELK	Blueberry Racing	Ferrari SR3	SL3	22	1:05:59.501	1 Lap	140.1	21	2:47.175	150.8
18 347 Thierry VERSTRAETE/Nicolas VAN DIERENDONCK	FMA Racing	Ferrari Challenge Evoluzione	GTB	22	1:06:02.733	1 Lap	140.0	21	2:48.947	149.2
19 306 Max KOEBOLT	Day-V-Tec	Corvette GT4	GTB	22	1:06:10.453	1 Lap	139.7	18	2:50.741	147.7
20 470 Huub DELNOIJ	Van der Kooi Lotus Racing	Lotus Exige 250 CUP	SSP	22	1:06:12.452	1 Lap	139.6	22	2:52.291	146.3
21 406 Koen BOGAERTS/Mark VAN DER AA	European Staffing Racing	BMW M3 E90 WTCC	SSP	22	1:06:13.820	1 Lap	139.6	8	2:53.627	145.2
22 333 Fiona JAMES	Backdraft Motorsport	Lamborghini Gallardo	GTB	22	1:06:17.021	1 Lap	139.5	22	2:47.430	150.6
23 760 David HOUTHOOFF/Vincent DESSCHANS	Norma Benelux	Norma M20F	SL3	22	1:06:18.604	1 Lap	139.4	21	2:51.347	147.2
24 412 Eric VAN DEN MUNCKHOF	Munckhof Racing/ v/d Plas Racing	BMW Z4	SSP	22	1:06:31.537	1 Lap	139.0	22	2:52.971	145.8
25 447 Martin WEBB/Carl WOODWISS	Team Webb	BMW E46 GTR	SSP	22	1:06:38.671	1 Lap	138.7	22	2:50.404	148.0
26 450 Cor EUSER	Cor Euser Racing	Lotus Evora	SSP	22	1:06:51.642	1 Lap	138.3	22	2:51.547	147.0
27 350 Andrew DONALDSON/Ian DONALDSON	Intersport Racing	Porsche 997 Cup	GTB	22	1:07:16.659	1 Lap	137.4	21	2:50.919	147.5
28 426 Lee ALLEN	Team Compak Ramps	Seat Leon Supercopa	SSP	21	1:04:36.388	2 Laps	136.6	11	2:55.886	143.4
29 493 Ryan LYNSEY/Kevin CLARKE	Intersport racing	BMW E46 M3 GTR	SSP	21	1:04:44.813	2 Laps	136.3	8	2:55.512	143.7
30 773 Filip DECLERQ	Glasfolie.be	Norma M20F	SL3	21	1:05:08.413	2 Laps	135.5	4	2:54.582	144.4
31 309 Dirk SCHULZ	Topper Team	Porsche 997 GT3	GTB	21	1:05:21.395	2 Laps	135.0	21	2:58.500	141.3
32 349 Alain FRANSEN	EMG Motorsport	Porsche 997 Cup	GTB	21	1:05:59.250	2 Laps	133.7	21	2:55.524	143.7
33 496 Mike MOSS/Flick HAIGE	Intersport racing	BMW E46 M3 GTR	SSP	21	1:06:02.025	2 Laps	133.6	21	2:59.036	140.8
34 430 René WIJNEN/Charlie FRUJNS	Ferry Monster Autosport	Seat Leon Supercopa	SSP	21	1:06:09.548	2 Laps	133.4	6	2:59.195	140.7
35 423 Jimmy ADRIAENSSENS/Philippe VAN RIEL	Spork Racing Team	Seat Leon Supercopa	SSP	21	1:06:27.013	2 Laps	132.8	20	3:00.108	140.0
36 229 Jack ROZENDAAL	GT3 Racing Lingewaal	Porsche GT3 RS	GT	21	1:06:28.297	2 Laps	132.8	21	2:57.663	141.9
37 424 Peter VAN VLIET/Nico VAN VLIET	Speedtec Motorsport	Speedtec Zilhouette	SSP	21	1:07:02.489	2 Laps	131.6	4	3:01.323	139.1
38 533 Mautis CARANSA/Wesley CARANSA	Day-V-Tec	BMW 130i	SP2	21	1:07:27.362	2 Laps	130.8	21	3:02.248	138.4
39 503 Dennis DE BORST/Martin DE KLEIJN	Febo Racing Team	Renault Clio RS 2.0 16V	SP2	21	1:07:30.729	2 Laps	130.7	20	3:01.022	139.3
40 577 Leonid PROTASOV	Unil Lubricants Racing Team	BMW E46 ETCC	SP2	20	1:04:34.596	3 Laps	130.2	20	3:04.449	136.7
41 501 Rob NIEMAN	Spirit Racing	Renault Clio RS 2.0 16V	SP2	20	1:04:46.457	3 Laps	129.8	16	3:06.691	135.1
42 502 Frank BEDORF	Spirit Racing	Renault Clio RS 2.0 16V	SP2	20	1:04:49.296	3 Laps	129.7	20	3:04.976	136.3
43 505 Chris VOET/Bart VAN DEN BROECK	Traxx Racing Team	Renault Clio	SP2	20	1:05:09.630	3 Laps	129.0	19	3:07.510	134.5
44 520 Erwin VAN DIJK	Zoet Racing	Lotus Exige	SP2	20	1:05:10.153	3 Laps	129.0	19	3:01.726	138.7
45 537 Stephan POLDERMAN/Rene STEENMETZ	Pujolaracing	Renault Clio 4	SP2	19	1:05:07.290	4 Laps	122.6	19	3:00.768	139.5
46 513 Kim TROEYEN	AT Motorsport	Ford Focus Silhouette	SP2	19	1:06:29.878	4 Laps	120.1	19	3:18.623	126.9
47 416 Leon ZAPPEIJ/Michael VERHAGEN	JR Motorsport	BMW 132 GTR	SSP	17	53:30.744	6 Laps	133.5	8	2:56.668	142.7

**Not classified:**

409 Dennis DE GROOT/Bas SCHOUTEN	JR Motorsport	BMW E46 M3 GTR	SSP	15	49:47.190	6	2:58.016	141.6
330 Oliver FREYMUTH	AKF Motorsport	Renault Megane Trophy	GTB	14	43:22.688	7	2:54.958	144.1
106 Kelvin SNOEKS	Day-V-Tec	Volvo S60 V8	SGT	13	35:51.800	6	2:42.525	155.1
114 Barry MAESSEN	Racingteam Venray	Vicora V8	SGT	12	34:44.793	3	2:45.146	152.7
420 Andy DAM	Andy Dam Racing Powered by Pentax Racing	BMW M3 GTR	SSP	5	26:40.110	3	3:17.834	127.5
444 Ronald VAN LOON	Blueberry Racing	BMW E46 M3	SSP	3	10:20.453	2	3:07.754	134.3
417 Tristan BOORSMA	NMT Racing	BMW M3 GT4	SSP	2	6:35.343			
315 Miguel VANDEREYTT/Angelique DETAVENIER	Vandereyrt Racing	Porsche 997 GT3 Cup	GTB	2	6:38.416	2	3:28.894	120.7

**Not started**


120 Paul BAILEY/Andy SCHULZ	HorsePower Racing	Aston Martin	SGT					
451 Leo KURSTJENS	AT Motorsport	Ford Focus Silhouette	SSP					

**Pole Position**

S. BALFE	2:20.713	
----------	----------	--

**Fastest Lap**

Lap 23	Shaun BALFE	2:37.416	160.2 Kph
--------	-------------	----------	-----------



**SPA RACING FESTIVAL**  
SUPERCAR CHALLENGE  
RACE 2

Final Classification


Drivers	Team	Vehicle	Class	Laps	Total Time	Gap	Kph	Best Lap		
								Lap	Time	Kph

CARS N° 106, 108, 350, 760 - 20 SECONDS PENALTY FOR PIT STOP PROCEDURE.

Published at: .....

Track Status: **WET**

Stewards:	Timekeeper:
-----------	-------------




**SUPERCAR CHALLENGE**  
**SPA RACING FESTIVAL**

**RACE 2**

**Final Classification by Division**

Nr. Drivers	Team	Car	Cl	Laps	Total Time	Gap	Kph	Best Lap			
								Lap	Time	Kph	
<b>GT Division</b>											
1	202 C. WILKENS / A. SCOTT	GT3 Racing	Dodge Viper GT3	GT	23	1:06:07.863		146.2	21	2:44.522	153.3
2	258 P. VAN GLABEKE / F. JONCKHEERE	Curbstone FMA Racing	Ferrari 458 GT3	GT	23	1:06:09.127	+1.264	146.1	20	2:41.773	155.9
3	215 H. THUIS	Radical Benelux	Radical RXC 2.7 V8	GT	22	1:04:59.007		142.3	8	2:49.048	149.2
4	229 J. ROZENDAAL	GT3 Racing Lingewaal	Porsche GT3 RS	GT	21	1:06:28.297	2 Laps	132.8	21	2:57.663	141.9
<b>GTB Division</b>											
1	334 S. ATKINSON	Backdraft Motorsport	Lamborghini Gallardo	GTB	22	1:04:37.390		143.1	16	2:46.773	151.2
2	303 M. VAN BERLO	Van Berlo Racing	Porsche 997 Cup	GTB	22	1:05:05.542	+28.152	142.0	16	2:50.818	147.6
3	321 S. VANBELLINGEN / W. SLUYS	JR Motorsport	BMW M4 Silhouette	GTB	22	1:05:26.727	+49.337	141.3	21	2:47.444	150.6
4	351 D. STRINGFELLOW	Intersport racing	Lamborghini Gallardo	GTB	22	1:05:35.438	+58.048	141.0	22	2:48.475	149.7
5	343 D. MEIJER	Lammertink Racing	Porsche 997 GT3 Cup	GTB	22	1:05:35.862	+58.472	140.9	19	2:49.775	148.5
6	347 T. VERSTRAETE / N. VAN DIERENDONCK	FMA Racing	Ferrari Challenge Evoluzione	GTB	22	1:06:02.733	+125.343	140.0	21	2:48.947	149.2
7	306 M. KOEBOLT	Day-V-Tec	Corvette GT4	GTB	22	1:06:10.453	+133.063	139.7	18	2:50.741	147.7
8	333 F. JAMES	Backdraft Motorsport	Lamborghini Gallardo	GTB	22	1:06:17.021	+139.631	139.5	22	2:47.430	150.6
9	350 A. DONALDSON / I. DONALDSON	Intersport Racing	Porsche 997 Cup	GTB	22	1:07:16.659	+239.269	137.4	21	2:50.919	147.5
10	309 D. SCHULZ	Topper Team	Porsche 997 GT3	GTB	21	1:05:21.395	1 Laps	135.0	21	2:58.500	141.3
11	349 A. FRANSSSEN	EMG Motorsport	Porsche 997 Cup	GTB	21	1:05:59.250	1 Laps	133.7	21	2:55.524	143.7
<b>Not classified:</b>											
330	O. FREYMUTH	AKF Motorsport	Renault Megane Trophy	GTB	14	43:22.688	8 Laps	135.6	7	2:54.958	144.1
315	M. VANDEREYF / A. DETAVENIER	Vandereyf Racing	Porsche 997 GT3 Cup	GTB	2	6:38.416		126.6	2	3:28.894	120.7
<b>Sport 2 Division</b>											
1	533 M. CARANSA / W. CARANSA	Day-V-Tec	BMW 130i	SP2	21	1:07:27.362		130.8	21	3:02.248	138.4
2	503 D. DE BORST / M. DE KLEIJN	Fabo Racing Team	Renault Clio RS 2.0 16V	SP2	21	1:07:30.729	+3.367	130.7	20	3:01.022	139.3
3	577 L. PROTASOV / .	Unil Lubricants Racing Team	BMW E46 ETCC	SP2	20	1:04:34.596	1 Laps	130.2	20	3:04.449	136.7
4	501 R. NIEMAN	Spirit Racing	Renault Clio RS 2.0 16V	SP2	20	1:04:46.457	1 Laps	129.8	16	3:06.691	135.1
5	502 F. BEDORF / .	Spirit Racing	Renault Clio RS 2.0 16V	SP2	20	1:04:49.296	1 Laps	129.7	20	3:04.976	136.3
6	505 C. VOET / B. VAN DEN BROECK	Traxx Racing Team	Renault Clio	SP2	20	1:05:09.630	1 Laps	129.0	19	3:07.510	134.5
7	520 E. VAN DIJK	Zoet Racing	Lotus Exige	SP2	20	1:05:10.153	1 Laps	129.0	19	3:01.726	138.7
8	537 S. POLDERMAN / R. STEENMETZ	Pujolaracing	Renault Clio 4	SP2	19	1:05:07.290	2 Laps	122.6	19	3:00.768	139.5
9	513 K. TROEYEN	AT Motorsport	Ford Focus Silhouette	SP2	19	1:06:29.878	2 Laps	120.1	19	3:18.623	126.9
<b>Super GT Division</b>											
1	131 J. STORM / N. BOUWHUIS	Storm-Tag Point Racing	BMW Z4 GT3	SGT	23	1:04:31.852		149.8	23	2:40.433	157.2
2	138 S. BALFE / P. KEEN	Balfe Motorsport	Ferrari 458 GT3	SGT	23	1:04:32.113	+0.261	149.8	23	2:37.416	160.2
3	108 M. LANTING / B. HERBER	Martino Rosso Racing	Ferrari GT2 458	SGT	23	1:04:49.134	+17.282	149.1	22	2:41.082	156.5
4	117 R. GROUWELS / R. DE GRAAFF	Team Raceart	Dodge Viper GT3-R	SGT	23	1:04:53.770	+21.918	148.9	6	2:40.815	156.8
5	103 H. ZUMBRINK	Volvo Reede Racing by DayVtec	Volvo S60 V8	SGT	23	1:05:30.653	+58.801	147.5	12	2:42.943	154.7
6	193 P. STEVENY / S. BAILLY	Nova Race GT3	Nissan GT-R Gt3	SGT	23	1:06:08.925	+137.073	146.1	9	2:44.282	153.5
<b>Not classified:</b>											
106	K. SNOEKS	Day-V-Tec	Volvo S60 V8	SGT	13	35:51.800		152.3	6	2:42.525	155.1
114	B. MAESSEN	Racingteam Venray	Vicora V8	SGT	12	34:44.793	11 Laps	145.1	3	2:45.146	152.7
<b>Not started</b>											
120	P. BAILEY / A. SCHULZ	HorsePower Racing	Aston Martin	SGT				0.0			
<b>Super Lights Group 2</b>											
1	744 H. HAANE / K. COOLS	GH Motorsport	Tatus PY012	SL2	22	1:05:31.230		141.1	22	2:44.725	153.1
<b>Super Lights Group 3</b>											
1	771 C. KUIJER / B. VAN ELK	Blueberry Racing	Radical SR3	SL3	22	1:05:59.501		140.1	21	2:47.175	150.8
2	760 D. HOUTHOOFD / Y. DESSCHANS	Norma Benelux	Norma M20F	SL3	22	1:06:18.604	+19.103	139.4	21	2:51.347	147.2
3	773 F. DECLERQ	Glasfolie.be	Norma M20F	SL3	21	1:05:08.413	1 Laps	135.5	4	2:54.582	144.4
<b>Supersport Division</b>											
1	411 W. VAN HERCK	Van Herck Racing	Mazda 3	SSP	22	1:05:42.472		140.7	19	2:52.323	146.3
2	470 H. DELNOUJ	Van der Kooi Lotus Racing	Lotus Exige 250 CUP	SSP	22	1:06:12.452	+29.980	139.6	22	2:52.291	146.3
3	406 K. BOGAERTS / M. VAN DER AA	Europeans Staffing Racing	BMW M3 E90 WTCC	SSP	22	1:06:13.820	+31.348	139.6	8	2:53.627	145.2
4	412 E. VAN DEN MUNCKHOF	Munckhof Racing/ vd Plas Racing	BMW Z4	SSP	22	1:06:31.537	+49.065	139.0	22	2:52.971	145.8
5	447 M. WEBB / C. WOODWISS	Team Webb	BMW E46 GTR	SSP	22	1:06:38.671	+56.199	138.7	22	2:50.404	148.0
6	450 C. ELUSER	Cor Euser Racing	Lotus Evora	SSP	22	1:06:51.642	+109.170	138.3	22	2:51.547	147.0
7	426 L. ALLEN	Team Compak Ramps	Seat Leon Supercopa	SSP	21	1:04:36.388	1 Laps	136.6	11	2:55.886	143.4
8	493 R. LYNSEY / K. CLARKE	Intersport racing	BMW E46 M3 GTR	SSP	21	1:04:44.813	1 Laps	136.3	8	2:55.512	143.7
9	496 M. MOSS / F. HAIGE	Intersport racing	BMW E46 M3 GTR	SSP	21	1:06:02.025	1 Laps	133.6	21	2:59.036	140.8
10	430 R. WIJNEN / C. FRIJNS	Ferry Monster Autosport	Seat Leon Supercopa	SSP	21	1:06:09.548	1 Laps	133.4	6	2:59.195	140.7
11	423 J. ADRIAENSSENS / P. VAN RIEL	Spork Racing Team	Seat Leon Supercopa	SSP	21	1:06:27.013	1 Laps	132.8	20	3:00.108	140.0
12	424 P. VAN VLIET / N. VAN VLIET	Speedtec Motorsport	Speedtec Zilhouette	SSP	21	1:07:02.489	1 Laps	131.6	4	3:01.323	139.1
13	416 L. ZAPPEIJ / M. VERHAGEN	JR Motorsport	BMW 132 GTR	SSP	17	53:30.744	5 Laps	133.5	8	2:56.668	142.7





**SUPERCAR CHALLENGE**  
**SPA RACING FESTIVAL**  
**RACE 2**

**Final Classification by Division**

Nr. Drivers	Team	Car	Cl	Laps	Total Time	Gap	Kph	Best Lap		
								Lap	Time	Kph
<b>Not classified:</b>										
409 <b>D. DE GROOT / B. SCHOUTEN</b>	JR Motorsport	BMW E46 M3 GTR	SSP	15	<b>49:47.190</b>		126.6	6	<b>2:58.016</b>	141.6
420 <b>A. DAM</b>	Andy Oram Racing Powered by Petrol Racing	BMW M3 GTR	SSP	5	<b>26:40.110</b>	17 Laps	78.8	3	<b>3:17.834</b>	127.5
444 <b>R. VAN LOON</b>	Blueberry Racing	BMW E46 M3	SSP	3	<b>10:20.453</b>		121.9	2	<b>3:07.754</b>	134.3
417 <b>T. BOORSMA / .</b>	NMT Racing	BMW M3 GT4	SSP	2	<b>6:35.343</b>	20 Laps	127.6			
<b>Not started</b>										
451 <b>L. KURSTJENS</b>	AT Motorsport	Ford Focus Silhouette	SSP							0.0

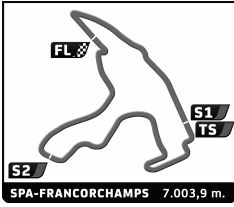
CARS N° 106, 108, 350, 760 - 20 SECONDS PENALTY FOR PIT STOP PROCEDURE.

Published at: .....

Track Status: **WET**

Stewards:


Timekeeper:



**SUPERCAR CHALLENGE**  
**SPA RACING FESTIVAL**  
**RACE 2**

Lap Chart


		LAP																							
Nr	Pos	Grid	1	2	3	4	5	6	7	8	9	10	11	12	13	14	15	16	17	18	19	20	21	22	23
138	<b>1</b>	138	106	106	106	106	106	106	106	106	106	106	106	106	106	131	131	131	131	131	131	108	108	108	108
120	<b>2</b>	120	117	117	117	117	117	117	117	117	117	117	117	117	117	108	108	108	108	108	108	131	131	131	131
117	<b>3</b>	117	108	108	108	108	108	108	108	108	108	108	108	108	131	117	117	117	117	138	138	138	138	138	138
106	<b>4</b>	106	138	138	138	138	138	138	138	138	138	138	131	131	117	103	138	138	138	117	117	117	117	117	117
131	<b>5</b>	131	131	131	114	131	131	131	131	131	131	131	131	138	193	103	138	103	103	103	103	103	103	103	103
103	<b>6</b>	103	114	114	131	103	103	103	103	193	193	193	114	193	193	193	193	193	193	193	193	193	193	193	202
108	<b>7</b>	108	202	103	103	193	193	193	193	103	103	103	202	103	138	202	202	202	202	202	202	202	202	202	193
114	<b>8</b>	114	103	202	202	202	202	202	202	202	202	202	114	138	202	258	258	258	258	258	258	258	258	258	258
193	<b>9</b>	193	193	193	193	114	258	258	258	258	258	306	306	202	258	215	215	215	215	334	334	334	334	334	334
258	<b>10</b>	258	258	258	258	215	215	215	215	215	114	334	760	215	303	334	334	334	334	215	215	215	215	215	215
202	<b>11</b>	202	215	215	215	215	306	306	306	306	306	334	321	350	303	334	303	303	303	303	303	303	303	303	303
215	<b>12</b>	215	306	306	306	306	321	321	321	321	321	321	450	215	334	411	411	306	306	306	306	321	321	321	321
321	<b>13</b>	321	773	321	321	321	303	303	334	334	334	303	103	258	411	306	306	411	411	411	411	411	343	343	744
306	<b>14</b>	306	321	773	303	303	334	334	303	303	114	450	343	303	306	343	343	343	343	343	343	411	744	351	351
303	<b>15</b>	303	303	303	773	773	773	450	450	114	303	343	406	334	343	321	321	321	321	321	321	351	351	343	343
773	<b>16</b>	773	760	760	334	334	343	343	114	450	450	406	760	411	321	351	351	351	351	351	351	744	411	411	411
760	<b>17</b>	760	744	744	744	343	450	773	343	343	343	411	773	306	760	760	406	744	744	744	744	306	306	760	760
334	<b>18</b>	334	334	334	343	744	744	744	744	744	744	773	470	321	406	406	760	406	760	333	333	760	760	771	771
315	<b>19</b>	315	343	343	450	450	411	411	411	411	411	744	447	343	351	773	744	760	333	760	760	771	771	347	347
744	<b>20</b>	744	315	450	411	411	406	114	406	406	406	470	350	773	773	744	470	333	406	406	406	406	347	306	306
330	<b>21</b>	330	330	330	406	406	406	406	773	773	773	760	416	406	470	333	470	470	470	470	771	347	406	470	470
343	<b>22</b>	343	347	406	330	470	114	470	470	470	470	333	215	470	744	333	773	773	771	771	470	470	470	406	406
771	<b>23</b>	771	771	411	470	760	760	760	351	351	333	447	258	351	333	771	771	771	347	347	347	333	333	333	333
347	<b>24</b>	347	450	347	760	330	347	351	760	760	760	347	430	450	450	412	412	347	773	412	412	412	412	412	412
333	<b>25</b>	333	406	470	347	347	351	347	347	333	447	416	303	744	771	347	347	412	412	447	447	447	447	447	447
351	<b>26</b>	351	411	771	771	351	330	333	333	447	347	771	411	333	330	450	450	447	447	773	450	450	450	450	450
349	<b>27</b>	349	470	412	409	771	333	447	447	347	351	350	309	330	412	330	447	450	450	450	350	350	350	350	350
229	<b>28</b>	229	351	416	416	409	447	330	330	771	771	493	496	771	347	447	416	350	350	350	426	426	426	426	426
350	<b>29</b>	350	412	409	351	447	771	771	771	330	416	430	424	412	447	416	350	426	426	426	493	493	493	493	493
309	<b>30</b>	309	416	351	333	333	409	409	412	412	493	215	351	347	416	493	493	493	493	493	773	773	773	773	773
450	<b>31</b>	450	409	333	447	416	416	416	416	330	258	744	447	493	350	426	416	309	309	309	309	309	309	309	309
406	<b>32</b>	406	333	447	493	426	412	412	493	493	412	309	330	416	350	426	309	309	416	496	496	496	496	349	349
470	<b>33</b>	470	447	493	426	412	493	493	426	350	350	424	333	493	426	309	430	430	430	430	430	430	349	496	496
411	<b>34</b>	411	229	426	430	493	426	426	430	426	430	496	771	426	309	430	496	496	496	349	349	430	430	430	430
409	<b>35</b>	409	426	430	412	430	430	430	350	430	426	351	412	430	430	496	349	349	349	423	423	423	423	423	423
412	<b>36</b>	412	493	229	350	350	350	350	409	424	424	330	347	309	496	423	423	423	423	229	229	229	229	229	229
417	<b>37</b>	417	417	309	424	424	424	424	424	309	309	412	493	496	423	349	229	229	229	424	424	424	424	424	424
430	<b>38</b>	430	430	350	229	229	309	496	309	496	496	349	426	423	424	229	424	424	424	424	533	533	533	533	533
416	<b>39</b>	416	309	444	309	309	496	309	496	229	229	426	423	424	349	424	533	533	533	577	503	503	503	503	503
447	<b>40</b>	447	350	424	496	496	229	229	229	423	349	505	229	229	229	533	577	577	577	503	577	577	577	577	577
426	<b>41</b>	426	444	417	503	503	503	503	503	423	349	349	533	577	501	501	501	501	501	501	501	501	501	501	501
493	<b>42</b>	493	424	496	349	349	349	349	423	349	503	229	577	577	577	501	503	503	501	502	502	502	502	502	502
444	<b>43</b>	444	349	315	533	533	423	423	349	533	533	577	501	533	501	503	502	502	502	505	505	505	505	505	505
420	<b>44</b>	420	496	349	577	577	533	533	533	577	577	501	533	501	502	502	505	505	505	520	520	520	520	520	520
423	<b>45</b>	423	503	503	423	423	577	577	505	505	505	502	502	502	503	505	409	520	520	537	537	537	537	537	537
424	<b>46</b>	424	533	533	505	505	505	505	505	520	502	533	505	503	505	409	520	537	537	513	513	513	513	513	513
451	<b>47</b>	451	577	577	501	501	501	501	501	502	520	503	503	505	409	520	537	513	513						
496	<b>48</b>	496	505	505	520	520	520	502	520	501	501	520	520	520	520	513	513								
537	<b>49</b>	537	420	423	502	502	502	520	502	409	409	409	409	409	513	537									
533	<b>50</b>	533	501	501	420	420	513	513	513	513	513	513	513	513	537										
503	<b>51</b>	503	423	520	444	513	537	537	537	537	537	537	537	537											
505	<b>52</b>	505	520	502	513	537	420																		
501	<b>53</b>	501	502	420	537																				
577	<b>54</b>	577	513	513																					
502	<b>55</b>	502	537	537																					
513	<b>56</b>	513																							
520	<b>57</b>	520																							



**SUPERCAR CHALLENGE**  
**SPA RACING FESTIVAL**  
**RACE 2**


**Best Sector Times**

SECTOR 1			SECTOR 2			SECTOR 3			Pos	Team	Cl	Ideal Lap	Best Lap
Pos	Driver	Time	Driver	Time	Driver	Time	Pos	Team					
1	138 S.BALFE	42.409	138 S.BALFE	1:15.384	138 S.BALFE	39.119	1	138 Balfe Motorsport	SGT	2'36.912	2:37.416	(1)	
2	258 P.VAN GLABEKE	43.365	131 J.STORM	1:15.740	117 R.GROUWELS	40.348	2	131 Storm-Tag Point Racing	SGT	2'39.561	2:40.433	(2)	
3	117 R.GROUWELS	43.373	771 C.KUIJER	1:16.028	131 J.STORM	40.363	3	117 Team Raceart	SGT	2'40.089	2:40.815	(3)	
4	131 J.STORM	43.458	117 R.GROUWELS	1:16.368	108 M.LANTING	40.363	4	108 Martino Rosso Racing	SGT	2'40.561	2:41.082	(4)	
5	108 M.LANTING	43.471	106 K.SNOEKS	1:16.597	258 P.VAN GLABEKE	40.958	5	258 Curbstone FMA Racing	GT	2'41.209	2:41.773	(5)	
6	106 K.SNOEKS	43.621	108 M.LANTING	1:16.727	193 P.STEVENY	41.440	6	106 Day-V-Tec	SGT	2'41.756	2:42.525	(6)	
7	103 H.ZUMBRINK	43.737	258 P.VAN GLABEKE	1:16.886	106 K.SNOEKS	41.538	7	103 Volvo Reede Racing by DayVtec	SGT	2'42.778	2:42.943	(7)	
8	202 C.WILKENS	43.939	744 H.HAANE	1:17.457	744 H.HAANE	41.547	8	193 Nova Race GT3	SGT	2'43.653	2:44.282	(8)	
9	114 B.MAESSEN	44.338	103 H.ZUMBRINK	1:17.493	103 H.ZUMBRINK	41.548	9	202 GT3 Racing	GT	2'44.221	2:44.522	(9)	
10	193 P.STEVENY	44.643	193 P.STEVENY	1:17.570	202 C.WILKENS	41.563	10	744 GH Motorsport	SL2	2'44.725	2:44.725	(10)	
11	347 T.VERSTRAETE	45.209	114 B.MAESSEN	1:18.398	321 S.VANBELLINGEN	41.941	11	114 Racingteam Venray	SGT	2'44.874	2:45.146	(11)	
12	321 S.VANBELLINGEN	45.319	215 H.THUIS	1:18.465	334 S.ATKINSON	42.089	12	334 Backdraft Motorsport	GTB	2'46.432	2:46.773	(12)	
13	334 S.ATKINSON	45.526	202 C.WILKENS	1:18.719	333 F.JAMES	42.130	13	321 JR Motorsport	GTB	2'46.959	2:47.444	(15)	
14	351 D.STRINGFELLOW	45.636	334 S.ATKINSON	1:18.817	114 B.MAESSEN	42.138	14	771 Blueberry Racing	SL3	2'47.175	2:47.175	(13)	
15	744 H.HAANE	45.721	333 F.JAMES	1:18.938	450 C.EUSER	42.367	15	333 Backdraft Motorsport	GTB	2'47.310	2:47.430	(14)	
16	343 D.MEIJER	45.869	351 D.STRINGFELLOW	1:19.153	343 D.MEIJER	42.460	16	215 Radical Benelux	GT	2'47.629	2:49.048	(18)	
17	215 H.THUIS	46.094	447 M.WEBB	1:19.271	351 D.STRINGFELLOW	42.867	17	351 Intersport racing	GTB	2'47.656	2:48.475	(16)	
18	333 F.JAMES	46.242	321 S.VANBELLINGEN	1:19.699	347 T.VERSTRAETE	43.009	18	347 FMA Racing	GTB	2'48.135	2:48.947	(17)	
19	303 M.VAN BERLO	46.249	347 T.VERSTRAETE	1:19.917	771 C.KUIJER	43.027	19	343 Lammertink Racing	GTB	2'49.366	2:49.775	(19)	
20	306 M.KOEBOLT	46.420	350 A.DONALDSON	1:20.111	215 H.THUIS	43.070	20	760 Norma Benelux	SL3	2'50.071	2:51.347	(24)	
21	760 D.HOUTHOOFD	46.677	760 D.HOUTHOOFD	1:20.193	303 M.VAN BERLO	43.153	21	450 Cor Euser Racing	SSP	2'50.198	2:51.547	(25)	
22	411 W.VAN HERCK	46.802	306 M.KOEBOLT	1:20.212	760 D.HOUTHOOFD	43.201	22	303 Van Berlo Racing	GTB	2'50.201	2:50.818	(22)	
23	350 A.DONALDSON	47.017	470 H.DELNOIJ	1:20.279	350 A.DONALDSON	43.239	23	306 Day-V-Tec	GTB	2'50.283	2:50.741	(21)	
24	450 C.EUSER	47.236	450 C.EUSER	1:20.595	447 M.WEBB	43.317	24	350 Intersport Racing	GTB	2'50.367	2:50.919	(23)	
25	229 J.ROZENDAAL	47.483	412 E.VAN DEN MUNCHOF	1:20.731	411 W.VAN HERCK	43.460	25	447 Team Webb	SSP	2'50.404	2:50.404	(20)	
26	470 H.DELNOIJ	47.646	303 M.VAN BERLO	1:20.799	306 M.KOEBOLT	43.651	26	411 Van Herck Racing	SSP	2'51.349	2:52.323	(27)	
27	406 K.BOGAERTS	47.750	406 K.BOGAERTS	1:20.988	406 K.BOGAERTS	43.818	27	470 Van der Kooi Lotus Racing	SSP	2'51.873	2:52.291	(26)	
28	447 M.WEBB	47.816	343 D.MEIJER	1:21.037	412 E.VAN DEN MUNCHOF	43.822	28	406 European Staffing Racing	SSP	2'52.556	2:53.627	(29)	
29	349 A.FRANSSSEN	47.936	411 W.VAN HERCK	1:21.087	470 H.DELNOIJ	43.948	29	412 Munchhof Racing/ vd Plas Racing	SSP	2'52.705	2:52.971	(28)	
30	771 C.KUIJER	48.120	773 F.DECLERQ	1:21.195	773 F.DECLERQ	44.382	30	773 Glasfolie.be	SL3	2'53.711	2:54.582	(30)	
31	773 F.DECLERQ	48.134	349 A.FRANSSSEN	1:21.587	330 O.FREYMUTH	44.383	31	330 AKF Motorsport	GTB	2'54.317	2:54.958	(31)	
32	493 R.LYNSEY	48.150	330 O.FREYMUTH	1:21.684	426 L.ALLEN	44.680	32	349 EMG Motorsport	GTB	2'54.604	2:55.524	(33)	
33	412 E.VAN DEN MUNCHOF	48.152	416 L.ZAPPEIJ	1:21.778	493 R.LYNSEY	44.918	33	493 Intersport racing	SSP	2'55.101	2:55.512	(32)	
34	309 D.SCHULZ	48.170	409 D.DE GROOT	1:21.791	309 D.SCHULZ	45.006	34	426 Team Compak Ramps	SSP	2'55.350	2:55.886	(34)	
35	330 O.FREYMUTH	48.250	493 R.LYNSEY	1:22.033	349 A.FRANSSSEN	45.081	35	416 JR Motorsport	SSP	2'55.877	2:56.668	(35)	
36	426 L.ALLEN	48.463	426 L.ALLEN	1:22.207	416 L.ZAPPEIJ	45.234	36	409 JR Motorsport	SSP	2'57.336	2:58.016	(37)	
37	416 L.ZAPPEIJ	48.865	520 E.VAN DIJK	1:22.690	496 M.MOSS	45.288	37	309 Topper Team	GTB	2'57.484	2:58.500	(38)	
38	430 R.WIJNEN	49.363	503 D.DE BORST	1:22.881	409 D.DE GROOT	45.823	38	229 GT3 Racing Lingewaal	GT	2'57.563	2:57.663	(36)	
39	423 J.ADRIAENSSENS	49.392	430 R.WIJNEN	1:22.997	430 R.WIJNEN	45.834	39	430 Ferry Monster Autosport	SSP	2'58.194	2:59.195	(40)	
40	409 D.DE GROOT	49.722	537 S.POLDERMAN	1:23.050	520 E.VAN DIJK	45.856	40	496 Intersport racing	SSP	2'58.689	2:59.036	(39)	
41	496 M.MOSS	49.867	496 M.MOSS	1:23.534	229 J.ROZENDAAL	45.958	41	423 Spork Racing Team	SSP	2'59.609	3:00.108	(41)	
42	424 P.VAN VLIET	50.166	423 J.ADRIAENSSENS	1:23.981	315 M.VANDEREYNT	46.049	42	503 Febo Racing Team	SP2	3'00.639	3:01.022	(43)	
43	537 S.POLDERMAN	51.572	417 T.BOORSMA	1:24.002	503 D.DE BORST	46.101	43	537 Pujolaracing	SP2	3'00.768	3:00.768	(42)	
44	503 D.DE BORST	51.657	533 M.CARANSA	1:24.078	537 S.POLDERMAN	46.146	44	520 Zoet Racing	SP2	3'00.940	3:01.726	(45)	
45	533 M.CARANSA	51.906	424 P.VAN VLIET	1:24.090	533 M.CARANSA	46.193	45	424 Speedtec Motorsport	SSP	3'01.074	3:01.323	(44)	
46	577 L.PROTASOV	51.907	229 J.ROZENDAAL	1:24.122	423 J.ADRIAENSSENS	46.236	46	533 Day-V-Tec	SP2	3'02.177	3:02.248	(46)	
47	520 E.VAN DIJK	52.394	309 D.SCHULZ	1:24.308	424 P.VAN VLIET	46.818	47	577 Unil Lubricants Racing Team	SP2	3'04.361	3:04.449	(47)	
48	417 T.BOORSMA	52.635	315 M.VANDEREYNT	1:24.772	502 F.BEDORF	47.011	48	502 Spirit Racing	SP2	3'04.976	3:04.976	(48)	
49	444 R.VAN LOON	52.824	502 F.BEDORF	1:24.945	577 L.PROTASOV	47.485	49	505 Traxx Racing Team	SP2	3'06.002	3:07.510	(50)	
50	502 F.BEDORF	53.020	577 L.PROTASOV	1:24.969	505 C.VOET	47.613	50	501 Spirit Racing	SP2	3'06.280	3:06.691	(49)	
51	501 R.NIEMAN	53.124	505 C.VOET	1:25.079	501 R.NIEMAN	48.000	51	417 NMT Racing	SSP	3'07.161			
52	420 A.DAM	53.308	501 R.NIEMAN	1:25.156	444 R.VAN LOON	48.404	52	444 Blueberry Racing	SSP	3'07.754	3:07.754	(51)	
53	505 C.VOET	53.310	444 R.VAN LOON	1:26.526	417 T.BOORSMA	50.524	53	420 Andy Dam Racing Powered by Perito Racing	SSP	3'15.527	3:17.834	(52)	
54	513 K.TROEYEN	56.535	513 K.TROEYEN	1:30.162	420 A.DAM	51.194	54	513 AT Motorsport	SP2	3'17.945	3:18.623	(53)	
55	315 M.VANDEREYNT	1:18.073	420 A.DAM	1:31.025	513 K.TROEYEN	51.248	55	315 Vandereynt Racing	GTB	3'28.894	3:28.894	(54)	


**SUPERCAR CHALLENGE**  
**SPA RACING FESTIVAL**  
 After RACE 2

Event maximum speed


Team	Car	Class	Driver	Top Speed	Lap	Session	
106	Day-V-Tec	Volvo S60 V8	SGT	Kelvin SNOEKS	272.0	6	FREE PRACTICE 2
108	Martino Rosso Racing	Ferrari GT2 458	SGT	Martin LANTING	270.7	9	FREE PRACTICE 2
117	Team Raceart	Dodge Viper GT3-R	SGT	Roger GROUWELS	270.7	7	RACE 1
138	Balfe Motorsport	Ferrari 458 GT3	SGT	Shaun BALFE	270.7	15	FREE PRACTICE 2
120	HorsePower Racing	Aston Martin	SGT	Paul BAILEY	270.0	8	QUALIFYING
103	Volvo Reede Racing by DayVTec	Volvo S60 V8	SGT	Henry ZUMBRINK	264.7	9	QUALIFYING
258	Curbstone FMA Racing	Ferrari 458 GT3	GT	Patrick VAN GLABEKE	264.7	15	RACE 1
193	Nova Race GT3	Nissan GT-R Gt3	SGT	Philippe STEVENY	263.4	4	RACE 1
347	FMA Racing	Ferrari Challenge Evoluzione	GTB	Thierry VERSTRAETE	261.5	9	FREE PRACTICE 1
131	Storm-Tag Point Racing	BMW Z4 GT3	SGT	Jan STORM	260.2	18	FREE PRACTICE 2
202	GT3 Racing	Dodge Viper GT3	GT	Craig WILKENS	260.2	1	RACE 1
303	Van Berlo Racing	Porsche 997 Cup	GTB	Marcel VAN BERLO	260.2	7	RACE 1
114	Racingteam Venray	Vicora V8	SGT	Barry MAESSEN	257.1	8	FREE PRACTICE 1
343	Lammertink Racing	Porsche 997 GT3 Cup	GTB	Daan MEIJER	254.7	14	RACE 1
321	JR Motorsport	BMW M4 Silhouette	GTB	Steve VANBELLINGEN	254.1	3	QUALIFYING
215	Radical Benelux	Radical RXC 2.7 V8	GT	Henk THUIS	253.5	4	QUALIFYING
334	Backdraft Motorsport	Lamborghini Gallardo	GTB	Simon ATKINSON	253.5	3	RACE 1
351	Intersport racing	Lamborghini Gallardo	GTB	Dan STRINGFELLOW	253.5	14	RACE 1
306	Day-V-Tec	Corvette GT4	GTB	Max KOEBOLT	251.7	4	QUALIFYING
417	NMT Racing	BMW M3 GT4	SSP	Tristan BOORSMA	246.0	18	FREE PRACTICE 2
333	Backdraft Motorsport	Lamborghini Gallardo	GTB	Fiona JAMES	244.9	16	RACE 1
315	Vandereyt Racing	Porsche 997 GT3 Cup	GTB	Miguel VANDEREYT	243.8	11	RACE 1
349	EMG Motorsport	Porsche 997 Cup	GTB	Alain FRANSSSEN	243.2	5	RACE 1
350	Intersport Racing	Porsche 997 Cup	GTB	Andrew DONALDSON	242.2	11	RACE 1
760	Norma Benelux	Norma M20F	SL3	David HOUTHOFD	242.2	7	FREE PRACTICE 2
229	GT3 Racing Lingewaal	Porsche GT3 RS	GT	Jack ROZENDAAL	240.5	12	RACE 1
411	Van Herck Racing	Mazda 3	SSP	Werner VAN HERCK	240.0	3	RACE 1
412	Munckhof Racing/ vd Plas Racing	BMW Z4	SSP	Eric VAN DEN MUNCKHOF	240.0	6	RACE 1
406	European Staffing Racing	BMW M3 E90 WTCC	SSP	Koen BOGAERTS	239.5	7	FREE PRACTICE 2
450	Cor Euser Racing	Lotus Evora	SSP	Cor EUSER	239.5	13	FREE PRACTICE 2
744	GH Motorsport	Tatuus PY012	SL2	Henk HAANE	239.5	20	RACE 1
309	Topper Team	Porsche 997 GT3	GTB	Dirk SCHULZ	237.4	16	RACE 1
330	AKF Motorsport	Renault Megane Trophy	GTB	Oliver FREYMUTH	237.4	6	RACE 1
430	Ferry Monster Autosport	Seat Leon Supercopa	SSP	René WIJNEN	237.4	7	RACE 1
426	Team Compak Ramps	Seat Leon Supercopa	SSP	Lee ALLEN	236.8	3	FREE PRACTICE 2
447	Team Webb	BMW E46 GTR	SSP	Martin WEBB	236.3	9	QUALIFYING
409	JR Motorsport	BMW E46 M3 GTR	SSP	Dennis DE GROOT	234.8	4	FREE PRACTICE 2
773	Glasfolie.be	Norma M20F	SL3	Filip DECLERQ	234.8	20	RACE 1
444	Blueberry Racing	BMW E46 M3	SSP	Ronald VAN LOON	234.3	5	FREE PRACTICE 1
496	Intersport racing	BMW E46 M3 GTR	SSP	Mike MOSS	234.3	9	RACE 1
493	Intersport racing	BMW E46 M3 GTR	SSP	Ryan LYNSEY	232.3	17	RACE 1
416	JR Motorsport	BMW 132 GTR	SSP	Leon ZAPPEIJ	231.3	3	RACE 1
470	Van der Kooij Lotus Racing	Lotus Exige 250 CUP	SSP	Huub DELNOIJ	228.8	3	QUALIFYING
428	Meijers Motorsport	BMW M3 E92 3.2	SSP	Frank MEIJERS	226.9	10	QUALIFYING
420	Andy Dam Racing Powered by Penta Racing	BMW M3 GTR	SSP	Andy DAM	225.5	7	RACE 1
424	Speedtec Motorsport	Speedtec Zillhouette	SSP	Peter VAN VLIET	223.6	3	QUALIFYING
423	Spork Racing Team	Seat Leon Supercopa	SSP	Jimmy ADRIAENSSENS	222.7	10	QUALIFYING
190	Team Holbæk Pedersen	Aquila CR1	SGT	Dennis PEDERSEN	220.9	5	QUALIFYING
451	AT Motorsport	Ford Focus Silhouette	SSP	Leo KURSTJENS	220.9	10	QUALIFYING
771	Blueberry Racing	Radical SR3	SL3	Carlo KUIJER	218.6	2	RACE 1
577	Unil Lubricants Racing Team	BMW E46 ETCC	SP2	Leonid PROTASOV	216.9	1	RACE 1
533	Day-V-Tec	BMW 130i	SP2	Mauits CARANSA	213.9	21	RACE 1
520	Zoet Racing	Lotus Exige	SP2	Erwin VAN DIJK	206.9	22	RACE 1
537	Pujolaracing	Renault Clio 4	SP2	Stephan POLDERMAN	206.9	18	RACE 1
503	Febo Racing Team	Renault Clio RS 2.0 16V	SP2	Dennis DE BORST	206.1	18	RACE 1
505	Traxx Racing Team	Renault Clio	SP2	Chris VOET	203.0	3	RACE 1
501	Spirit Racing	Renault Clio RS 2.0 16V	SP2	Rob NIEMAN	202.2	3	RACE 1



**SUPERCAR CHALLENGE**  
**SPA RACING FESTIVAL**  
After RACE 2

Event maximum speed

Team	Car	Class	Driver	Top Speed	Lap	Session
502 Spirit Racing	Renault Clio RS 2.0 16V	SP2	Frank BEDORF	199.6	2	RACE 1
513 AT Motorsport	Ford Focus Silhouette	SP2	Kim TROEYEN	198.5	2	RACE 1




**SUPERCAR CHALLENGE**  
**SPA RACING FESTIVAL**  
**RACE 2**

**Fastest Lap Sequence**

Practice Time	Team	Car	Class	Driver	Time	Kph	Lap
5:30.111	106 Day-V-Tec	Volvo S60 V8	SGT	Kelvin SNOEKS	<b>2:44.394</b>	153.4	2
8:20.519	117 Team Raceart	Dodge Viper GT3-R	SGT	Roger GROUWELS	<b>2:44.095</b>	153.7	3
10:57.773	106 Day-V-Tec	Volvo S60 V8	SGT	Kelvin SNOEKS	<b>2:42.898</b>	154.8	4
13:40.559	106 Day-V-Tec	Volvo S60 V8	SGT	Kelvin SNOEKS	<b>2:42.786</b>	154.9	5
13:46.354	117 Team Raceart	Dodge Viper GT3-R	SGT	Roger GROUWELS	<b>2:42.663</b>	155.0	5
16:23.084	106 Day-V-Tec	Volvo S60 V8	SGT	Kelvin SNOEKS	<b>2:42.525</b>	155.1	6
16:27.169	117 Team Raceart	Dodge Viper GT3-R	SGT	Roger GROUWELS	<b>2:40.815</b>	156.8	6
37:52.881	138 Balfe Motorsport	Ferrari 458 GT3	SGT	Shaun BALFE	<b>2:39.992</b>	157.6	13
54:00.016	138 Balfe Motorsport	Ferrari 458 GT3	SGT	Shaun BALFE	<b>2:39.180</b>	158.4	19
56:37.937	138 Balfe Motorsport	Ferrari 458 GT3	SGT	Shaun BALFE	<b>2:37.921</b>	159.7	20
1:04:32.113	138 Balfe Motorsport	Ferrari 458 GT3	SGT	Shaun BALFE	<b>2:37.416</b>	160.2	23






**SUPERCAR CHALLENGE**  
**SPA RACING FESTIVAL**  
**RACE 2**

Analysis by lap

Lapped

Nr	Lap Time	Gap	Nr	Lap Time	Gap	Nr	Lap Time	Gap	Nr	Lap Time	Gap	Nr	Lap Time	Gap	
258	2:49.194	52.833	334	2:49.675	1'25.762	343	2:53.593	1'49.291	773	2:56.575	2'11.580	<b>Lap 11</b>			
215	2:49.194	53.371	303	2:54.337	1'26.825	744	2:54.268	1'51.966	470	2:55.658	2'16.890				
306	2:51.915	1'03.975	450	2:52.774	1'34.397	411	2:53.315	1'52.532	333	2:51.646	2'17.635	106	2:43.798		
513	3:26.290	1 Lap	114	2:47.858	1'35.235	406	2:53.627	1'53.752	760	2:55.159	2'20.214	117	2:42.159	3.700	
321	2:52.634	1'14.816	343	2:54.598	1'38.830	773	2:56.511	1'57.664	447	2:53.854	2'22.057	347	3:07.381	1 Lap	
303	2:52.715	1'15.800	744	2:54.951	1'40.830	470	2:55.385	2'03.891	347	2:55.162	2'25.357	416	2:58.515	1 Lap	
334	2:52.254	1'19.399	411	2:55.594	1'42.349	351	2:52.175	2'04.208	351	3:03.957	2'25.506	771	3:06.752	1 Lap	
450	2:53.114	1'24.935	406	2:55.704	1'43.257	760	2:54.720	2'07.714	771	2:55.778	2'27.028	350	2:54.786	1 Lap	
343	2:55.994	1'27.544	773	2:58.894	1'44.285	333	2:52.689	2'08.648	416	2:57.153	2'34.506	493	3:04.000	1 Lap	
773	2:58.179	1'28.703	470	2:55.607	1'51.638	447	2:54.213	2'10.862	409	5:39.586	1 Lap	108	2:43.003	13.144	
744	2:53.510	1'29.191	351	2:54.461	1'55.165	347	2:57.619	2'12.854	493	2:57.224	2'35.423	131	2:43.483	19.556	
411	2:53.811	1'30.067	760	2:57.135	1'56.126	771	2:55.757	2'13.909	330	3:05.822	2'38.599	501	4:21.873	2 Laps	
114	2:45.874	1'30.689	513	3:28.715	1 Lap	330	2:58.125	2'15.436	412	3:07.004	2'41.115	138	2:51.673	22.406	
406	2:54.087	1'30.865	347	2:55.083	1'58.367	412	2:55.228	2'16.770	350	2:54.847	2'42.405	430	3:00.103	1 Lap	
470	2:56.349	1'39.343	333	2:55.050	1'59.091	416	2:56.668	2'20.012	<b>Lap 10</b>						
760	2:55.440	1'42.303	447	2:55.033	1'59.781	493	2:55.512	2'20.858							
351	2:54.120	1'44.016	330	2:54.958	2'00.443	350	2:56.238	2'30.217	106	2:42.672					
347	2:57.273	1'46.596	771	2:55.055	2'01.284	426	3:00.277	2'33.333	117	2:42.254	5.339				
333	2:55.400	1'47.353	412	2:55.547	2'04.674	430	3:00.222	2'33.853	430	2:59.803	1 Lap				
447	2:56.087	1'48.060	416	2:57.762	2'06.476	<b>Lap 9</b>				108	2:43.038	13.939			
330	2:58.028	1'48.797	493	2:57.797	2'08.478					138	2:42.833	14.531			
771	2:56.758	1'49.541	426	3:00.903	2'16.188	106	2:42.659		426	3:07.861	1 Lap				
409	2:58.016	1'51.957	430	3:00.633	2'16.763	513	3:27.692	2 Laps	131	2:43.091	19.871				
416	2:57.513	1'52.026	350	2:56.760	2'17.111	117	2:42.419	5.757	193	2:46.201	38.032				
412	2:56.325	1'52.439	409	3:12.196	2'20.841	108	2:44.010	13.573	424	3:03.252	1 Lap				
493	2:56.633	1'53.993	424	3:02.627	2'40.856	138	2:44.256	14.370	309	3:01.040	1 Lap				
426	3:01.005	1'58.597	<b>Lap 8</b>				424	3:03.535	1 Lap	496	3:02.076	1 Lap			
430	2:59.195	1'59.442					106	2:43.132		131	2:45.212	19.452	103	2:56.407	49.973
350	2:56.106	2'03.663	309	3:01.555	1 Lap	309	3:02.854	1 Lap	202	2:48.204	54.874				
424	3:01.798	2'21.541	496	3:03.018	1 Lap	496	3:03.322	1 Lap	229	3:15.864	1 Lap				
496	3:01.452	2'25.743	117	2:43.052	5.997	229	3:05.582	1 Lap	349	3:06.390	1 Lap				
309	3:04.008	2'26.519	229	3:04.936	1 Lap	193	2:44.282	34.503	423	3:13.476	1 Lap				
229	3:02.086	2'29.042	108	2:42.911	12.222	103	2:45.769	36.238	503	3:12.909	1 Lap				
<b>Lap 7</b>				138	2:41.701	12.773	202	2:49.534	49.342	533	3:13.829	1 Lap			
				106	2:43.312		423	3:03.850	1 Lap	577	3:15.778	1 Lap			
503	3:06.678	1 Lap	131	2:44.528	16.899	503	3:07.990	1 Lap	306	2:52.889	1'41.040				
117	2:45.304	6.077	503	3:10.386	1 Lap	349	3:07.893	1 Lap	505	3:10.007	1 Lap				
349	3:06.972	1 Lap	423	3:06.774	1 Lap	533	3:07.522	1 Lap	114	2:48.200	1'48.290				
423	3:04.421	1 Lap	193	2:46.475	32.880	577	3:07.854	1 Lap	334	2:51.208	1'49.985				
108	2:44.466	12.443	103	2:50.074	33.128	505	3:09.689	1 Lap	321	2:53.442	1'51.559				
138	2:45.735	14.204	349	3:08.956	1 Lap	520	3:09.881	1 Lap	502	3:16.504	1 Lap				
533	3:09.256	1 Lap	533	3:09.055	1 Lap	502	3:10.091	1 Lap	513	4:42.237	2 Laps				
577	3:08.772	1 Lap	577	3:10.469	1 Lap	258	3:00.135	1'22.448	303	3:00.261	2'03.513				
131	2:44.249	15.503	202	2:50.493	42.467	215	3:03.061	1'25.920	450	2:52.566	2'03.865				
505	3:10.791	1 Lap	505	3:09.952	1 Lap	501	3:16.586	1 Lap	343	2:53.178	2'11.051				
501	3:09.758	1 Lap	501	3:09.823	1 Lap	306	2:52.019	1'30.823	520	3:33.662	1 Lap				
103	2:47.214	26.186	520	3:07.648	1 Lap	321	2:50.786	1'40.789	406	2:54.452	2'16.642				
502	3:10.527	1 Lap	502	3:09.668	1 Lap	334	2:50.815	1'41.449	411	3:01.907	2'23.020				
520	3:12.016	1 Lap	258	2:49.335	1'04.972	114	2:47.402	1'42.762	773	2:55.751	2'24.659				
193	2:45.390	29.537	215	2:49.048	1'05.518	303	2:52.970	1'45.924	744	3:07.769	2'28.290				
202	2:46.878	35.106	306	2:51.786	1'21.463	450	2:52.581	1'53.971	537	3:15.237	2 Laps				
258	2:49.248	58.769	537	3:05.914	2 Laps	537	3:08.206	2 Laps	470	2:56.986	2'31.204				
215	2:49.543	59.602	321	2:51.047	1'32.662	343	2:53.913	2'00.545	760	2:55.216	2'32.758				
537	3:07.084	2 Laps	334	2:50.663	1'33.293	744	2:53.886	2'03.193	333	2:58.190	2'33.153				
306	2:52.146	1'12.809	303	2:51.920	1'35.613	411	2:53.912	2'03.785	447	2:53.942	2'33.327				
321	2:53.243	1'24.747	114	2:45.916	1'38.019	406	2:53.769	2'04.862	<b>Lap 12</b>						
			450	2:52.784	1'44.049	426	12:59.632	4 Laps							






**SUPERCAR CHALLENGE**  
**SPA RACING FESTIVAL**  
**RACE 2**

Analysis by lap

Lapped

Nr	Lap Time	Gap	Nr	Lap Time	Gap	Nr	Lap Time	Gap	Nr	Lap Time	Gap	Nr	Lap Time	Gap
303	4:14.335	1 Lap	771	2:54.472	1 Lap	138	2:41.962	54.841	350	2:57.478	1 Lap	496	3:02.651	1 Lap
193	2:55.316	50.588	412	2:56.167	1 Lap	409	3:01.043	2 Laps	426	2:57.645	1 Lap	334	2:46.773	2'36.696
533	4:41.987	2 Laps	520	3:07.091	2 Laps	416	3:07.642	1 Lap	202	2:45.862	1'31.658	303	2:50.818	2'41.421
503	5:00.242	2 Laps	347	2:56.729	1 Lap	537	3:05.526	3 Laps	309	2:59.340	1 Lap			
411	4:10.508	1 Lap	447	4:37.022	1 Lap	493	3:02.281	1 Lap	258	2:44.491	1'58.174	<b>Lap 17</b>		
309	3:06.867	1 Lap	117	4:35.968	1'57.922	193	2:53.783	1'04.369	430	3:08.802	1 Lap	131	2:41.983	
496	3:09.985	1 Lap	416	4:20.922	1 Lap	350	4:45.469	1 Lap	496	3:02.987	1 Lap	349	2:56.648	2 Laps
424	3:12.024	1 Lap	537	3:03.673	3 Laps	426	2:57.768	1 Lap	215	2:51.555	2'19.526	423	3:01.652	2 Laps
351	2:51.253	1 Lap	409	2:59.667	2 Laps	202	2:46.661	1'31.768	334	2:47.616	2'34.130	108	2:44.602	26.803
744	4:36.105	1 Lap	493	3:01.660	1 Lap	309	3:00.351	1 Lap	303	2:52.715	2'34.810	306	2:53.038	1 Lap
520	4:53.144	2 Laps	103	2:44.577	2'17.306	430	3:09.570	1 Lap				411	2:54.542	1 Lap
330	2:56.158	1 Lap	193	4:17.814	2'18.788	496	3:04.807	1 Lap	<b>Lap 16</b>			229	3:01.979	2 Laps
333	4:35.198	1 Lap	138	2:39.992	2'21.081	258	2:43.136	1'59.655	131	2:44.207		343	2:52.911	1 Lap
771	4:17.903	1 Lap	426	2:58.227	1 Lap	215	2:51.943	2'13.943	423	3:02.744	2 Laps	321	2:50.552	1 Lap
412	2:55.249	1 Lap	430	4:46.794	1 Lap	303	2:52.219	2'28.067	349	2:57.370	2 Laps	424	3:05.636	2 Laps
347	4:25.092	1 Lap	309	4:15.631	1 Lap	334	2:48.272	2'32.486	229	2:59.746	2 Laps	351	2:50.112	1 Lap
537	4:48.180	3 Laps	202	2:45.570	2'53.309	423	3:02.669	1 Lap	424	3:04.357	2 Laps	117	2:44.438	48.366
409	3:01.287	2 Laps	496	4:26.320	1 Lap	424	3:05.217	1 Lap	411	2:53.716	1 Lap	138	2:41.304	48.470
493	4:28.428	1 Lap	258	2:44.073	3'24.721	349	3:00.227	1 Lap	306	2:51.377	1 Lap	744	2:50.417	1 Lap
114	2:55.493	2'02.607	215	2:52.747	3'30.202	229	3:03.187	1 Lap	343	2:51.813	1 Lap	406	2:54.354	1 Lap
426	2:55.886	1 Lap	423	3:01.648	1 Lap				108	2:43.178	24.184	760	2:54.456	1 Lap
103	2:42.943	2'22.343	424	5:05.725	1 Lap	<b>Lap 15</b>			321	2:51.822	1 Lap	333	2:50.124	1 Lap
138	4:51.826	2'30.703	303	2:51.857	3'44.050	131	2:45.972		351	2:50.441	1 Lap	103	2:44.711	56.539
			229	3:03.277	1 Lap	411	2:55.083	1 Lap	406	2:54.454	1 Lap	470	2:53.784	1 Lap
			349	3:00.274	1 Lap	306	2:51.297	1 Lap	760	2:55.544	1 Lap	773	2:56.744	1 Lap
			334	2:48.179	3'52.416	343	2:54.073	1 Lap	744	2:51.432	1 Lap	771	2:52.463	1 Lap
			513	3:18.794	2 Laps	321	2:55.834	1 Lap	470	2:56.035	1 Lap	533	3:05.873	2 Laps
			411	2:54.339	4'05.102	533	3:05.857	2 Laps	117	2:50.377	45.911	347	2:52.797	1 Lap
						108	2:47.309	25.213	533	3:06.802	2 Laps	577	3:05.459	2 Laps
						577	3:10.128	2 Laps	333	2:54.559	1 Lap	412	2:55.797	1 Lap
						351	2:54.456	1 Lap	138	2:42.516	49.149	501	3:07.500	2 Laps
						501	3:07.901	2 Laps	773	3:00.521	1 Lap	503	3:03.017	2 Laps
						760	2:56.810	1 Lap	577	3:09.388	2 Laps	502	3:06.510	2 Laps
						406	2:56.520	1 Lap	501	3:08.757	2 Laps	193	2:53.276	1'26.926
						513	3:22.553	3 Laps	103	2:45.949	53.811	447	2:56.794	1 Lap
						773	2:58.615	1 Lap	771	2:57.212	1 Lap	450	3:00.421	1 Lap
						744	2:52.556	1 Lap	503	3:09.324	2 Laps	505	3:09.293	2 Laps
						470	2:58.835	1 Lap	502	3:10.170	2 Laps	202	2:49.092	1'42.808
						502	3:09.640	2 Laps	412	2:57.060	1 Lap	350	2:55.734	1 Lap
						503	3:06.632	2 Laps	347	2:54.828	1 Lap	513	3:23.517	3 Laps
						333	2:50.731	1 Lap	505	3:11.252	2 Laps	409	3:03.200	2 Laps
						117	2:49.296	39.741	450	3:02.121	1 Lap	426	3:00.545	1 Lap
						771	2:53.954	1 Lap	447	2:55.907	1 Lap	493	3:02.229	1 Lap
						505	3:13.323	2 Laps	513	3:26.296	3 Laps	258	2:43.049	1'57.838
						412	2:58.689	1 Lap	193	2:50.193	1'15.633	520	3:07.396	2 Laps
						347	2:53.877	1 Lap	416	3:02.223	1 Lap	416	3:10.043	1 Lap
						138	2:41.971	50.840	409	3:06.252	2 Laps	537	3:03.481	3 Laps
						103	2:44.432	52.069	350	2:56.606	1 Lap	309	2:59.496	1 Lap
						450	3:04.750	1 Lap	202	2:48.248	1'35.699	215	2:51.913	2'39.668
						330	3:07.696	1 Lap	520	3:07.586	2 Laps			
						447	2:59.641	1 Lap	493	3:01.773	1 Lap	<b>Lap 18</b>		
						193	2:51.250	1'09.647	426	2:58.209	1 Lap	131	2:42.012	
						409	2:59.267	2 Laps	537	3:03.651	3 Laps	334	2:48.316	1 Lap
						520	3:05.946	2 Laps	258	2:42.805	1'56.772	303	2:52.850	1 Lap
						416	3:01.175	1 Lap	309	2:59.796	1 Lap	430	3:05.477	2 Laps
						493	3:00.957	1 Lap	215	2:54.419	2'29.738	496	3:03.200	2 Laps
						537	3:05.578	3 Laps	430	3:06.214	1 Lap			




**SUPERCAR CHALLENGE**  
**SPA RACING FESTIVAL**  
**RACE 2**

Analysis by lap

Lapped


Nr	Lap Time	Gap	Nr	Lap Time	Gap	Nr	Lap Time	Gap	Nr	Lap Time	Gap	Nr	Lap Time	Gap	
108	2:42.650	27.441	351	2:49.121	1 Lap	229	3:00.170	2 Laps	350	2:51.473	1 Lap	577	3:04.449	3 Laps	
306	2:51.964	1 Lap	744	2:49.504	1 Lap	347	2:49.577	1 Lap	533	3:03.375	2 Laps	426	2:57.519	2 Laps	
349	2:57.655	2 Laps	103	2:47.487	45.899	193	2:46.284	1'17.240	503	3:03.724	2 Laps	334	2:47.847	1 Lap	
411	2:53.611	1 Lap	423	3:02.865	2 Laps	424	3:04.218	2 Laps	577	3:07.246	2 Laps	493	3:00.078	2 Laps	
343	2:53.087	1 Lap	333	2:49.977	1 Lap	412	2:54.076	1 Lap	501	3:07.091	2 Laps	501	3:08.343	3 Laps	
321	2:52.241	1 Lap	760	2:53.023	1 Lap	202	2:44.754	1'28.116	426	2:56.606	1 Lap	502	3:04.976	3 Laps	
138	2:40.202	46.660	229	3:02.703	2 Laps	258	2:41.773	1'32.108	502	3:06.126	2 Laps	117	2:41.471	24.636	
423	3:02.374	2 Laps	406	2:53.878	1 Lap	447	2:54.394	1 Lap	493	2:57.854	1 Lap	215	2:54.348	1 Lap	
117	2:43.619	49.973	470	2:53.520	1 Lap	450	2:55.619	1 Lap				303	2:52.484	1 Lap	
351	2:52.705	1 Lap	771	2:50.358	1 Lap	533	3:06.170	2 Laps	<b>Lap 22</b>						
229	3:03.562	2 Laps	424	3:06.696	2 Laps	577	3:05.237	2 Laps	108	2:41.082		773	2:58.821	2 Laps	
744	2:49.553	1 Lap	347	2:49.702	1 Lap	350	2:54.719	1 Lap	334	2:47.447	1 Lap	505	3:08.187	3 Laps	
103	2:45.137	59.664	412	2:54.459	1 Lap	503	3:02.398	2 Laps	131	2:41.099	3.602	520	3:02.965	3 Laps	
424	3:04.735	2 Laps	193	2:47.885	1'20.987	501	3:06.748	2 Laps	138	2:38.023	6.880	309	2:58.500	2 Laps	
760	2:52.767	1 Lap	447	2:53.489	1 Lap	502	3:06.606	2 Laps	505	3:07.510	3 Laps	321	2:47.665	1 Lap	
333	2:50.251	1 Lap	202	2:47.170	1'33.393	426	2:58.189	1 Lap	215	2:51.615	1 Lap	103	2:45.008	1'01.519	
406	2:55.402	1 Lap	773	3:18.715	1 Lap	493	2:59.097	1 Lap	537	3:02.084	4 Laps	744	2:44.725	1 Lap	
470	2:53.963	1 Lap	533	3:04.622	2 Laps	505	3:08.064	2 Laps	520	3:01.726	3 Laps	351	2:48.475	1 Lap	
771	2:50.993	1 Lap	258	2:43.127	1'40.366	334	2:48.964	2'36.637	773	2:55.594	2 Laps	343	2:51.182	1 Lap	
347	2:49.695	1 Lap	577	3:05.839	2 Laps	537	3:02.485	3 Laps	117	2:40.979	24.482	411	2:52.340	1 Lap	
773	2:57.865	1 Lap	450	2:57.601	1 Lap	520	3:02.991	2 Laps	303	2:52.510	1 Lap	760	2:53.080	1 Lap	
412	2:54.216	1 Lap	503	3:04.490	2 Laps				309	2:58.953	2 Laps	349	2:55.524	2 Laps	
193	2:49.440	1'34.354	501	3:07.315	2 Laps	<b>Lap 21</b>				321	2:47.444	1 Lap	771	2:53.835	1 Lap
533	3:04.839	2 Laps	350	2:53.124	1 Lap	108	2:41.276		343	2:50.413	1 Lap	496	2:59.036	2 Laps	
577	3:05.348	2 Laps	502	3:06.782	2 Laps	131	2:41.321	3.585	103	2:49.171	57.828	347	2:49.753	1 Lap	
447	2:55.105	1 Lap	426	2:57.811	1 Lap	215	2:56.113	1 Lap	744	2:49.317	1 Lap	202	2:45.221	1'38.729	
501	3:06.691	2 Laps	505	3:07.564	2 Laps	773	4:01.195	2 Laps	351	2:50.542	1 Lap	193	2:50.564	1'39.791	
503	3:03.647	2 Laps	493	2:59.027	1 Lap	138	2:38.737	9.939	411	2:54.992	1 Lap	258	2:46.105	1'39.993	
450	2:59.484	1 Lap	537	3:02.488	3 Laps	303	2:52.548	1 Lap	496	3:02.827	2 Laps	430	3:05.360	2 Laps	
202	2:46.679	1'47.475	520	3:04.944	2 Laps	309	3:00.215	2 Laps	306	3:04.887	1 Lap	306	3:07.141	1 Lap	
502	3:07.149	2 Laps	334	2:49.174	2'37.704	117	2:41.479	24.585	349	2:57.877	2 Laps	470	2:52.291	1 Lap	
258	2:42.665	1'58.491	215	2:51.595	2'41.503	513	3:20.428	4 Laps	430	3:03.834	2 Laps	406	2:55.601	1 Lap	
350	2:53.875	1 Lap	309	3:02.385	1 Lap	321	2:50.288	1 Lap	760	2:51.347	1 Lap	333	2:47.430	1 Lap	
505	3:08.219	2 Laps	<b>Lap 20</b>				343	2:53.187	1 Lap	771	2:47.175	1 Lap	423	3:00.295	2 Laps
426	2:57.629	1 Lap	108	2:41.484		411	2:55.637	1 Lap	513	3:21.264	4 Laps	229	2:57.663	2 Laps	
493	2:59.819	1 Lap	303	2:52.409	1 Lap	351	2:51.206	1 Lap	347	2:48.947	1 Lap	513	3:18.623	4 Laps	
520	3:04.193	2 Laps	131	2:53.571	3.540	103	2:49.381	49.739	406	2:55.392	1 Lap	412	2:52.971	1 Lap	
537	3:03.980	3 Laps	513	3:20.814	4 Laps	744	2:48.833	1 Lap	193	2:47.171	1'30.544	447	2:50.404	1 Lap	
513	3:22.166	3 Laps	138	2:37.921	12.478	306	3:04.375	1 Lap	470	2:53.383	1 Lap	450	2:51.547	1 Lap	
309	3:03.020	1 Lap	117	2:42.028	24.382	496	3:07.863	2 Laps	202	2:44.545	1'34.825	350	2:51.364	1 Lap	
334	2:48.765	2'49.782	496	3:01.120	2 Laps	430	3:05.247	2 Laps	258	2:42.952	1'35.205	424	3:05.887	2 Laps	
215	2:53.504	2'51.160	306	2:51.566	1 Lap	349	2:56.110	2 Laps	423	3:00.108	2 Laps	533	3:02.248	2 Laps	
416	3:37.268	1 Lap	430	3:04.288	2 Laps	760	2:51.650	1 Lap	333	2:49.796	1 Lap	503	3:01.618	2 Laps	
<b>Lap 19</b>				411	2:52.323	1 Lap	771	2:50.094	1 Lap	229	2:58.565	2 Laps			
131	3:01.252		343	2:49.775	1 Lap	406	2:54.537	1 Lap	412	2:53.329	1 Lap				
303	2:51.139	1 Lap	321	2:49.655	1 Lap	347	2:50.734	1 Lap	447	2:53.717	1 Lap				
108	2:42.358	8.547	351	2:49.177	1 Lap	423	3:01.537	2 Laps	424	3:05.164	2 Laps				
430	3:03.849	2 Laps	103	2:45.766	41.634	470	2:55.496	1 Lap	450	2:51.882	1 Lap				
496	3:02.850	2 Laps	744	2:47.896	1 Lap	193	2:48.491	1'24.455	350	2:50.919	1 Lap				
138	2:39.180	24.588	349	2:58.729	2 Laps	229	3:00.353	2 Laps	533	3:02.291	2 Laps				
306	2:50.741	1 Lap	333	2:49.345	1 Lap	202	2:44.522	1'31.362	503	3:01.022	2 Laps				
411	2:53.326	1 Lap	760	2:51.770	1 Lap	333	3:21.871	1 Lap							
117	2:43.664	32.385	423	3:01.015	2 Laps	258	2:42.503	1'33.335	<b>Lap 23</b>						
349	2:58.086	2 Laps	406	2:54.803	1 Lap	412	2:55.209	1 Lap	108	2:41.317					
343	2:51.815	1 Lap	771	2:49.100	1 Lap	424	3:04.763	2 Laps	131	2:40.433	2.718				
321	2:51.530	1 Lap	470	2:54.183	1 Lap	447	2:51.847	1 Lap	138	2:37.416	2.979				
						450	2:54.001	1 Lap							



**SUPERCAR CHALLENGE**  
**SPA RACING FESTIVAL**  
**RACE 2**

**Analysis**

Personal Best							Session Best							B Crossing the finish line in pit lane									
Lap	D	Time	Sector 1	Sector 2	Sector 3	Kph	Elapsed	Lap	D	Time	Sector 1	Sector 2	Sector 3	Kph	Elapsed	Lap	D	Time	Sector 1	Sector 2	Sector 3	Kph	Elapsed
<b>103</b>	<b>Volvo Reede Racing by DayTec</b> 1. Henry ZUMBRINK						Volvo S60 V8 SGT						13	1	2:49.818	B	44.513	1:17.214	48.091	148.5	35:46.555		
1	1	2:55.131	49.959	1:21.520	43.652	144.0	2:55.131	14	1	4:17.323	2:17.863	1:18.180	41.280	98.0	40:03.878								
2	1	2:46.909	44.557	1:20.084	42.268	151.1	5:42.040	15	1	2:47.309	44.992	1:19.485	42.832	150.7	42:51.187								
3	1	2:45.795	44.411	1:19.235	42.149	152.1	8:27.835	16	1	2:43.178	44.506	1:17.437	41.235	154.5	45:34.365								
4	1	2:45.972	44.094	1:19.577	42.301	151.9	11:13.807	17	1	2:44.602	44.672	1:17.804	42.126	153.2	48:18.967								
5	1	2:45.958	44.656	1:18.893	42.409	151.9	13:59.765	18	1	2:42.650	44.057	1:17.269	41.324	155.0	51:01.617								
6	1	2:45.603	44.308	1:19.203	42.092	152.3	16:45.368	19	1	2:42.358	44.239	1:16.901	41.218	155.3	53:43.975								
7	1	2:47.214	44.556	1:19.157	43.501	150.8	19:32.582	20	1	2:41.484	43.507	1:16.798	41.179	156.1	56:25.459								
8	1	2:50.074	44.763	1:21.113	44.198	148.3	22:22.656	21	1	2:41.276	43.694	1:17.219	40.363	156.3	59:06.735								
9	1	2:45.769	45.627	1:18.408	41.734	152.1	25:08.425	22	1	2:41.082	43.471	1:16.727	40.884	156.5	1:01:47.817								
10	1	2:56.407	B	44.631	1:18.609	53.167	142.9	28:04.832	23	1	2:41.317	43.785	1:16.981	40.551	156.3	1:04:29.134							
11	1	4:16.754	2:17.219	1:17.493	42.042	98.2	32:21.586																
12	1	2:42.943	43.871	1:17.524	41.548	154.7	35:04.529																
13	1	2:44.577	43.737	1:17.827	43.013	153.2	37:49.106																
14	1	2:44.505	44.340	1:18.463	41.702	153.3	40:33.611																
15	1	2:44.432	43.966	1:18.233	42.233	153.3	43:18.043																
16	1	2:45.949	44.169	1:19.291	42.489	151.9	46:03.992																
17	1	2:44.711	44.443	1:18.265	42.003	153.1	48:48.703																
18	1	2:45.137	44.154	1:19.419	41.564	152.7	51:33.840																
19	1	2:47.487	45.844	1:18.942	42.701	150.5	54:21.327																
20	1	2:45.766	44.447	1:19.137	42.182	152.1	57:07.093																
21	1	2:49.381	44.942	1:19.793	44.646	148.9	59:56.474																
22	1	2:49.171	46.948	1:19.892	42.331	149.0	1:02:45.645																
23	1	2:45.008	44.385	1:18.554	42.069	152.8	1:05:30.653																
<b>106</b>	<b>Day-V-Tec</b> 1. Kelvin SNOEKES						Volvo S60 V8 SGT						1	1	2:54.123	49.330	1:21.026	43.767	144.8	2:54.123			
2	1	2:44.394	44.082	1:17.840	42.472	153.4	5:30.111	2	1	2:46.232	45.025	1:18.975	42.232	151.7	5:40.355								
3	1	2:44.764	44.287	1:17.971	42.506	153.0	8:14.875	3	1	2:45.146	44.338	1:18.670	42.138	152.7	8:25.501								
4	1	2:42.898	44.397	1:16.911	41.590	154.8	10:57.773	4	1	2:54.205	B	44.912	1:19.998	49.295	144.7	11:19.706							
5	1	2:42.786	43.621	1:17.202	41.963	154.9	13:40.559	5	1	3:48.193	1:43.764	1:21.441	42.988	110.5	15:07.899								
6	1	2:42.525	43.898	1:16.597	42.030	155.1	16:23.084	6	1	2:45.874	44.491	1:18.637	42.746	152.0	17:53.773								
7	1	2:43.312	43.863	1:17.417	42.032	154.4	19:06.396	7	1	2:47.858	45.521	1:19.955	42.382	150.2	20:41.631								
8	1	2:43.132	43.799	1:17.319	42.014	154.6	21:49.528	8	1	2:45.916	44.849	1:18.398	42.669	152.0	23:27.547								
9	1	2:42.659	43.893	1:16.783	41.983	155.0	24:32.187	9	1	2:47.402	44.807	1:20.402	42.193	150.6	26:14.949								
10	1	2:42.672	43.794	1:17.201	41.677	155.0	27:14.859	10	1	2:48.200	45.306	1:19.933	42.961	149.9	29:03.149								
11	1	2:43.798	44.480	1:17.218	42.100	153.9	29:58.657	11	1	2:46.151	44.976	1:18.529	42.646	151.8	31:49.300								
12	1	2:43.529	43.695	1:17.442	42.392	154.2	32:42.186	12	1	2:55.493	B	44.655	1:19.174	51.664	143.7	34:44.793							
13	1	2:49.614	B	43.768	1:17.351	48.495	148.7	35:31.800															
<b>108</b>	<b>Martino Rosso Racing</b> 1. Martin LANTING 2. Bob HERBER						Ferrari GT2 458 SGT						1	1	2:50.265	47.147	1:20.059	43.059	148.1	2:50.265			
2	1	2:46.346	44.895	1:19.029	42.422	151.6	5:36.775	2	1	2:46.159	44.604	1:19.008	42.547	151.7	5:36.424								
3	1	2:44.576	44.572	1:18.274	41.730	153.2	8:21.351	3	1	2:44.095	44.415	1:18.190	41.490	153.7	8:20.519								
4	1	2:44.119	44.607	1:17.654	41.858	153.6	11:05.470	4	1	2:43.172	44.076	1:17.614	41.482	154.5	11:03.691								
5	1	2:44.666	44.450	1:18.852	41.364	153.1	13:50.136	5	1	2:42.663	43.907	1:17.444	41.312	155.0	13:46.354								
6	1	2:44.237	44.638	1:17.952	41.647	153.5	16:34.373	6	1	2:40.815	43.519	1:16.456	40.840	156.8	16:27.169								
7	1	2:44.466	44.434	1:18.456	41.576	153.3	19:18.839	7	1	2:45.304	44.866	1:18.297	42.141	152.5	19:12.473								
8	1	2:42.911	44.669	1:17.028	41.214	154.8	22:01.750	8	1	2:43.052	43.794	1:17.753	41.505	154.6	21:55.525								
9	1	2:44.010	44.211	1:17.997	41.802	153.7	24:45.760	9	1	2:42.419	44.003	1:17.188	41.228	155.2	24:37.944								
10	1	2:43.038	44.203	1:17.754	41.081	154.7	27:28.798	10	1	2:42.254	43.873	1:16.962	41.419	155.4	27:20.198								
11	1	2:43.003	43.991	1:17.828	41.184	154.7	30:11.801	11	1	2:42.159	43.970	1:16.729	41.460	155.5	30:02.357								
12	1	2:44.936	45.037	1:18.078	41.821	152.9	32:56.737	12	1	2:51.397	B	43.856	1:16.368	51.173	147.1	32:53.754							
								13	1	4:35.968	2:33.227	1:20.080	42.661	91.4	37:29.722								
								14	1	2:46.697	44.715	1:20.173	41.809	151.3	40:16.419								
								15	1	2:49.296	47.237	1:19.291	42.768	148.9	43:05.715								
								16	1	2:50.377	47.719	1:19.358	43.300	148.0	45:56.092								
								17	1	2:44.438	44.490	1:18.547	41.401	153.3	48:40.530								
								18	1	2:43.619	44.201	1:17.884	41.534	154.1	51:24.149								
								19	1	2:43.664	44.291	1:18.366	41.007	154.1	54:07.813								
								20	1	2:42.028	43.526	1:17.479	41.023	155.6	56:49.841								
								21	1	2:41.479	43.646	1:17.046	40.787	156.1	59:31.320								
								22	1	2:40.979	43.373	1:17.003	40.603	156.6	1:02:12.299								
								23	1	2:41.471	44.312	1:16.811	40.348	156.2	1:04:53.770								
<b>114</b>	<b>Racingteam Venray</b> 1. Barry MAESSEN						Vicora V8 SGT						1	1	2:52.265	47.147	1:20.059	43.059	148.1	2:52.265			
2	1	2:46.159	44.604	1:19.008	42.547	151.7	5:36.424	2	1	2:46.159	44.604	1:19.008	42.547	151.7	5:36.424								
3	1	2:44.095	44.415	1:18.190	41.490	153.7	8:20.519	3	1	2:44.095	44.415	1:18.190	41.490	153.7	8:20.519								
4	1	2:43.172	44.076	1:17.614	41.482	154.5	11:03.691	4	1	2:43.172	44.076	1:17.614	41.482	154.5	11:03.691								
5	1	2:42.663	43.907	1:17.444	41.312	155.0	13:46.354	5	1	2:42.663	43.907	1:17.444	41.312	155.0	13:46.354								
6	1	2:40.815	43.519	1:16.456	40.840	156.8	16:27.169	6	1	2:40.815	43.519	1:16.456	40.840	156.8	16:27.169								
7	1	2:45.304	44.866	1:18.297	42.141	152.5	19:12.473	7	1	2:45.304	44.866	1:18.297	42.141	152.5	19:12.473								
8	1	2:43.052	43.794	1:17.753	41.505	154.6	21:55.525	8	1	2:43.052	43.794	1:17.753	41.505	154.6	21:55.525								
9	1	2:42.419	44.003	1:17.188	41.228	155.2	24:37.944	9	1	2:42.419	44.003	1:17.188	41.228	155.2	24:37.944								
10	1	2:42.254	43.873	1:16.962	41.419	155.4	27:20.198	10	1	2:42.254	43.873	1:16.962	41.419	155.4	27:20.198								
11	1	2:42.159	43.970	1:16.729	41.460	155.5	30:02.357	11	1	2:42.159	43.970	1:16.729	41.460	155.5	30:02.357								
12	1	2:51.397	B	43.856	1:16.368	51.173	147.1	32:53.754	12	1	2:51.397	B	43.856	1:16.368	51.173	147.1	32:53.754						
13	1	4:35.968	2:33.227	1:20.080	42.661	91.4	37:29.722	13	1	4:35.968	2:33.227	1:20.080	42.661	91.4	37:29.722								
14	1	2:46.697	44.715	1:20.173	41.809	151.3	40:16.419	14	1	2:46.697	44.715	1:20.173	41.809	151.3	40:16.419								
15	1	2:49.296	47.237	1:19.291	42.768	148.9	43:05.715	15	1	2:49.296	47.237	1:19.291	42.768	148.9	43:05.715								
16	1	2:50.377	47.719	1:19.358	43.300	148.0	45:56.092	16	1	2:50.377	47.719	1:19.358	43.300	148.0	45:56.092								
17	1	2:44.438	44.490	1:18.547	41.401	153.3	48:40.530	17	1	2:44.438	44.490	1:18.547	41.401	153.3	48:40.530								
18	1	2:43.619	44.201	1:17.884	41.534	154.1																	



**SUPERCAR CHALLENGE**  
**SPA RACING FESTIVAL**  
**RACE 2**

**Analysis**

Personal Best Session Best B Crossing the finish line in pit lane

Lap	D	Time	Sector 1	Sector 2	Sector 3	Kph	Elapsed	Lap	D	Time	Sector 1	Sector 2	Sector 3	Kph	Elapsed
2	1	2:46.035	45.021	1:18.515	42.499	151.9	5:39.596	7	1	2:45.390	45.375	1:17.971	42.044	152.5	19:35.933
3	1	2:46.798	45.806	1:18.289	42.703	151.2	8:26.394	8	1	2:46.475	45.025	1:18.357	43.093	151.5	22:22.408
4	1	2:45.307	45.318	1:17.651	42.338	152.5	11:11.701	9	1	<b>2:44.282</b>	44.797	1:18.045	<b>41.440</b>	153.5	25:06.690
5	1	2:43.696	44.136	1:17.564	41.996	154.0	13:55.397	10	1	2:46.201	45.321	1:17.931	42.949	151.7	27:52.891
6	1	2:42.253	43.928	1:16.749	41.576	155.4	16:37.650	11	1	2:44.567	45.041	1:17.976	41.550	153.2	30:37.458
7	1	2:44.249	44.099	1:18.269	41.881	153.5	19:21.899	12	1	2:55.316 B	45.234	1:19.747	50.335	143.8	33:32.774
8	1	2:44.528	44.845	1:18.287	41.396	153.3	22:06.427	13	1	4:17.814	2:11.191	1:21.489	45.134	97.8	37:50.588
9	1	2:45.212	44.636	1:17.967	42.609	152.6	24:51.639	14	1	2:53.783	45.667	1:22.388	45.728	145.1	40:44.371
10	1	2:43.091	44.359	1:17.168	41.564	154.6	27:34.730	15	1	2:51.250	45.866	1:21.346	44.038	147.2	43:35.621
11	1	2:43.483	44.059	1:17.119	42.305	154.2	30:18.213	16	1	2:50.193	45.803	1:20.338	44.052	148.2	46:25.814
12	1	2:50.624 B	44.271	1:18.026	48.327	147.8	33:08.837	17	1	2:53.276	46.918	1:23.017	43.341	145.5	49:19.090
13	1	3:46.109	1:47.788	1:17.224	41.097	111.5	36:54.946	18	1	2:49.440	46.068	1:20.282	43.090	148.8	52:08.530
14	1	2:45.056	46.108	1:17.493	41.455	152.8	39:40.002	19	1	2:47.885	45.164	1:19.992	42.729	150.2	54:56.415
15	1	2:45.972	47.194	1:17.587	41.191	151.9	42:25.974	20	1	2:46.284	45.100	1:18.554	42.630	151.6	57:42.699
16	1	2:44.207	45.460	1:17.721	41.026	153.6	45:10.181	21	1	2:48.491	46.377	1:18.650	43.464	149.6	1:00:31.190
17	1	2:41.983	44.367	1:16.697	40.919	155.7	47:52.164	22	1	2:47.171	<b>44.643</b>	1:19.781	42.747	150.8	1:03:18.361
18	1	2:42.012	44.099	1:16.826	41.087	155.6	50:34.176	23	1	2:50.564	45.212	1:19.071	46.281	147.8	1:06:08.925
19	1	3:01.252 B	44.241	1:16.474	1:00.537	139.1	53:35.428								
20	1	2:53.571	56.019	<b>1:15.740</b>	41.812	145.3	56:28.999								
21	1	2:41.321	43.994	1:15.839	41.488	156.3	59:10.320								
22	1	2:41.099	44.354	1:16.082	40.663	156.5	1:01:51.419								
23	1	<b>2:40.433</b>	<b>43.458</b>	1:16.612	<b>40.363</b>	157.2	1:04:31.852								

**138** **Balfe Motorsport** Ferrari 458 GT3 SGT  
1. Shaun BALFE  
2. Phil KEEN

1	1	2:52.228	48.203	1:21.344	42.681	146.4	2:52.228
2	1	2:45.945	45.052	1:19.059	41.834	151.9	5:38.173
3	1	2:44.813	44.920	1:18.371	41.522	153.0	8:22.986
4	1	2:43.302	44.712	1:17.423	41.167	154.4	11:06.288
5	1	2:45.331	44.695	1:19.391	41.245	152.5	13:51.619
6	1	2:43.246	44.137	1:17.481	41.628	154.5	16:34.865
7	1	2:45.735	44.352	1:20.147	41.236	152.1	19:20.600
8	1	2:41.701	43.891	1:16.771	41.039	155.9	22:02.301
9	1	2:44.256	43.905	1:19.358	40.993	153.5	24:46.557
10	1	2:42.833	44.021	1:17.754	41.058	154.8	27:29.390
11	1	2:51.673 B	43.694	1:18.161	49.818	146.9	30:21.063
12	1	4:51.826	2:53.523	1:16.922	41.381	86.4	35:12.889
13	1	2:39.992	43.416	1:15.692	40.884	157.6	37:52.881
14	1	2:41.962	43.699	1:17.456	40.807	155.7	40:34.843
15	1	2:41.971	43.887	1:16.820	41.264	155.7	43:16.814
16	1	2:42.516	44.610	1:16.494	41.412	155.1	45:59.330
17	1	2:41.304	43.502	1:16.844	40.958	156.3	48:40.634
18	1	2:40.202	43.018	1:16.236	40.948	157.4	51:20.836
19	1	2:39.180	43.116	1:15.628	40.436	158.4	54:00.016
20	1	2:37.921	42.842	<b>1:15.384</b>	39.695	159.7	56:37.937
21	1	2:38.737	43.389	1:15.504	39.844	158.8	59:16.674
22	1	2:38.023	42.979	1:15.725	39.319	159.6	1:01:54.697
23	1	<b>2:37.416</b>	<b>42.409</b>	1:15.888	<b>39.119</b>	160.2	1:04:32.113

**193** **Nova Race GT3** Nissan GT-R GT3 SGT  
1. Philippe STEVENY  
2. Stephane BAILLY


1	1	2:55.913	49.966	1:22.073	43.874	143.3	2:55.913
2	1	2:48.593	45.520	1:20.166	42.907	149.6	5:44.506
3	1	2:47.257	45.679	1:19.197	42.381	150.8	8:31.763
4	1	2:46.560	45.437	1:18.717	42.406	151.4	11:18.323
5	1	2:47.615	45.550	1:18.296	43.769	150.4	14:05.938
6	1	2:44.605	45.451	<b>1:17.570</b>	41.584	153.2	16:50.543

**202** **GT3 Racing** Dodge Viper GT3 GT  
1. Craig WILKENS  
2. Aaron SCOTT

1	1	2:55.108	49.632	1:21.141	44.335	144.0	2:55.108
2	1	2:48.780	46.062	1:19.935	42.783	149.4	5:43.888
3	1	2:47.425	45.572	1:19.259	42.594	150.6	8:31.313
4	1	2:47.313	45.039	1:19.156	43.118	150.7	11:18.626
5	1	2:48.591	45.341	1:20.258	42.992	149.6	14:07.217
6	1	2:47.407	45.447	1:19.532	42.428	150.6	16:54.624
7	1	2:46.878	45.039	1:19.414	42.425	151.1	19:41.502
8	1	2:50.493	46.807	1:21.163	42.523	147.9	22:31.995
9	1	2:49.534	45.430	1:21.502	42.602	148.7	25:21.529
10	1	2:48.204	45.909	1:19.600	42.695	149.9	28:09.733
11	1	2:56.156 B	45.445	1:19.712	50.999	143.1	31:05.889
12	1	4:33.650	2:32.638	1:18.986	42.026	92.1	35:39.539
13	1	2:45.570	44.721	1:18.725	42.124	152.3	38:25.109
14	1	2:46.661	44.718	1:19.735	42.208	151.3	41:11.770
15	1	2:45.862	44.584	1:19.061	42.217	152.0	43:57.632
16	1	2:48.248	44.579	1:20.561	43.108	149.9	46:45.880
17	1	2:49.092	47.225	1:19.678	42.189	149.1	49:34.972
18	1	2:46.679	45.459	1:18.911	42.309	151.3	52:21.651
19	1	2:47.170	45.751	1:19.129	42.290	150.8	55:08.821
20	1	2:44.754	44.123	1:18.831	41.800	153.0	57:53.575
21	1	<b>2:44.522</b>	<b>43.939</b>	1:19.020	<b>41.563</b>	153.3	1:00:38.097
22	1	2:44.545	44.182	<b>1:18.719</b>	41.644	153.2	1:03:22.642
23	1	2:45.221	44.045	1:18.889	42.287	152.6	1:06:07.863

**215** **Radical Benelux** Radical RXC 2.7 V8 GT  
1. Henk THUIS

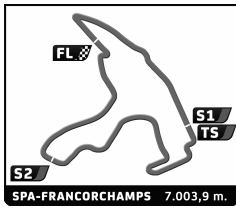
1	1	2:59.058	51.970	1:22.374	44.714	140.8	2:59.058
2	1	2:53.666	49.289	1:20.611	43.766	145.2	5:52.724
3	1	2:51.720	47.545	1:19.856	44.319	146.8	8:44.444
4	1	2:50.986	47.455	1:19.451	44.080	147.5	11:35.430
5	1	2:51.831	46.928	1:20.647	44.256	146.7	14:27.261
6	1	2:49.194	<b>46.094</b>	1:19.838	43.262	149.0	17:16.455
7	1	2:49.543	46.402	1:19.731	43.410	148.7	20:05.998
8	1	<b>2:49.048</b>	46.577	1:19.401	<b>43.070</b>	149.2	22:55.046
9	1	3:03.061 B	46.323	1:22.865	53.873	137.7	25:58.107
10	1	4:28.379	2:26.704	<b>1:18.465</b>	43.210	93.9	30:26.486
11	1	2:52.456	46.801	1:22.564	43.091	146.2	33:18.942



**SUPERCAR CHALLENGE  
SPA RACING FESTIVAL  
RACE 2**

**Analysis**

Personal Best							Session Best							B Crossing the finish line in pit lane									
Lap	D	Time	Sector 1	Sector 2	Sector 3	Kph	Elapsed	Lap	D	Time	Sector 1	Sector 2	Sector 3	Kph	Elapsed	Lap	D	Time	Sector 1	Sector 2	Sector 3	Kph	Elapsed
<b>229</b> GT3 Racing Lingewaal Porsche GT3 RS 1. Jack ROZENDAAL GT																							
1	1	3:22.371	1:02.038	1:30.786	49.547	124.6	3:22.371																
2	1	3:08.718	50.701	1:30.207	47.810	133.6	6:31.089																
3	1	3:07.899	50.162	1:29.278	48.459	134.2	9:38.988																
4	1	3:05.055	49.827	1:27.380	47.848	136.3	12:44.043																
5	1	3:05.997	50.357	1:28.305	47.335	135.6	15:50.040																
6	1	3:02.086	48.713	1:26.939	46.434	138.5	18:52.126																
7	1	3:04.936	48.915	1:28.311	47.710	136.3	21:57.062																
8	1	3:05.582	50.185	1:28.220	47.177	135.9	25:02.644																
9	1	3:15.864 B	50.071	1:28.273	57.520	128.7	28:18.508																
10	1	4:54.095	2:37.092	1:29.735	47.268	85.7	33:12.603																
11	1	3:04.489	48.979	1:28.194	47.316	136.7	36:17.092																
12	1	3:03.277	49.151	1:27.482	46.644	137.6	39:20.369																
13	1	3:03.187	48.826	1:27.979	46.382	137.6	42:23.556																
14	1	2:59.746	48.331	1:25.457	45.958	140.3	45:23.302																
15	1	3:01.979	48.131	1:27.425	46.423	138.6	48:25.281																
16	1	3:03.562	48.558	1:27.664	47.340	137.4	51:28.843																
17	1	3:02.703	48.479	1:26.973	47.251	138.0	54:31.546																
18	1	3:00.170	47.839	1:26.148	46.183	139.9	57:31.716																
19	1	3:00.353	48.632	1:25.157	46.564	139.8	1:00:32.069																
20	1	2:58.565	47.483	1:25.120	45.962	141.2	1:03:30.634																
21	1	2:57.663	47.503	1:24.122	46.038	141.9	1:06:28.297																
<b>303</b> Van Berlo Racing Porsche 997 Cup 1. Marcel VAN BERLO GTB																							
1	1	3:05.976	54.834	1:25.021	46.121	135.6	3:05.976																
2	1	2:57.707	48.901	1:23.347	45.459	141.9	6:03.683																
3	1	2:56.461	48.423	1:23.236	44.802	142.9	9:00.144																
4	1	2:53.351	47.436	1:21.480	44.435	145.5	11:53.495																
5	1	2:52.674	47.096	1:21.270	44.308	146.0	14:46.169																
6	1	2:52.715	47.231	1:21.380	44.104	146.0	17:38.884																
7	1	2:54.337	47.620	1:21.666	45.051	144.6	20:33.221																
8	1	2:51.920	46.940	1:20.799	44.181	146.7	23:25.141																
9	1	2:52.970	46.911	1:22.306	43.753	145.8	26:18.111																
10	1	3:00.261 B	46.895	1:20.838	52.528	139.9	29:18.372																
11	1	4:14.335	2:08.423	1:21.429	44.483	99.1	33:32.707																
12	1	2:51.286	47.116	1:20.833	43.337	147.2	36:23.993																
13	1	2:51.857	46.598	1:21.661	43.598	146.7	39:15.850																
14	1	2:52.219	46.603	1:22.163	43.453	146.4	42:08.069																
15	1	2:52.715	47.059	1:21.245	44.411	146.0	45:00.784																
16	1	2:50.818	46.597	1:20.896	43.325	147.6	47:51.602																
17	1	2:52.850	47.319	1:21.030	44.501	145.9	50:44.452																
18	1	2:51.139	46.627	1:21.131	43.381	147.3	53:35.591																
19	1	2:52.409	46.249	1:21.709	44.451	146.2	56:28.000																
20	1	2:52.548	47.666	1:21.729	43.153	146.1	59:20.548																
21	1	2:52.510	46.441	1:21.323	44.746	146.2	1:02:13.058																
22	1	2:52.484	46.961	1:21.700	43.823	146.2	1:05:05.542																
<b>306</b> Day-V-Tec Corvette GT4 1. Max KOEBOLT GTB																							
1	1	3:03.238	53.186	1:24.715	45.337	137.6	3:03.238																
2	1	2:54.518	47.594	1:22.416	44.508	144.5	5:57.756																
3	1	2:53.499	47.418	1:21.901	44.180	145.3	8:51.255																
4	1	2:51.666	47.073	1:20.809	43.784	146.9	11:42.921																
5	1	2:52.223	47.140	1:21.150	43.933	146.4	14:35.144																
6	1	2:51.915	46.894	1:20.918	44.103	146.7	17:27.059																
7	1	2:52.146	47.332	1:20.907	43.907	146.5	20:19.205																
8	1	2:51.786	47.010	1:20.963	43.813	146.8	23:10.991																
9	1	2:52.019	47.079	1:20.977	43.963	146.6	26:03.010																
10	1	2:52.889	46.737	1:21.927	44.225	145.8	28:55.899																
11	1	2:59.284 B	46.696	1:20.813	51.775	140.6	31:55.183																
12	1	4:56.565	2:52.551	1:20.363	43.651	85.0	36:51.748																
13	1	2:52.319	46.590	1:21.157	44.572	146.3	39:44.067																
14	1	2:51.297	46.864	1:20.391	44.042	147.2	42:35.364																
15	1	2:51.377	46.557	1:20.669	44.151	147.1	45:26.741																
16	1	2:53.038	47.145	1:21.523	44.370	145.7	48:19.779																
17	1	2:51.964	47.046	1:20.277	44.641	146.6	51:11.743																
18	1	2:50.741	46.463	1:20.212	44.066	147.7	54:02.484																
19	1	2:51.566	46.420	1:20.969	44.177	147.0	56:54.050																
20	1	3:04.375	47.990	1:27.607	48.778	136.8	59:58.425																
21	1	3:04.887	50.559	1:25.061	49.267	136.4	1:03:03.312																
22	1	3:07.141	52.399	1:25.917	48.825	134.7	1:06:10.453																




**SUPERCAR CHALLENGE**  
**SPA RACING FESTIVAL**  
**RACE 2**

**Analysis**

Personal Best Session Best B Crossing the finish line in pit lane


Lap	D	Time	Sector 1	Sector 2	Sector 3	Kph	Elapsed	Lap	D	Time	Sector 1	Sector 2	Sector 3	Kph	Elapsed
<b>309</b> <b>Topper Team</b> Porsche 997 GT3 1. Dirk SCHULZ GTB								<b>330</b> <b>AKF Motorsport</b> Renault Megane Trophy 1. Oliver FREYMUTH GTB							
1	1	3:25.048	1:02.947	1:31.901	50.200	123.0	3:25.048	1	1	3:10.014	58.048	1:25.522	46.444	132.7	3:10.014
2	1	3:06.938	51.798	1:27.652	47.488	134.9	6:31.986	2	1	3:03.682	52.086	1:24.295	47.301	137.3	6:13.696
3	1	3:07.863	50.280	1:29.245	48.338	134.2	9:39.849	3	1	3:00.123	49.544	1:24.686	45.893	140.0	9:13.819
4	1	3:04.389	50.044	1:26.816	47.529	136.7	12:44.238	4	1	3:00.369	49.231	1:24.287	46.851	139.8	12:14.188
5	1	3:01.357	49.445	1:25.414	46.498	139.0	15:45.595	5	1	2:59.665	48.512	1:25.274	45.879	140.3	15:13.853
6	1	3:04.008	49.037	1:26.714	48.257	137.0	18:49.603	6	1	2:58.028	48.582	1:24.109	45.337	141.6	18:11.881
7	1	3:01.555	49.205	1:25.160	47.190	138.9	21:51.158	7	1	<b>2:54.958</b>	<b>48.250</b>	1:21.996	44.712	144.1	21:06.839
8	1	3:02.854	48.811	1:27.496	46.547	137.9	24:54.012	8	1	2:58.125	48.811	1:22.993	46.321	141.6	24:04.964
9	1	3:01.040	49.028	1:24.887	47.125	139.3	27:55.052	9	1	3:05.822 B	48.511	1:22.906	54.405	135.7	27:10.786
10	1	3:01.789	50.489	1:24.950	46.350	138.7	30:56.841	10	1	4:15.362	2:09.295	<b>1:21.684</b>	<b>44.383</b>	98.7	31:26.148
11	1	3:06.867 B	48.723	1:24.682	53.462	134.9	34:03.708	11	1	2:56.158	49.847	1:21.859	44.452	143.1	34:22.306
12	1	4:15.631	2:05.985	1:24.322	45.324	98.6	38:19.339	12	1	2:55.641	48.309	1:21.991	45.341	143.6	37:17.947
13	1	3:00.351	50.150	1:24.882	45.319	139.8	41:19.690	13	1	2:57.045	48.392	1:22.650	46.003	142.4	40:14.992
14	1	2:59.340	<b>48.170</b>	1:25.121	46.049	140.6	44:19.030	14	1	3:07.696 B	50.578	1:22.910	54.208	134.3	43:22.688
15	1	2:59.796	48.775	1:25.516	45.505	140.2	47:18.826	<b>333</b> <b>Backdraft Motorsport</b> Lamborghini Gallardo 1. Fiona JAMES GTB							
16	1	2:59.496	48.391	1:25.182	45.923	140.5	50:18.322	1	1	3:20.172	1:01.395	1:28.732	50.045	126.0	3:20.172
17	1	3:03.020	48.904	1:25.115	49.001	137.8	53:21.342	2	1	3:01.897	49.236	1:24.621	48.040	138.6	6:22.069
18	1	3:02.385	49.417	1:26.218	46.750	138.2	56:23.727	3	1	2:59.204	49.938	1:23.794	45.472	140.7	9:21.273
19	1	3:00.215	49.545	1:25.664	<b>45.006</b>	139.9	59:23.942	4	1	2:57.545	48.017	1:22.751	46.777	142.0	12:18.818
20	1	2:58.953	48.264	1:24.852	45.837	140.9	1:02:22.895	5	1	2:56.219	48.304	1:22.788	45.127	143.1	15:15.037
21	1	<b>2:58.500</b>	48.555	<b>1:24.308</b>	45.637	141.3	1:05:21.395	6	1	2:55.400	47.079	1:23.320	45.001	143.8	18:10.437
<b>315</b> <b>Vandereyt Racing</b> Porsche 997 GT3 Cup 1. Miguel VANDEREYT GTB 2. Angelique DETAVENIER								<b>334</b> <b>Backdraft Motorsport</b> Lamborghini Gallardo 1. Simon ATKINSON GTB							
1	1	3:09.522	57.718	1:25.473	46.331	133.0	3:09.522	1	1	3:08.697	55.796	1:25.590	47.311	133.6	3:08.697
2	1	<b>3:28.894</b>	<b>1:18.073</b>	<b>1:24.772</b>	<b>46.049</b>	120.7	6:38.416	2	1	2:58.814	48.677	1:24.711	45.426	141.0	6:07.511
<b>321</b> <b>JR Motorsport</b> BMW M4 Silhouette 1. Steve VANBELLINGEN GTB 2. Ward SLUYS								<b>334</b> <b>Backdraft Motorsport</b> Lamborghini Gallardo 1. Simon ATKINSON GTB							
1	1	3:04.965	53.171	1:26.206	45.588	136.3	3:04.965	3	1	2:56.222	48.352	1:22.544	45.326	143.1	9:03.733
2	1	2:57.567	48.270	1:24.316	44.981	142.0	6:02.532	4	1	2:53.871	47.941	1:22.067	43.863	145.0	11:57.604
3	1	2:53.973	47.207	1:22.241	44.525	144.9	8:56.505	5	1	2:52.625	47.514	1:21.516	43.595	146.1	14:50.229
4	1	2:53.673	47.577	1:22.180	43.916	145.2	11:50.178	6	1	2:52.254	47.724	1:21.042	43.488	146.4	17:42.483
5	1	2:55.088	46.692	1:22.649	45.747	144.0	14:45.266	7	1	2:49.675	46.617	1:19.532	43.526	148.6	20:32.158
6	1	2:52.634	46.698	1:21.726	44.210	146.1	17:37.900	8	1	2:50.663	46.747	1:20.149	43.767	147.7	23:22.821
7	1	2:53.243	46.973	1:22.640	43.630	145.5	20:31.143	9	1	2:50.815	46.460	1:21.024	43.331	147.6	26:13.636
8	1	2:51.047	46.072	1:21.504	43.471	147.4	23:22.190	10	1	2:51.208	47.117	1:20.818	43.273	147.3	29:04.844
9	1	2:50.786	46.147	1:21.512	43.127	147.6	26:12.976	11	1	2:56.747 B	46.525	1:19.490	50.732	142.7	32:01.591
10	1	2:53.442	46.540	1:22.934	43.968	145.4	29:06.418	12	1	4:34.446	2:29.781	1:20.232	44.433	91.9	36:36.037
11	1	2:59.406 B	46.952	1:21.803	50.651	140.5	32:05.824								
12	1	4:47.401	2:37.183	1:24.605	45.613	87.7	36:53.225								
13	1	2:56.471	49.048	1:23.169	44.254	142.9	39:49.696								
14	1	2:55.834	47.849	1:24.405	43.580	143.4	42:45.530								
15	1	2:51.822	45.997	1:22.338	43.487	146.7	45:37.352								
16	1	2:50.552	45.989	1:21.370	43.193	147.8	48:27.904								
17	1	2:52.241	46.099	1:21.893	44.249	146.4	51:20.145								
18	1	2:51.530	47.212	1:21.176	43.142	147.0	54:11.675								
19	1	2:49.655	46.064	1:21.284	42.307	148.6	57:01.330								
20	1	2:50.288	<b>45.319</b>	1:22.382	42.587	148.1	59:51.618								
21	1	<b>2:47.444</b>	45.804	<b>1:19.699</b>	<b>41.941</b>	150.6	1:02:39.062								
22	1	2:47.665	45.586	1:19.712	42.367	150.4	1:05:26.727								



**SUPERCAR CHALLENGE  
SPA RACING FESTIVAL  
RACE 2**

**Analysis**

Lap	D	Time	Sector 1	Sector 2	Sector 3	Kph	Elapsed	Lap	D	Time	Sector 1	Sector 2	Sector 3	Kph	Elapsed						
13	1	2:48.179	46.096	1:19.740	42.343	149.9	39:24.216	20	1	2:50.734	46.725	1:20.823	43.186	147.7	1:00:24.033						
14	1	2:48.272	45.936	1:19.496	42.840	149.8	42:12.488	21	1	<b>2:48.947</b>	45.451	<b>1:19.917</b>	43.579	149.2	1:03:12.980						
15	1	2:47.616	45.746	1:18.983	42.887	150.4	45:00.104	22	1	2:49.753	45.490	1:21.254	<b>43.009</b>	148.5	1:06:02.733						
16	1	<b>2:46.773</b>	45.789	1:18.873	42.111	151.2	47:46.877	<b>349</b> <b>EMG Motorsport</b> Porsche 997 Cup 1. Alain FRANSSSEN GTB													
17	1	2:48.316	46.223	1:19.221	42.872	149.8	50:35.193	1	1	3:29.141	1:06.468	1:32.978	49.695	120.6	3:29.141						
18	1	2:48.765	45.673	1:19.486	43.606	149.4	53:23.958	2	1	3:10.858	51.883	1:29.897	49.078	132.1	6:39.999						
19	1	2:49.174	46.789	<b>1:18.817</b>	43.568	149.0	56:13.132	3	1	3:11.787	52.243	1:29.081	50.463	131.5	9:51.786						
20	1	2:48.964	<b>45.526</b>	1:18.843	44.595	149.2	59:02.096	4	1	3:09.013	52.690	1:26.881	49.442	133.4	13:00.799						
21	1	2:47.447	45.585	1:19.773	<b>42.089</b>	150.6	1:01:49.543	5	1	3:05.987	51.689	1:26.389	47.909	135.6	16:06.786						
22	1	2:47.847	46.749	1:18.901	42.197	150.2	1:04:37.390	6	1	3:06.972	51.974	1:27.043	47.955	134.9	19:13.758						
<b>343</b> <b>Lammertink Racing</b> Porsche 997 GT3 Cup 1. Daan MEIJER GTB								7							1	3:08.956	52.801	1:27.059	49.096	133.4	22:22.714
1	1	3:08.815	57.245	1:24.820	46.750	133.5	3:08.815	8	1	3:07.893	53.600	1:26.693	47.600	134.2	25:30.607						
2	1	2:58.942	48.984	1:24.618	45.340	140.9	6:07.757	9	1	3:06.390	53.045	1:25.446	47.899	135.3	28:36.997						
3	1	2:56.775	48.709	1:22.914	45.152	142.6	9:04.532	10	1	3:13.557 <b>B</b>	51.242	1:24.749	57.566	130.3	31:50.554						
4	1	2:54.926	48.057	1:22.575	44.294	144.1	11:59.458	11	1	4:30.196	2:18.633	1:25.126	46.437	93.3	36:20.750						
5	1	2:55.176	47.770	1:23.013	44.393	143.9	14:54.634	12	1	3:00.274	48.730	1:24.709	46.835	139.9	39:21.024						
6	1	2:55.994	48.096	1:23.329	44.569	143.3	17:50.628	13	1	3:00.227	49.563	1:24.690	45.974	139.9	42:21.251						
7	1	2:54.598	47.592	1:22.931	44.075	144.4	20:45.226	14	1	2:57.370	48.258	1:23.561	45.551	142.2	45:18.621						
8	1	2:53.593	47.372	1:22.317	43.904	145.2	23:38.819	15	1	2:56.648	48.250	1:22.672	45.726	142.7	48:15.269						
9	1	2:53.913	47.161	1:22.240	44.512	145.0	26:32.732	16	1	2:57.655	48.499	1:22.489	46.667	141.9	51:12.924						
10	1	2:53.178	47.412	1:21.822	43.944	145.6	29:25.910	17	1	2:58.086	49.347	1:23.199	45.540	141.6	54:11.010						
11	1	2:59.398 <b>B</b>	48.049	1:21.580	49.769	140.5	32:25.308	18	1	2:58.729	49.214	1:23.744	45.771	141.1	57:09.739						
12	1	4:29.278	2:24.161	<b>1:21.037</b>	44.080	93.6	36:54.586	19	1	2:56.110	47.955	1:22.555	45.600	143.2	1:00:05.849						
13	1	2:53.020	47.171	1:21.979	43.870	145.7	39:47.606	20	1	2:57.877	<b>47.936</b>	1:23.378	46.563	141.8	1:03:03.726						
14	1	2:54.073	47.744	1:23.010	43.319	144.8	42:41.679	21	1	<b>2:55.524</b>	48.856	<b>1:21.587</b>	<b>45.081</b>	143.7	1:05:59.250						
15	1	2:51.813	46.740	1:21.493	43.580	146.8	45:33.492	<b>350</b> <b>Intersport Racing</b> Porsche 997 Cup 1. Andrew DONALDSON GTB 2. Ian DONALDSON													
16	1	2:52.911	46.975	1:21.944	43.992	145.8	48:26.403	1	1	3:25.900	1:06.382	1:29.653	49.865	122.5	3:25.900						
17	1	2:53.087	47.307	1:21.630	44.150	145.7	51:19.490	2	1	3:06.942	51.413	1:27.648	47.881	134.9	6:32.842						
18	1	2:51.815	46.943	1:21.374	43.498	146.8	54:11.305	3	1	3:00.664	49.620	1:25.271	45.773	139.6	9:33.506						
19	1	<b>2:49.775</b>	46.125	1:21.190	<b>42.460</b>	148.5	57:01.080	4	1	2:58.930	48.428	1:24.893	45.609	140.9	12:32.436						
20	1	2:53.187	46.425	1:22.921	43.841	145.6	59:54.267	5	1	2:58.205	48.189	1:24.744	45.272	141.5	15:30.641						
21	1	2:50.413	46.345	1:21.371	42.697	148.0	1:02:44.680	6	1	2:56.106	48.432	1:23.093	44.581	143.2	18:26.747						
22	1	2:51.182	<b>45.869</b>	1:21.103	44.210	147.3	1:05:35.862	7	1	2:56.760	47.867	1:22.728	46.165	142.6	21:23.507						
<b>347</b> <b>FMA Racing</b> Ferrari Challenge Evoluzione 1. Thierry VERSTRAETE GTB 2. Nicolas VAN DIERENDONCK								8							1	2:56.238	48.155	1:23.436	44.647	143.1	24:19.745
1	1	3:12.064	59.353	1:26.560	46.151	131.3	3:12.064	9	1	2:54.847	47.855	1:22.790	44.202	144.2	27:14.592						
2	1	3:03.875	50.060	1:28.400	45.415	137.1	6:15.939	10	1	2:54.786	48.039	1:22.389	44.358	144.3	30:09.378						
3	1	2:59.358	47.926	1:25.890	45.542	140.6	9:15.297	11	1	2:54.961	48.429	1:21.783	44.749	144.1	33:04.339						
4	1	2:59.609	48.728	1:25.518	45.363	140.4	12:14.906	12	1	3:01.559 <b>B</b>	47.115	1:21.539	52.905	138.9	36:05.898						
5	1	2:57.501	47.617	1:24.946	44.938	142.1	15:12.407	13	1	4:45.469	2:28.992	1:30.003	46.474	88.3	40:51.367						
6	1	2:57.273	46.767	1:25.959	44.547	142.2	18:09.680	14	1	2:57.478	48.982	1:23.457	45.039	142.1	43:48.845						
7	1	2:55.083	46.218	1:23.752	45.113	144.0	21:04.763	15	1	2:56.606	48.052	1:22.490	46.064	142.8	46:45.451						
8	1	2:57.619	46.680	1:26.509	44.430	142.0	24:02.382	16	1	2:55.734	48.634	1:21.853	45.247	143.5	49:41.185						
9	1	2:55.162	46.974	1:23.605	44.583	143.9	26:57.544	17	1	2:53.875	47.489	1:21.221	45.165	145.0	52:35.060						
10	1	3:07.381 <b>B</b>	46.948	1:23.795	56.638	134.6	30:04.925	18	1	2:53.124	47.098	1:21.572	44.454	145.6	55:28.184						
11	1	4:25.092	2:15.130	1:24.166	45.796	95.1	34:30.017	19	1	2:54.719	47.688	1:22.214	44.817	144.3	58:22.903						
12	1	2:56.729	47.351	1:23.482	45.896	142.7	37:26.746	20	1	2:51.473	47.471	<b>1:20.111</b>	43.891	147.0	1:01:14.376						
13	1	2:56.077	46.598	1:23.949	45.530	143.2	40:22.823	21	1	<b>2:50.919</b>	<b>47.017</b>	1:20.400	43.502	147.5	1:04:05.295						
14	1	2:53.877	46.343	1:22.544	44.990	145.0	43:16.700	22	1	2:51.364	47.448	1:20.677	<b>43.239</b>	147.1	1:06:56.659						
15	1	2:54.828	48.210	1:22.059	44.559	144.2	46:11.528	<b>351</b> <b>Intersport racing</b> Lamborghini Gallardo 1. Dan STRINGFELLOW GTB													
16	1	2:52.797	45.849	1:22.155	44.793	145.9	49:04.325	1	1	3:17.161	1:00.434	1:28.095	48.632	127.9	3:17.161						
17	1	2:49.695	<b>45.209</b>	1:20.312	44.174	148.6	51:54.020														
18	1	2:49.702	45.559	1:20.317	43.826	148.6	54:43.722														
19	1	2:49.577	46.117	1:19.935	43.525	148.7	57:33.299														




**SUPERCAR CHALLENGE**  
**SPA RACING FESTIVAL**  
**RACE 2**

**Analysis**

											Personal Best		Session Best		B Crossing the finish line in pit lane	
Lap	D	Time	Sector 1	Sector 2	Sector 3	Kph	Elapsed	Lap	D	Time	Sector 1	Sector 2	Sector 3	Kph	Elapsed	
2	1	3:03.745	49.036	1:26.647	48.062	137.2	6:20.906	9	1	4:29.651	2:20.363	1:22.338	46.950	93.5	31:36.474	
3	1	2:59.292	50.717	1:23.627	44.948	140.6	9:20.198	10	1	3:01.287	51.884	1:22.683	46.720	139.1	34:37.761	
4	1	2:55.339	47.812	1:22.631	44.896	143.8	12:15.537	11	1	2:59.667	50.963	1:22.306	46.398	140.3	37:37.428	
5	1	2:57.443	47.637	1:25.398	44.408	142.1	15:12.980	12	1	3:01.043	51.291	1:23.047	46.705	139.3	40:38.471	
6	1	2:54.120	46.453	1:23.602	44.065	144.8	18:07.100	13	1	2:59.267	50.375	1:22.080	46.812	140.7	43:37.738	
7	1	2:54.461	46.608	1:22.437	45.416	144.5	21:01.561	14	1	3:06.252	54.124	1:25.084	47.044	135.4	46:43.990	
8	1	2:52.175	46.776	1:21.470	43.929	146.4	23:53.736	15	1	3:03.200	52.084	1:24.429	46.687	137.6	49:47.190	
9	1	3:03.957 B	46.924	1:21.829	55.204	137.1	26:57.693									
10	1	4:26.550	2:21.020	1:21.366	44.164	94.6	31:24.243									
11	1	2:51.253	46.615	1:20.779	43.859	147.2	34:15.496									
12	1	2:50.592	46.274	1:20.698	43.620	147.8	37:06.088									
13	1	2:53.115	46.848	1:22.280	43.987	145.6	39:59.203									
14	1	2:54.456	47.204	1:23.004	44.248	144.5	42:53.659									
15	1	2:50.441	46.526	1:20.817	43.098	147.9	45:44.100									
16	1	2:50.112	46.148	1:20.032	43.932	148.2	48:34.212									
17	1	2:52.705	46.328	1:22.477	43.900	146.0	51:26.917									
18	1	2:49.121	45.827	1:20.427	42.867	149.1	54:16.038									
19	1	2:49.177	45.662	1:20.566	42.949	149.0	57:05.215									
20	1	2:51.206	45.636	1:20.427	45.143	147.3	59:56.421									
21	1	2:50.542	46.865	1:19.775	43.902	147.8	1:02:46.963									
22	1	2:48.475	45.764	1:19.153	43.558	149.7	1:05:35.438									
<b>406</b> <b>European Staffing Racing</b> <span style="float:right">BMW M3 E90 WTCC</span>																
1. Koen BOGAERTS <span style="float:right">SSP</span>																
2. Mark VAN DER AA																
1	1	3:15.268	1:03.554	1:25.513	46.201	129.1	3:15.268									
2	1	2:58.457	48.681	1:23.289	46.487	141.3	6:13.725									
3	1	2:56.973	49.650	1:22.022	45.301	142.5	9:10.698									
4	1	2:54.711	48.873	1:21.076	44.762	144.3	12:05.409									
5	1	2:54.453	48.199	1:21.142	45.112	144.5	14:59.862									
6	1	2:54.087	48.216	1:21.360	44.511	144.8	17:53.949									
7	1	2:55.704	47.924	1:22.610	45.170	143.5	20:49.653									
8	1	2:53.627	48.112	1:21.056	44.459	145.2	23:43.280									
9	1	2:53.769	48.118	1:20.988	44.663	145.1	26:37.049									
10	1	2:54.452	48.188	1:21.642	44.622	144.5	29:31.501									
11	1	3:01.595 B	48.393	1:21.560	51.642	138.8	32:33.096									
12	1	4:31.504	2:24.541	1:23.145	43.818	92.9	37:04.600									
13	1	2:54.279	48.413	1:21.569	44.297	144.7	39:58.879									
14	1	2:56.520	48.676	1:22.969	44.875	142.8	42:55.399									
15	1	2:54.454	48.039	1:22.031	44.384	144.5	45:49.853									
16	1	2:54.354	47.924	1:21.991	44.439	144.6	48:44.207									
17	1	2:55.402	47.750	1:22.896	44.756	143.8	51:39.609									
18	1	2:53.878	48.209	1:21.581	44.088	145.0	54:33.487									
19	1	2:54.803	47.925	1:22.721	44.157	144.2	57:28.290									
20	1	2:54.537	48.404	1:21.810	44.323	144.5	1:00:22.827									
21	1	2:55.392	48.453	1:21.826	45.113	143.8	1:03:18.219									
22	1	2:55.601	48.835	1:22.572	44.194	143.6	1:06:13.820									
<b>409</b> <b>JR Motorsport</b> <span style="float:right">BMW E46 M3 GTR</span>																
1. Dennis DE GROOT <span style="float:right">SSP</span>																
2. Bas SCHOUTEN																
1	1	3:19.022	1:05.516	1:26.735	46.771	126.7	3:19.022									
2	1	3:00.441	49.722	1:24.523	46.196	139.7	6:19.463									
3	1	2:59.086	51.462	1:21.801	45.823	140.8	9:18.549									
4	1	2:58.572	49.835	1:22.740	45.997	141.2	12:17.121									
5	1	2:59.904	52.023	1:22.025	45.856	140.2	15:17.025									
6	1	2:58.016	50.246	1:21.791	45.979	141.6	18:15.041									
7	1	3:12.196 B	53.089	1:23.431	55.676	131.2	21:27.237									
8	1	5:39.586 B	3:22.338	1:23.735	53.513	74.2	27:06.823									
<b>411</b> <b>Van Herck Racing</b> <span style="float:right">Mazda 3</span>																
1. Werner VAN HERCK <span style="float:right">SSP</span>																
1	1	3:16.372	1:03.484	1:26.046	46.842	128.4	3:16.372									
2	1	2:57.663	48.408	1:23.721	45.534	141.9	6:14.035									
3	1	2:55.781	48.942	1:22.069	44.770	143.4	9:09.816									
4	1	2:54.149	47.777	1:21.754	44.618	144.8	12:03.965									
5	1	2:55.375	48.189	1:21.679	45.507	143.8	14:59.340									
6	1	2:53.811	47.770	1:21.737	44.304	145.1	17:53.151									
7	1	2:55.594	47.982	1:23.097	44.515	143.6	20:48.745									
8	1	2:53.315	47.424	1:21.534	44.357	145.5	23:42.060									
9	1	2:53.912	47.719	1:21.884	44.309	145.0	26:35.972									
10	1	3:01.907 B	47.633	1:21.888	52.386	138.6	29:37.879									
11	1	4:10.508	2:05.113	1:21.087	44.308	100.7	33:48.387									
12	1	2:54.176	47.270	1:21.937	44.969	144.8	36:42.563									
13	1	2:54.339	47.916	1:22.341	44.082	144.6	39:36.902									
14	1	2:55.083	47.770	1:22.886	44.427	144.0	42:31.985									
15	1	2:53.716	47.469	1:22.090	44.157	145.1	45:25.701									
16	1	2:54.542	47.316	1:22.079	45.147	144.5	48:20.243									
17	1	2:53.611	47.568	1:22.150	43.893	145.2	51:13.854									
18	1	2:53.326	47.772	1:21.780	43.774	145.5	54:07.180									
19	1	2:52.323	47.344	1:21.395	43.584	146.3	56:59.503									
20	1	2:55.637	47.049	1:24.291	44.297	143.6	59:55.140									
21	1	2:54.992	48.757	1:22.359	43.876	144.1	1:02:50.132									
22	1	2:52.340	46.802	1:22.078	43.460	146.3	1:05:42.472									
<b>412</b> <b>Munckhof Racing/ vd Plas Racing</b> <span style="float:right">BMW Z4</span>																
1. Eric VAN DEN MUNCKHOF <span style="float:right">SSP</span>																
1	1	3:18.146	1:05.208	1:25.114	47.824	127.3	3:18.146									
2	1	3:00.473	49.509	1:24.623	46.341	139.7	6:18.619									
3	1	3:06.076	57.298	1:22.200	46.578	135.5	9:24.695									
4	1	2:56.853	49.489	1:21.839	45.525	142.6	12:21.548									
5	1	2:57.650	49.385	1:23.195	45.070	141.9	15:19.198									
6	1	2:56.325	48.428	1:22.649	45.248	143.0	18:15.523									
7	1	2:55.547	49.322	1:21.391	44.834	143.6	21:11.070									
8	1	2:55.228	49.342	1:21.044	44.842	143.9	24:06.298									
9	1	3:07.004 B	48.854	1:22.095	56.055	134.8	27:13.302									
10	1	4:16.339	2:10.844	1:20.750	44.745	98.4	31:29.641									
11	1	2:55.249	48.985	1:21.801	44.463	143.9	34:24.890									
12	1	2:56.167	49.590	1:22.031	44.546	143.1	37:21.057									
13	1	2:54.674	48.589	1:21.314	44.771	144.3	40:15.731									
14	1	2:58.689	50.347	1:23.105	45.237	141.1	43:14.420									
15	1	2:57.060	48.656	1:22.201	46.203	142.4	46:11.480									
16	1	2:55.797	49.171	1:21.846	44.780	143.4	49:07.277									
17	1	2:54.216	48.464	1:21.472	44.280	144.7	52:01.493									
18	1	2:54.459	48.266	1:21.941	44.252	144.5	54:55.952									
19	1	2:54.076	48.724	1:20.957	44.395	144.8	57:50.028									
20	1	2:55.209	48.195	1:22.506	44.508	143.9	1:00:45.237									
21	1	2:53.329	48.776	1:20.731	43.822	145.5	1:03:38.566									
22	1	2:52.971	48.152	1:20.973	43.846	145.8	1:06:31.537									






**SUPERCAR CHALLENGE**  
**SPA RACING FESTIVAL**  
**RACE 2**

**Analysis**

									<span style="color: green;">■</span> Personal Best <span style="color: purple;">■</span> Session Best <span style="color: blue;">■</span> Crossing the finish line in pit lane							
Lap	D	Time	Sector 1	Sector 2	Sector 3	Kph	Elapsed		Lap	D	Time	Sector 1	Sector 2	Sector 3	Kph	Elapsed
<b>416</b> JR Motorsport BMW 132 GTR 1. Leon ZAPPEIJ SSP 2. Michael VERHAGEN																
1	1	3:18.544	1:06.573	1:24.650	47.321	127.0	3:18.544									
2	1	3:00.259	50.160	1:24.067	46.032	139.9	6:18.803									
3	1	3:00.603	51.505	1:23.317	45.781	139.6	9:19.406									
4	1	3:00.361	50.199	1:23.583	46.579	139.8	12:19.767									
5	1	2:57.830	49.156	1:22.800	45.874	141.8	15:17.597									
6	1	2:57.513	49.601	1:22.678	<span style="color: green;">45.234</span>	142.0	18:15.110									
7	1	2:57.762	50.183	<span style="color: green;">1:21.778</span>	45.801	141.8	21:12.872									
8	1	<span style="color: green;">2:56.668</span>	48.925	1:22.089	45.654	142.7	24:09.540									
9	1	2:57.153	<span style="color: green;">48.865</span>	1:22.575	45.713	142.3	27:06.693									
10	1	2:58.515	49.138	1:23.617	45.760	141.2	30:05.208									
11	1	3:06.263 <b>B</b>	49.167	1:23.132	53.964	135.4	33:11.471									
12	1	4:20.922	2:04.044	1:28.305	48.573	96.6	37:32.393									
13	1	3:07.642	51.350	1:28.274	48.018	134.4	40:40.035									
14	1	3:01.175	50.337	1:24.187	46.651	139.2	43:41.210									
15	1	3:02.223	50.664	1:24.485	47.074	138.4	46:43.433									
16	1	3:10.043	51.331	1:25.675	53.037	132.7	49:53.476									
17	1	3:37.268 <b>B</b>	57.503	1:36.707	1:03.058	116.1	53:30.744									
<b>417</b> NMT Racing BMW M3 GT4 1. Tristan BOORSMA SSP																
1	1	3:23.482	1:05.821	1:27.137	<span style="color: green;">50.524</span>	123.9	3:23.482									
2	1	3:11.861 <b>B</b>	<span style="color: green;">52.635</span>	<span style="color: green;">1:24.002</span>	55.224	131.4	6:35.343									
<b>420</b> Andy Dam Racing Powered by Penta Racing BMW M3 GTR 1. Andy DAM SSP																
1	1	3:37.903	1:10.716	1:34.210	52.977	115.7	3:37.903									
2	1	3:20.073	55.396	1:33.483	<span style="color: green;">51.194</span>	126.0	6:57.976									
3	1	<span style="color: green;">3:17.834</span>	54.623	<span style="color: green;">1:31.025</span>	52.186	127.5	10:15.810									
4	1	3:24.668 <b>B</b>	<span style="color: green;">53.308</span>	1:32.611	58.749	123.2	13:40.478									
5	1	12:59.632 <b>B</b>	...	1:38.517	1:02.519	32.3	26:40.110									
<b>423</b> Spork Racing Team Seat Leon Supercopa 1. Jimmy ADRIAENSENS SSP 2. Philippe VAN RIEL																
1	1	3:38.879	1:15.156	1:32.297	51.426	115.2	3:38.879									
2	1	3:10.620	53.669	1:28.076	48.875	132.3	6:49.499									
3	1	3:08.930	53.687	1:26.718	48.525	133.5	9:58.429									
4	1	3:06.364	51.836	1:25.796	48.732	135.3	13:04.793									
5	1	3:05.375	51.872	1:25.661	47.842	136.0	16:10.168									
6	1	3:04.421	51.256	1:24.797	48.368	136.7	19:14.589									
7	1	3:06.774	51.771	1:25.354	49.649	135.0	22:21.363									
8	1	3:03.850	51.539	<span style="color: green;">1:23.981</span>	48.330	137.1	25:25.213									
9	1	3:13.476 <b>B</b>	51.258	1:24.682	57.536	130.3	28:38.689									
10	1	4:28.111	2:11.994	1:27.857	48.260	94.0	33:06.800									
11	1	3:03.306	50.490	1:25.343	47.473	137.6	36:10.106									
12	1	3:01.648	50.395	1:24.511	46.742	138.8	39:11.754									
13	1	3:02.669	50.207	1:24.904	47.558	138.0	42:14.423									
14	1	3:02.744	50.126	1:25.966	46.652	138.0	45:17.167									
15	1	3:01.652	50.541	1:24.757	46.354	138.8	48:18.819									
16	1	3:02.374	50.296	1:25.041	47.037	138.3	51:21.193									
17	1	3:02.865	50.018	1:25.179	47.668	137.9	54:24.058									
18	1	3:01.015	50.046	1:24.260	46.709	139.3	57:25.073									
19	1	3:01.537	50.545	1:24.667	46.325	138.9	1:00:26.610									
20	1	<span style="color: green;">3:00.108</span>	49.498	1:24.374	<span style="color: green;">46.236</span>	140.0	1:03:26.718									
									<b>424</b> Speedtec Motorsport Speedtec Zillohouette 1. Peter VAN VLIET SSP 2. Nico VAN VLIET							
1	1	3:27.745	1:11.516	1:27.627	48.602	121.4	3:27.745									
2	1	3:07.444	52.236	1:26.495	48.713	134.5	6:35.189									
3	1	3:02.946	50.225	1:24.354	48.367	137.8	9:38.135									
4	1	<span style="color: green;">3:01.323</span>	50.287	<span style="color: green;">1:24.090</span>	46.946	139.1	12:39.458									
5	1	3:03.369	50.277	1:25.827	47.265	137.5	15:42.827									
6	1	3:01.798	50.632	1:24.322	46.844	138.7	18:44.625									
7	1	3:02.627	50.535	1:25.274	<span style="color: green;">46.818</span>	138.1	21:47.252									
8	1	3:03.535	50.216	1:26.009	47.310	137.4	24:50.787									
9	1	3:03.252	50.543	1:25.006	47.703	137.6	27:54.039									
10	1	3:04.028	50.436	1:25.214	48.378	137.0	30:58.067									
11	1	3:12.024 <b>B</b>	50.914	1:25.860	55.250	131.3	34:10.091									
12	1	5:05.725	2:51.947	1:25.922	47.856	82.5	39:15.816									
13	1	3:05.217	51.078	1:26.288	47.851	136.1	42:21.033									
14	1	3:04.357	50.876	1:26.028	47.453	136.8	45:25.390									
15	1	3:05.636	51.061	1:25.878	48.697	135.8	48:31.026									
16	1	3:04.735	<span style="color: green;">50.166</span>	1:25.989	48.580	136.5	51:35.761									
17	1	3:06.696	52.773	1:25.291	48.632	135.1	54:42.457									
18	1	3:04.218	51.252	1:24.806	48.160	136.9	57:46.675									
19	1	3:04.763	51.366	1:25.759	47.638	136.5	1:00:51.438									
20	1	3:05.164	51.110	1:26.199	47.855	136.2	1:03:56.602									
21	1	3:05.887	51.820	1:24.931	49.136	135.6	1:07:02.489									
									<b>426</b> Team Compak Ramps Seat Leon Supercopa 1. Lee ALLEN SSP							
1	1	3:22.774	1:07.403	1:26.615	48.756	124.3	3:22.774									
2	1	3:00.923	51.090	1:23.704	46.129	139.4	6:23.697									
3	1	2:59.494	49.575	1:24.007	45.912	140.5	9:23.191									
4	1	2:57.915	48.882	1:23.263	45.770	141.7	12:21.106									
5	1	2:59.570	49.473	1:23.286	46.811	140.4	15:20.676									
6	1	3:01.005	50.170	1:24.510	46.325	139.3	18:21.681									
7	1	3:00.903	49.973	1:24.310	46.620	139.4	21:22.584									
8	1	3:00.277	49.475	1:24.882	45.920	139.9	24:22.861									
9	1	3:07.861 <b>B</b>	50.010	1:24.754	53.097	134.2	27:30.722									
10	1	4:29.632	2:19.437	1:23.727	46.468	93.5	32:00.354									
11	1	<span style="color: green;">2:55.886</span>	48.999	<span style="color: green;">1:22.207</span>	<span style="color: green;">44.680</span>	143.4	34:56.240									
12	1	2:58.227	49.186	1:23.187	45.854	141.5	37:54.467									
13	1	2:57.768	49.588	1:22.974	45.206	141.8	40:52.235									
14	1	2:57.645	49.139	1:23.193	45.313	141.9	43:49.880									
15	1	2:58.209	49.434	1:23.168	45.607	141.5	46:48.089									
16	1	3:00.545	49.992	1:23.644	46.909	139.7	49:48.634									
17	1	2:57.629	48.759	1:23.425	45.445	141.9	52:46.263									
18	1	2:57.811	49.050	1:23.744	45.017	141.8	55:44.074									
19	1	2:58.189	49.879	1:23.460	44.850	141.5	58:42.263									
20	1	2:56.606	48.552	1:23.134	44.920	142.8	1:01:38.869									
21	1	2:57.519	<span style="color: green;">48.463</span>	1:23.179	45.877	142.0	1:04:36.388									
									<b>430</b> Ferry Monster Autosport Seat Leon Supercopa 1. René WIJNEN SSP 2. Charlie FRIJNS							
1	1	3:23.712	1:07.094	1:28.237	48.381	123.8	3:23.712									
2	1	3:01.335	51.420	1:23.312	46.603	139.0	6:25.047									
3	1	2:59.309	49.696	<span style="color: green;">1:22.997</span>												



**SUPERCAR CHALLENGE  
SPA RACING FESTIVAL  
RACE 2**

**Analysis**

Lap	D	Time	Sector 1	Sector 2	Sector 3	Kph	Elapsed	Lap	D	Time	Sector 1	Sector 2	Sector 3	Kph	Elapsed
5	1	2:59.445	49.605	1:23.349	46.491	140.5	15:23.331	6	1	2:53.114	48.019	1:20.654	44.441	145.7	17:48.019
6	1	<b>2:59.195</b>	49.366	1:23.577	46.252	140.7	18:22.526	7	1	2:52.774	47.545	1:20.951	44.278	145.9	20:40.793
7	1	3:00.633	49.872	1:24.239	46.522	139.6	21:23.159	8	1	2:52.784	47.601	1:20.729	44.454	145.9	23:33.577
8	1	3:00.222	49.722	1:24.531	45.969	139.9	24:23.381	9	1	2:52.581	48.091	1:20.647	43.843	146.1	26:26.158
9	1	2:59.803	<b>49.363</b>	1:24.094	46.346	140.2	27:23.184	10	1	2:52.566	47.677	<b>1:20.595</b>	44.294	146.1	29:18.724
10	1	3:00.103	49.769	1:24.500	<b>45.834</b>	140.0	30:23.287	11	1	3:02.050	47.856	1:20.962	53.232	138.5	32:20.774
11	1	3:06.826	49.376	1:24.629	52.821	135.0	33:30.113	12	1	4:48.621	2:32.420	1:28.393	47.808	87.4	37:09.395
12	1	4:46.794	2:27.524	1:29.647	49.623	87.9	38:16.907	13	1	3:04.821	50.164	1:28.067	46.590	136.4	40:14.216
13	1	3:09.570	52.912	1:28.597	48.061	133.0	41:26.477	14	1	3:04.750	50.698	1:27.818	46.234	136.5	43:18.966
14	1	3:08.802	53.369	1:27.417	48.016	133.5	44:35.279	15	1	3:02.121	50.059	1:26.327	45.735	138.4	46:21.087
15	1	3:06.214	50.908	1:26.107	49.199	135.4	47:41.493	16	1	3:00.421	49.150	1:26.205	45.066	139.8	49:21.508
16	1	3:05.477	50.639	1:26.262	48.576	135.9	50:46.970	17	1	2:59.484	48.324	1:26.519	44.641	140.5	52:20.992
17	1	3:03.849	50.485	1:25.877	47.487	137.1	53:50.819	18	1	2:57.601	48.441	1:24.687	44.473	142.0	55:18.593
18	1	3:04.288	50.159	1:26.741	47.388	136.8	56:55.107	19	1	2:55.619	48.084	1:24.044	43.491	143.6	58:14.212
19	1	3:05.247	49.905	1:27.066	48.276	136.1	1:00:00.354	20	1	2:54.001	47.760	1:23.113	43.128	144.9	1:01:08.213
20	1	3:03.834	50.981	1:25.284	47.569	137.2	1:03:04.188	21	1	2:51.882	<b>47.236</b>	1:22.279	<b>42.367</b>	146.7	1:04:00.095
21	1	3:05.360	52.672	1:25.334	47.354	136.0	1:06:09.548	22	1	<b>2:51.547</b>	47.261	1:21.531	42.755	147.0	1:06:51.642

**444** Blueberry Racing BMW E46 M3  
1. Ronald VAN LOON SSP

1	1	3:26.868	1:08.805	1:27.573	50.490	121.9	3:26.868
2	1	<b>3:07.754</b>	<b>52.824</b>	<b>1:26.526</b>	<b>48.404</b>	134.3	6:34.622
3	1	3:45.831	56.857	1:43.098	1:05.876	111.7	10:20.453

**447** Team Webb BMW E46 GTR  
1. Martin WEBB SSP  
2. Carl WOODWISS

1	1	3:21.270	1:06.704	1:26.596	47.970	125.3	3:21.270
2	1	3:01.440	49.404	1:23.917	48.119	139.0	6:22.710
3	1	2:59.374	49.850	1:23.531	45.993	140.6	9:22.084
4	1	2:56.070	48.076	1:22.395	45.599	143.2	12:18.154
5	1	2:56.903	48.334	1:22.808	45.761	142.5	15:15.057
6	1	2:56.087	48.881	1:22.043	45.163	143.2	18:11.144
7	1	2:55.033	48.232	1:21.653	45.148	144.1	21:06.177
8	1	2:54.213	48.883	1:20.849	44.481	144.7	24:00.390
9	1	2:53.854	48.424	1:20.845	44.585	145.0	26:54.244
10	1	2:53.942	47.864	1:21.172	44.906	145.0	29:48.186
11	1	3:04.033	48.367	1:22.005	53.661	137.0	32:52.219
12	1	4:37.022	2:25.427	1:25.162	46.433	91.0	37:29.241
13	1	2:58.132	49.553	1:23.317	45.262	141.5	40:27.373
14	1	2:59.641	50.389	1:23.931	45.321	140.4	43:27.014
15	1	2:55.907	48.869	1:21.490	45.548	143.3	46:22.921
16	1	2:56.794	49.313	1:21.977	45.504	142.6	49:19.715
17	1	2:55.105	48.742	1:21.532	44.831	144.0	52:14.820
18	1	2:53.489	48.410	1:20.768	44.311	145.3	55:08.309
19	1	2:54.394	48.672	1:21.471	44.251	144.6	58:02.703
20	1	2:51.847	47.968	1:20.007	43.872	146.7	1:00:54.550
21	1	2:53.717	49.796	1:20.026	43.895	145.1	1:03:48.267
22	1	<b>2:50.404</b>	<b>47.816</b>	<b>1:19.271</b>	<b>43.317</b>	148.0	1:06:38.671

**450** Cor Euser Racing Lotus Evora  
1. Cor EUSER SSP

1	1	3:13.805	1:02.648	1:25.171	45.986	130.1	3:13.805
2	1	2:58.484	49.246	1:23.890	45.348	141.3	6:12.289
3	1	2:55.488	48.372	1:22.209	44.907	143.7	9:07.777
4	1	2:53.852	47.934	1:21.501	44.417	145.0	12:01.629
5	1	2:53.276	48.169	1:20.765	44.342	145.5	14:54.905


**470** Van der Kooi Lotus Racing Lotus Exige 250 CUP  
1. Huub DELNOU SSP

1	1	3:16.553	1:03.253	1:25.503	47.797	128.3	3:16.553
2	1	3:00.026	49.912	1:24.623	45.491	140.1	6:16.579
3	1	2:57.701	49.597	1:22.326	45.778	141.9	9:14.280
4	1	2:56.439	48.989	1:22.953	44.497	142.9	12:10.719
5	1	2:55.359	48.844	1:21.515	45.000	143.8	15:06.078
6	1	2:56.349	49.496	1:22.005	44.848	143.0	18:02.427
7	1	2:55.607	48.755	1:21.728	45.124	143.6	20:58.034
8	1	2:55.385	48.852	1:21.961	44.572	143.8	23:53.419
9	1	2:55.658	49.079	1:21.811	44.768	143.5	26:49.077
10	1	2:56.986	50.090	1:21.884	45.012	142.5	29:46.063
11	1	3:03.333	48.667	1:21.818	52.848	137.5	32:49.396
12	1	4:16.268	2:10.085	1:21.935	44.248	98.4	37:05.664
13	1	2:55.298	48.266	1:22.378	44.654	143.8	40:00.962
14	1	2:58.835	49.882	1:22.655	46.298	141.0	42:59.797
15	1	2:56.035	48.522	1:22.934	44.579	143.2	45:55.832
16	1	2:53.784	48.272	<b>1:20.279</b>	45.233	145.1	48:49.616
17	1	2:53.963	48.214	1:20.984	44.765	144.9	51:43.579
18	1	2:53.520	48.382	1:21.190	<b>43.948</b>	145.3	54:37.099
19	1	2:54.183	48.338	1:21.472	44.373	144.8	57:31.282
20	1	2:55.496	48.116	1:21.948	45.432	143.7	1:00:26.778
21	1	2:53.383	47.987	1:21.163	44.233	145.4	1:03:20.161
22	1	<b>2:52.291</b>	<b>47.646</b>	1:20.596	44.049	146.3	1:06:12.452

**493** Intersport racing BMW E46 M3 GTR  
1. Ryan LYNSEY SSP  
2. Kevin CLARKE

1	1	3:23.218	1:07.807	1:27.085	48.326	124.1	3:23.218
2	1	3:00.381	50.418	1:23.163	46.800	139.8	6:23.599
3	1	2:59.217	49.191	1:23.637	46.389	140.7	9:22.816
4	1	3:00.619	52.023	1:22.890	45.706	139.6	12:23.435
5	1	2:57.009	48.892	1:22.347	45.770	142.4	15:20.444
6	1	2:56.633	48.767	1:22.791	45.075	142.7	18:17.077
7	1	2:57.797	50.175	1:22.579	45.043	141.8	21:14.874
8	1	<b>2:55.512</b>	48.270	<b>1:22.033</b>	45.209	143.7	24:10.386
9	1	2:57.224	49.975	1:22.331	<b>44.918</b>	142.3	27:07.610
10	1	3:04.000	<b>48.150</b>	1:23.051	52.799	137.0	30:11.610
11	1	4:28.428	2:13.528	1:26.353	48.547	93.9	34:40.038
12	1	3:01.660	50.136	1:24.791	46.733	138.8	37:41.698





**SUPERCAR CHALLENGE**  
**SPA RACING FESTIVAL**  
**RACE 2**

**Analysis**

Personal Best Session Best B Crossing the finish line in pit lane

Lap	D	Time	Sector 1	Sector 2	Sector 3	Kph	Elapsed	Lap	D	Time	Sector 1	Sector 2	Sector 3	Kph	Elapsed
8	1	3:09.689	54.034	1:25.647	50.008	132.9	25:51.465	20	1	3:02.965	54.149	1:22.690	46.126	137.8	1:05:10.153
9	1	3:10.007	54.224	1:25.926	49.857	132.7	29:01.472	<b>533</b> Day-V-Tec BMW 130i SP2							
10	1	3:17.491	54.991	1:26.244	56.256	127.7	32:18.963	1.Mauits CARANSA							
11	1	4:26.055	2:08.225	1:27.554	50.276	94.8	36:45.018	2.Wesley CARANSA							
12	1	3:11.200	54.119	1:27.417	49.664	131.9	39:56.218	1	1	3:34.442	1:15.886	1:28.504	50.052	117.6	3:34.442
13	1	3:13.323	55.673	1:27.370	50.280	130.4	43:09.541	2	1	3:10.705	53.833	1:27.478	49.394	132.2	6:45.147
14	1	3:11.252	53.995	1:27.110	50.147	131.8	46:20.793	3	1	3:09.518	54.278	1:26.828	48.412	133.0	9:54.665
15	1	3:09.293	54.060	1:26.262	48.971	133.2	49:30.086	4	1	3:08.594	53.534	1:26.629	48.431	133.7	13:03.259
16	1	3:08.219	53.877	1:25.505	48.837	134.0	52:38.305	5	1	3:08.176	53.313	1:25.849	49.014	134.0	16:11.435
17	1	3:07.564	53.598	1:25.506	48.460	134.4	55:45.869	6	1	3:09.256	53.614	1:26.373	49.269	133.2	19:20.691
18	1	3:08.064	54.976	1:25.079	48.009	134.1	58:53.933	7	1	3:09.055	54.096	1:26.479	48.480	133.4	22:29.746
19	1	3:07.510	53.310	1:26.587	47.613	134.5	1:02:01.443	8	1	3:07.522	52.938	1:26.260	48.324	134.5	25:37.268
20	1	3:08.187	54.001	1:25.209	48.977	134.0	1:05:09.630	9	1	3:13.829	53.171	1:25.895	54.763	130.1	28:51.097


Lap	D	Time	Sector 1	Sector 2	Sector 3	Kph	Elapsed
1	1	3:56.715	1:19.660	1:44.378	52.677	106.5	3:56.715
2	1	3:21.710	57.738	1:31.272	52.700	125.0	7:18.425
3	1	3:23.687	58.477	1:31.544	53.666	123.8	10:42.112
4	1	3:27.604	57.894	1:34.897	54.813	121.5	14:09.716
5	1	3:26.290	58.480	1:34.063	53.747	122.2	17:36.006
6	1	3:28.715	59.877	1:35.006	53.832	120.8	21:04.721
7	1	3:27.692	59.540	1:34.199	53.953	121.4	24:32.413
8	1	4:42.237	59.043	1:33.639	2:09.555	89.3	29:14.650
9	1	3:39.938	1:12.083	1:34.421	53.434	114.6	32:54.588
10	1	3:20.835	57.699	1:30.945	52.191	125.5	36:15.423
11	1	3:18.794	57.026	1:30.520	51.248	126.8	39:34.217
12	1	3:22.553	57.500	1:31.269	53.784	124.5	42:56.770
13	1	3:26.296	57.460	1:34.296	54.540	122.2	46:23.066
14	1	3:23.517	57.379	1:32.641	53.497	123.9	49:46.583
15	1	3:22.166	57.674	1:31.685	52.807	124.7	53:08.749
16	1	3:20.814	57.212	1:30.597	53.005	125.6	56:29.563
17	1	3:20.428	57.588	1:31.027	51.813	125.8	59:49.991
18	1	3:21.264	57.633	1:31.239	52.392	125.3	1:03:11.255
19	1	3:18.623	56.535	1:30.162	51.926	126.9	1:06:29.878

Lap	D	Time	Sector 1	Sector 2	Sector 3	Kph	Elapsed
1	1	3:39.776	1:18.865	1:29.809	51.102	114.7	3:39.776
2	1	3:13.068	54.621	1:28.447	50.000	130.6	6:52.844
3	1	3:11.202	54.414	1:27.346	49.442	131.9	10:04.046
4	1	3:09.916	53.407	1:27.184	49.325	132.8	13:13.962
5	1	3:09.021	53.887	1:26.244	48.890	133.4	16:22.983
6	1	3:12.016	53.921	1:28.874	49.221	131.3	19:34.999
7	1	3:07.648	53.377	1:25.384	48.887	134.4	22:42.647
8	1	3:09.881	53.862	1:26.422	49.597	132.8	25:52.528
9	1	3:33.662	1:14.514	1:24.691	54.457	118.0	29:26.190
10	1	4:53.144	2:40.152	1:24.408	48.584	86.0	34:19.334
11	1	3:07.091	54.322	1:24.548	48.221	134.8	37:26.425
12	1	3:05.981	53.490	1:24.383	48.108	135.6	40:32.406
13	1	3:05.946	53.450	1:24.003	48.493	135.6	43:38.352
14	1	3:07.586	53.526	1:25.400	48.660	134.4	46:45.938
15	1	3:07.396	53.936	1:24.007	49.453	134.6	49:53.334
16	1	3:04.193	52.791	1:23.977	47.425	136.9	52:57.527
17	1	3:04.944	53.246	1:24.776	46.922	136.3	56:02.471
18	1	3:02.991	53.181	1:23.267	46.543	137.8	59:05.462
19	1	3:01.726	52.394	1:23.476	45.856	138.7	1:02:07.188

Lap	D	Time	Sector 1	Sector 2	Sector 3	Kph	Elapsed
1	1	3:34.442	1:15.886	1:28.504	50.052	117.6	3:34.442
2	1	3:10.705	53.833	1:27.478	49.394	132.2	6:45.147
3	1	3:09.518	54.278	1:26.828	48.412	133.0	9:54.665
4	1	3:08.594	53.534	1:26.629	48.431	133.7	13:03.259
5	1	3:08.176	53.313	1:25.849	49.014	134.0	16:11.435
6	1	3:09.256	53.614	1:26.373	49.269	133.2	19:20.691
7	1	3:09.055	54.096	1:26.479	48.480	133.4	22:29.746
8	1	3:07.522	52.938	1:26.260	48.324	134.5	25:37.268
9	1	3:13.829	53.171	1:25.895	54.763	130.1	28:51.097
10	1	4:41.987	2:28.006	1:24.968	49.013	89.4	33:33.084
11	1	3:06.527	53.692	1:24.672	48.163	135.2	36:39.611
12	1	3:05.674	52.458	1:25.049	48.167	135.8	39:45.285
13	1	3:05.857	52.931	1:24.976	47.950	135.7	42:51.142
14	1	3:06.802	52.854	1:25.391	48.557	135.0	45:57.944
15	1	3:05.873	53.009	1:25.085	47.779	135.7	49:03.817
16	1	3:04.839	52.582	1:24.732	47.525	136.4	52:08.656
17	1	3:04.622	52.846	1:24.706	47.070	136.6	55:13.278
18	1	3:06.170	52.637	1:26.104	47.429	135.4	58:19.448
19	1	3:03.375	52.173	1:24.482	46.720	137.5	1:01:22.823
20	1	3:02.291	51.937	1:24.161	46.193	138.3	1:04:25.114
21	1	3:02.248	51.906	1:24.078	46.264	138.4	1:07:27.362

Lap	D	Time	Sector 1	Sector 2	Sector 3	Kph	Elapsed
1	1	7:32.910	1:12.974	5:27.258	52.678	55.7	7:32.910
2	1	3:17.020	58.359	1:29.138	49.523	128.0	10:49.930
3	1	3:11.371	53.040	1:29.055	49.276	131.8	14:01.301
4	1	3:07.654	53.006	1:26.186	48.462	134.4	17:08.955
5	1	3:07.084	52.637	1:26.342	48.105	134.8	20:16.039
6	1	3:05.914	52.295	1:25.693	47.926	135.6	23:21.953
7	1	3:08.206	53.406	1:26.386	48.414	134.0	26:30.159
8	1	3:15.237	52.711	1:26.916	55.610	129.1	29:45.396
9	1	4:48.180	2:33.201	1:27.309	47.670	87.5	34:33.576
10	1	3:03.673	52.397	1:24.183	47.093	137.3	37:37.249
11	1	3:05.526	52.783	1:25.007	47.736	135.9	40:42.775
12	1	3:05.578	54.425	1:23.928	47.225	135.9	43:48.353
13	1	3:03.651	52.102	1:24.438	47.111	137.3	46:52.004
14	1	3:03.481	52.100	1:24.093	47.288	137.4	49:55.485
15	1	3:03.980	51.818	1:24.897	47.265	137.0	52:59.465
16	1	3:02.488	51.930	1:23.831	46.727	138.2	56:01.953
17	1	3:02.485	52.016	1:23.501	46.968	138.2	59:04.438
18	1	3:02.084	52.157	1:23.226	46.701	138.5	1:02:06.522
19	1	3:00.768	51.572	1:23.050	46.146	139.5	1:05:07.290

Lap	D	Time	Sector 1	Sector 2	Sector 3	Kph	Elapsed
1	1	3:36.420	1:16.143	1:29.011	51.266	116.5	3:36.420
2	1	3:10.768	54.246	1:27.069	49.453	132.2	6:47.188
3	1	3:08.339	53.914	1:25.957	48.468	133.9	9:55.527
4	1	3:08.966	52.746	1:27.470	48.750	133.4	13:04.493
5	1	3:07.945	53.308	1:26.189	48.448	134.2	16:12.438
6	1	3:08.772	52.800	1:26.665	49.307	133.6	19:21.210



**SUPERCAR CHALLENGE  
SPA RACING FESTIVAL  
RACE 2**

**Analysis**

Lap	D	Time	Sector 1	Sector 2	Sector 3	Kph	Elapsed	Lap	D	Time	Sector 1	Sector 2	Sector 3	Kph	Elapsed
7	1	3:10.469	53.788	1:28.052	48.629	132.4	22:31.679	16	1	2:54.456	47.888	1:22.990	43.578	144.5	48:44.967
8	1	3:07.854	52.988	1:26.351	48.515	134.2	25:39.533	17	1	2:52.767	47.167	1:22.399	<b>43.201</b>	145.9	51:37.734
9	1	3:15.778	52.505	1:26.428	56.845	128.8	28:55.311	18	1	2:53.023	47.288	1:22.226	43.509	145.7	54:30.757
10	1	4:34.224	2:17.276	1:28.214	48.734	91.9	33:29.535	19	1	2:51.770	<b>46.677</b>	1:21.880	43.213	146.8	57:22.527
11	1	3:06.049	52.543	1:25.576	47.930	135.5	36:35.584	20	1	2:51.650	47.012	1:21.141	43.497	146.9	1:00:14.177
12	1	3:05.918	52.586	1:25.736	47.596	135.6	39:41.502	21	1	<b>2:51.347</b>	46.858	1:20.900	43.589	147.2	1:03:05.524
13	1	3:10.128	53.176	1:28.846	48.106	132.6	42:51.630	22	1	2:53.080	49.511	<b>1:20.193</b>	43.376	145.7	1:05:58.604
14	1	3:09.388	53.257	1:27.510	48.621	133.1	46:01.018								
15	1	3:05.459	52.283	1:25.287	47.889	136.0	49:06.477								
16	1	3:05.348	52.415	1:25.067	47.866	136.0	52:11.825								
17	1	3:05.839	52.820	1:25.240	47.779	135.7	55:17.664								
18	1	3:05.237	52.780	1:24.972	<b>47.485</b>	136.1	58:22.901								
19	1	3:07.246	52.021	1:27.423	47.802	134.7	1:01:30.147								
20	1	<b>3:04.449</b>	<b>51.907</b>	<b>1:24.969</b>	47.573	136.7	1:04:34.596								

Personal Best Session Best B Crossing the finish line in pit lane

Lap	D	Time	Sector 1	Sector 2	Sector 3	Kph	Elapsed
1	1	3:07.571	55.457	1:25.439	46.675	134.4	3:07.571
2	1	2:58.305	48.484	1:23.898	45.923	141.4	6:05.876
3	1	2:58.401	48.614	1:23.026	46.761	141.3	9:04.277
4	1	2:57.310	48.718	1:23.259	45.333	142.2	12:01.587
5	1	2:57.178	49.012	1:22.771	45.395	142.3	14:58.765
6	1	2:53.510	47.997	1:21.297	44.216	145.3	17:52.275
7	1	2:54.951	47.717	1:22.513	44.721	144.1	20:47.226
8	1	2:54.268	48.557	1:21.142	44.569	144.7	23:41.494
9	1	2:53.886	47.612	1:21.278	44.996	145.0	26:35.380
10	1	3:07.769	48.229	1:24.164	55.376	134.3	29:43.149
11	1	4:36.105	2:27.961	1:21.845	46.299	91.3	34:19.254
12	1	2:53.393	48.243	1:21.146	44.004	145.4	37:12.647
13	1	2:54.350	47.446	1:22.815	44.089	144.6	40:06.997
14	1	2:52.556	47.665	1:20.411	44.480	146.1	42:59.553
15	1	2:51.432	47.334	1:20.916	43.182	147.1	45:50.985
16	1	2:50.417	47.052	1:19.384	43.981	148.0	48:41.402
17	1	2:49.553	47.201	1:18.895	43.457	148.7	51:30.955
18	1	2:49.504	47.054	1:19.479	42.971	148.8	54:20.459
19	1	2:47.896	46.236	1:19.114	42.546	150.2	57:08.355
20	1	2:48.833	46.293	1:18.108	44.432	149.3	59:57.188
21	1	2:49.317	47.183	1:19.319	42.815	148.9	1:02:46.505
22	1	<b>2:44.725</b>	<b>45.721</b>	<b>1:17.457</b>	<b>41.547</b>	153.1	1:05:31.230

Lap	D	Time	Sector 1	Sector 2	Sector 3	Kph	Elapsed
1	1	3:06.831	55.182	1:25.373	46.276	135.0	3:06.831
2	1	2:58.193	48.524	1:24.249	45.420	141.5	6:05.024
3	1	3:09.413	48.218	1:23.908	57.287	133.1	9:14.437
4	1	2:59.462	48.931	1:24.879	45.652	140.5	12:13.899
5	1	2:56.048	47.766	1:22.943	45.339	143.2	15:09.947
6	1	2:55.440	48.015	1:22.531	44.894	143.7	18:05.387
7	1	2:57.135	47.999	1:23.885	45.251	142.3	21:02.522
8	1	2:54.720	47.625	1:22.919	44.176	144.3	23:57.242
9	1	2:55.159	47.662	1:23.178	44.319	144.0	26:52.401
10	1	2:55.216	47.714	1:22.880	44.622	143.9	29:47.617
11	1	2:55.661	47.382	1:23.173	45.106	143.5	32:43.278
12	1	3:01.497	47.969	1:22.532	50.996	138.9	35:44.775
13	1	4:13.382	2:06.011	1:22.837	44.534	99.5	39:58.157
14	1	2:56.810	47.651	1:24.346	44.813	142.6	42:54.967
15	1	2:55.544	48.180	1:22.853	44.511	143.6	45:50.511

Lap	D	Time	Sector 1	Sector 2	Sector 3	Kph	Elapsed
1	1	3:13.042	59.692	1:26.498	46.852	130.6	3:13.042
2	1	3:04.533	50.293	1:27.471	46.769	136.6	6:17.575
3	1	2:58.702	50.028	1:22.422	46.252	141.1	9:16.277
4	1	3:00.294	49.942	1:23.571	46.781	139.9	12:16.571
5	1	2:59.296	49.754	1:22.709	46.833	140.6	15:15.867
6	1	2:56.758	49.911	1:21.109	45.738	142.6	18:12.625
7	1	2:55.055	49.718	1:20.175	45.162	144.0	21:07.680
8	1	2:55.757	49.532	1:20.924	45.301	143.5	24:03.437
9	1	2:55.778	49.200	1:20.998	45.580	143.4	26:59.215
10	1	3:06.752	49.969	1:19.769	57.014	135.0	30:05.967
11	1	4:17.903	2:11.844	1:21.165	44.894	97.8	34:23.870
12	1	2:54.472	49.794	1:19.811	44.867	144.5	37:18.342
13	1	2:55.975	49.594	1:20.337	46.044	143.3	40:14.317
14	1	2:53.954	49.941	1:19.563	44.450	144.9	43:08.271
15	1	2:57.212	49.100	1:22.502	45.610	142.3	46:05.483
16	1	2:52.463	50.177	1:18.303	43.983	146.2	48:57.946
17	1	2:50.993	49.201	1:18.033	43.759	147.5	51:48.939
18	1	2:50.358	48.837	1:17.439	44.082	148.0	54:39.297
19	1	2:49.100	48.160	1:17.321	43.619	149.1	57:28.397
20	1	2:50.094	49.129	1:17.847	43.118	148.2	1:00:18.491
21	1	<b>2:47.175</b>	<b>48.120</b>	<b>1:16.028</b>	<b>43.027</b>	150.8	1:03:05.666
22	1	2:53.835	50.858	1:18.937	44.040	145.0	1:05:59.501

Lap	D	Time	Sector 1	Sector 2	Sector 3	Kph	Elapsed
1	1	3:04.216	53.788	1:24.764	45.664	136.9	3:04.216
2	1	2:58.855	48.585	1:23.650	46.620	141.0	6:03.071
3	1	2:59.021	48.737	1:24.540	45.744	140.8	9:02.092
4	1	<b>2:54.582</b>	<b>48.655</b>	<b>1:21.195</b>	44.732	144.4	11:56.674
5	1	2:56.934	<b>48.134</b>	1:23.788	45.012	142.5	14:53.608
6	1	2:58.179	48.342	1:23.513	46.324	141.5	17:51.787
7	1	2:58.894	49.083	1:24.282	45.529	140.9	20:50.681
8	1	2:56.511	49.281	1:22.227	45.003	142.8	23:47.192
9	1	2:56.575	48.841	1:22.240	45.494	142.8	26:43.767
10	1	2:55.751	48.484	1:22.111	45.156	143.5	29:39.518
11	1	3:05.762	48.840	1:22.726	54.196	135.7	32:45.280
12	1	4:15.808	2:08.381	1:22.640	44.787	98.6	37:01.088
13	1	2:59.255	50.076	1:24.785	44.394	140.7	40:00.343
14	1	2:58.615	49.268	1:23.255	46.092	141.2	42:58.958
15	1	3:00.521	48.753	1:24.031	47.737	139.7	45:59.479
16	1	2:56.744	48.879	1:23.483	<b>44.382</b>	142.7	48:56.223
17	1	2:57.865	48.406	1:23.282	46.177	141.8	51:54.088
18	1	3:18.715	52.550	1:27.692	58.473	126.9	55:12.803
19	1	4:01.195	1:51.996	1:22.103	47.096	104.5	59:13.998
20	1	2:55.594	49.322	1:21.542	44.730	143.6	1:02:09.592
21	1	2:58.821	49.024	1:23.854	45.943	141.0	1:05:08.413